

# Trading with National Grid

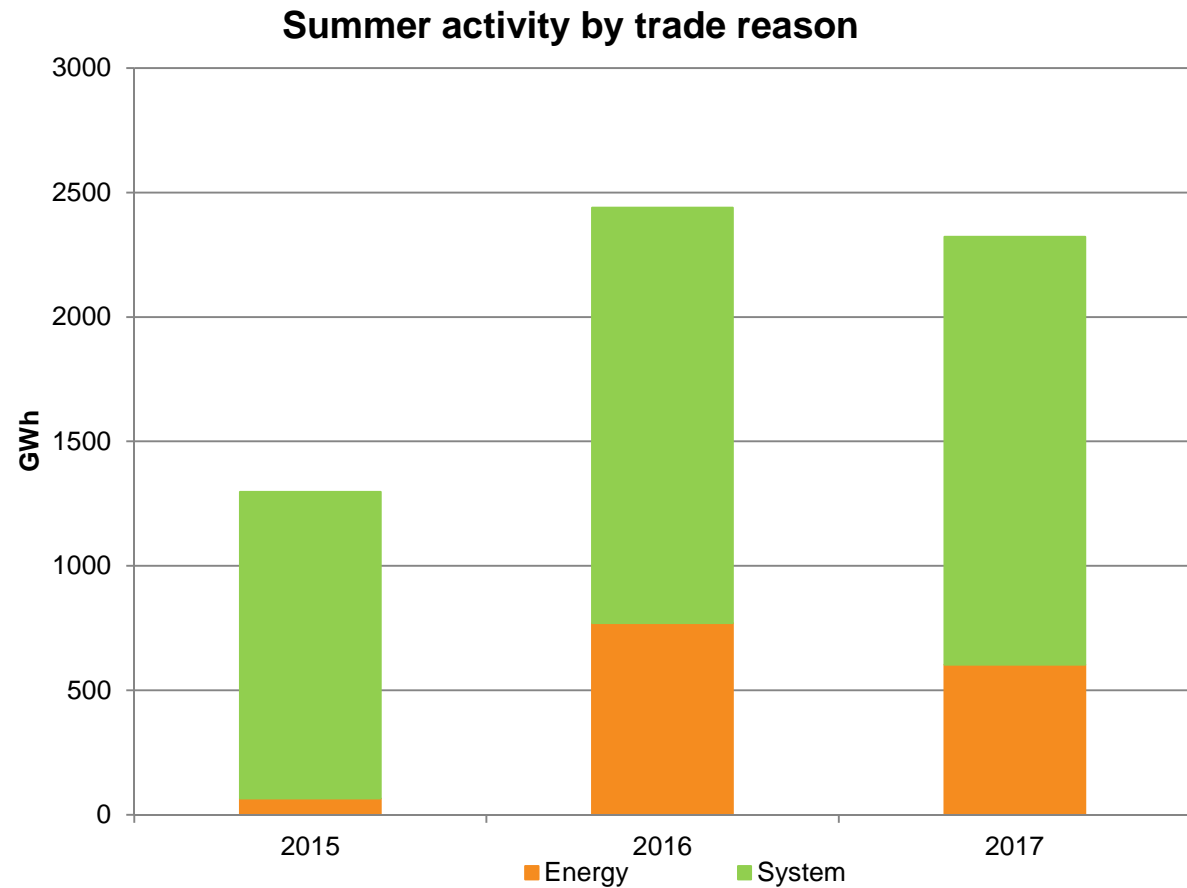
**Rhiannon Calado**  
**Trading Manager**

## Summer 2017 in numbers

1900  
trades

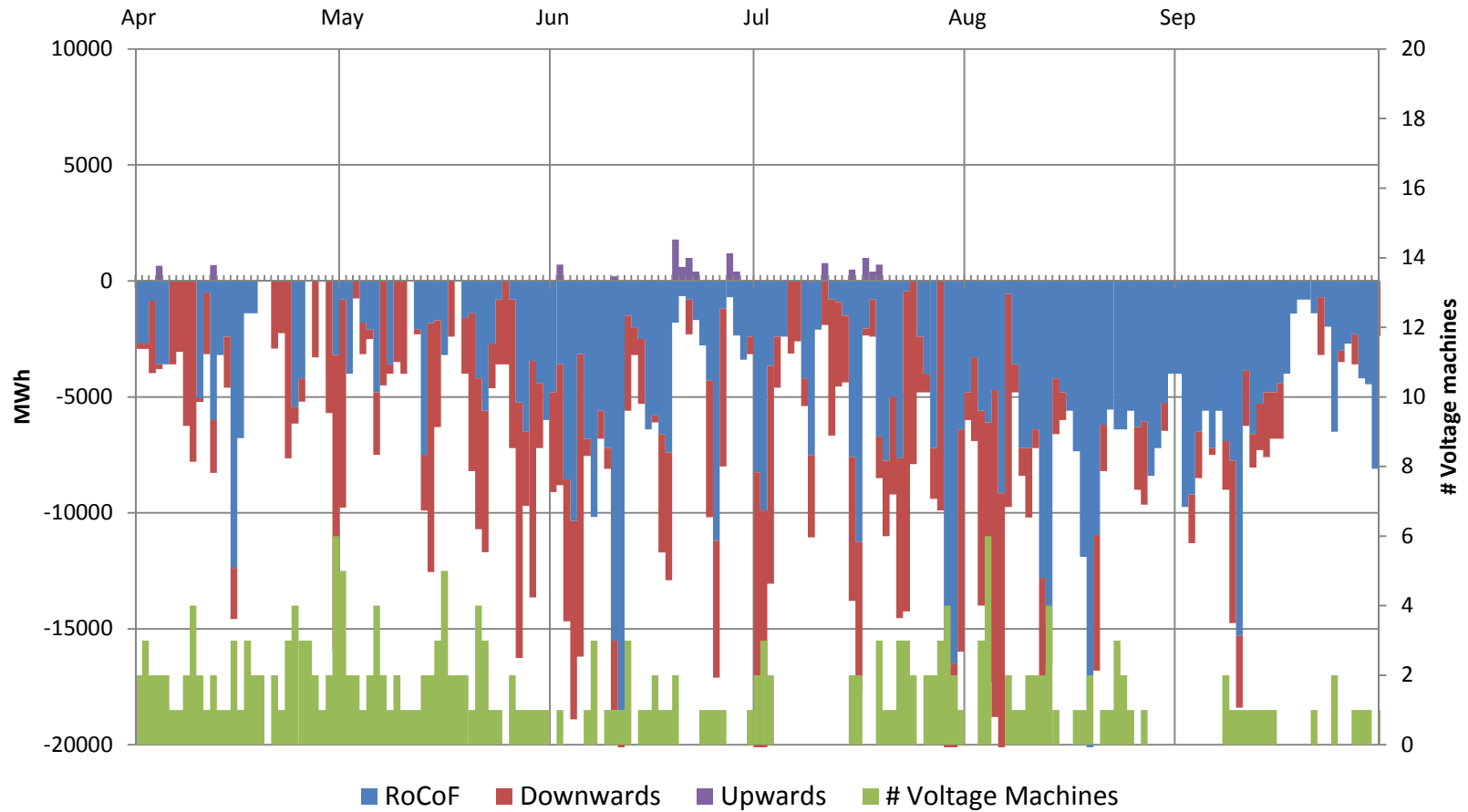
2300  
GWh

£79m



# Summer 2017 – Trade reasons

## Up & Down Margin, Voltage Machines 2017



# Transparency

---

## Challenges

- Volume of trading increased since 2015
- Complexity of operating system

## TRANSPARENCY

## Actions

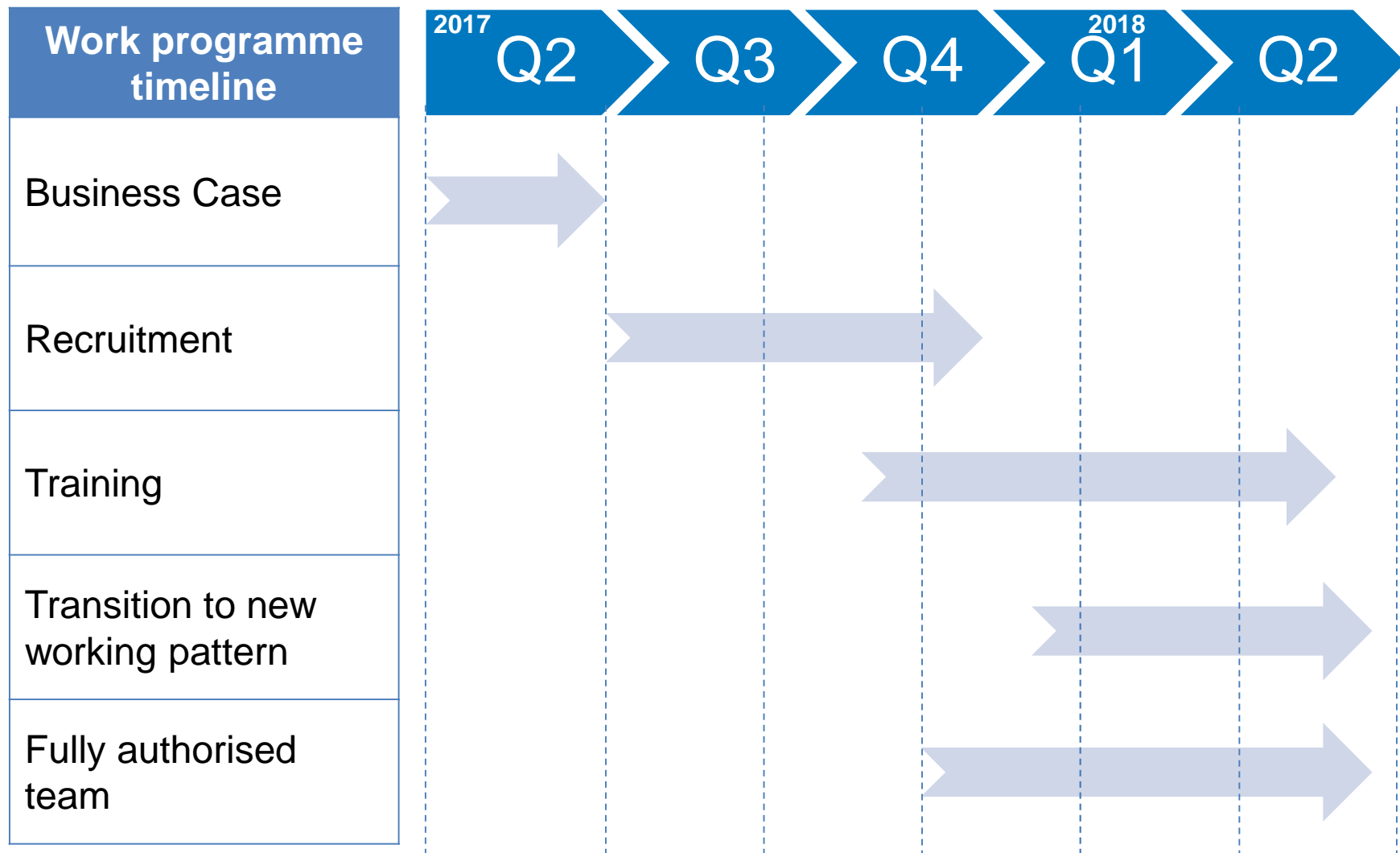
- New working pattern
- enTrader
- Publication of trades
- Engagement (forums, visits,...)

## Building a new team

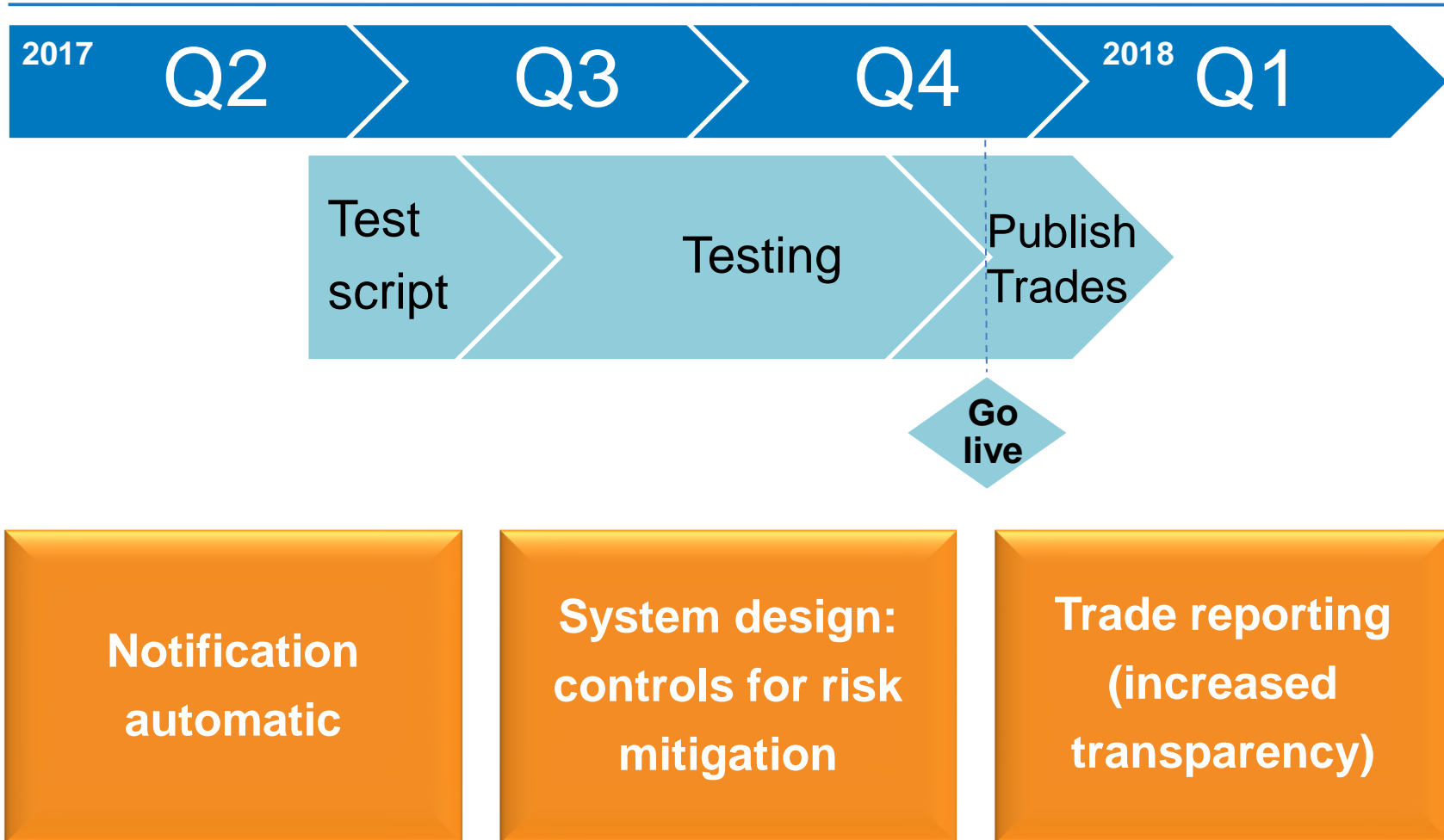
---

- 4 senior energy traders + 8 energy traders
- Fully authorised in advice and trading
- 7-day week, staggered hours
- Normal working hours from 08:00 to 19:00 approximately
- Out of hours standby cover

## New working pattern



## New trading system - enTrader



## Trade Publication - The how and when

<p><b>The current but more frequent way</b></p>	<ul style="list-style-type: none"> <li>■ How: Publish via Elexon site</li> <li>■ Mod required</li> <li>■ When: more than 1 year</li> </ul>	<p><b>Back up (standby)</b></p>	
<p><b>The quick and “dirty” way</b></p>	<ul style="list-style-type: none"> <li>■ How: manual upload of info</li> <li>■ High risk (governance/regulatory)</li> <li>■ When: Q2-Q3 2017</li> </ul>	<p><b>STOP!</b></p>	
<p><b>A new system, a new way</b></p>	<ul style="list-style-type: none"> <li>■ How: enTrader based</li> <li>■ Robust design</li> <li>■ When: Q4 2017</li> </ul>	<p><b>Progress</b></p>	



## Trade Publication – What will it look like?

---

- Information to be published:

Settlement Date	Settlement Period	Cost	Volume	Price	SO Flag
19/10/2017	28	3300	100	33.00	T
19/10/2017	29	8800	200	44.00	T
19/10/2017	30	9000	200	45.00	T
19/10/2017	31	5000	100	-50.00	T
19/10/2017	32	3000	50	-60.00	T

- Data automatically pulled from enTrader
- Push data to providers via email and publish on:

<https://extranet.nationalgrid.com/>