

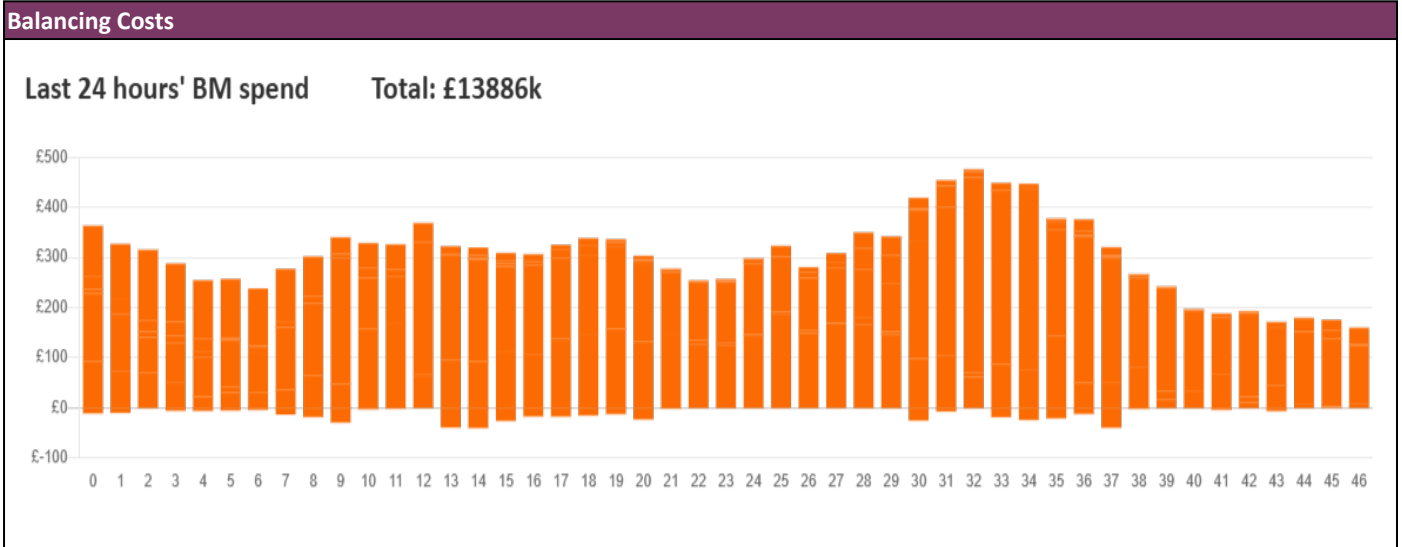
**NESO**  
**National Electricity**  
**Transmission**  
**System**  
Status report



NESO National Electricity Transmission System Status Report  
Saturday 29 March 2025

Today's High Level Risk Status Forecast for the next 24h			
General Status		Voltage	
Demand		System Inertia	
System Margins		Weather	
Generation		Transmission	
Active Constraints			
<a href="#">System Warning</a>			

<a href="#">Today's Minimum De-Rated Margin</a>	21545MW (SP 17)	
Current BMU Largest Loss Risk	Generation	1400 MW
	Demand	1050 MW



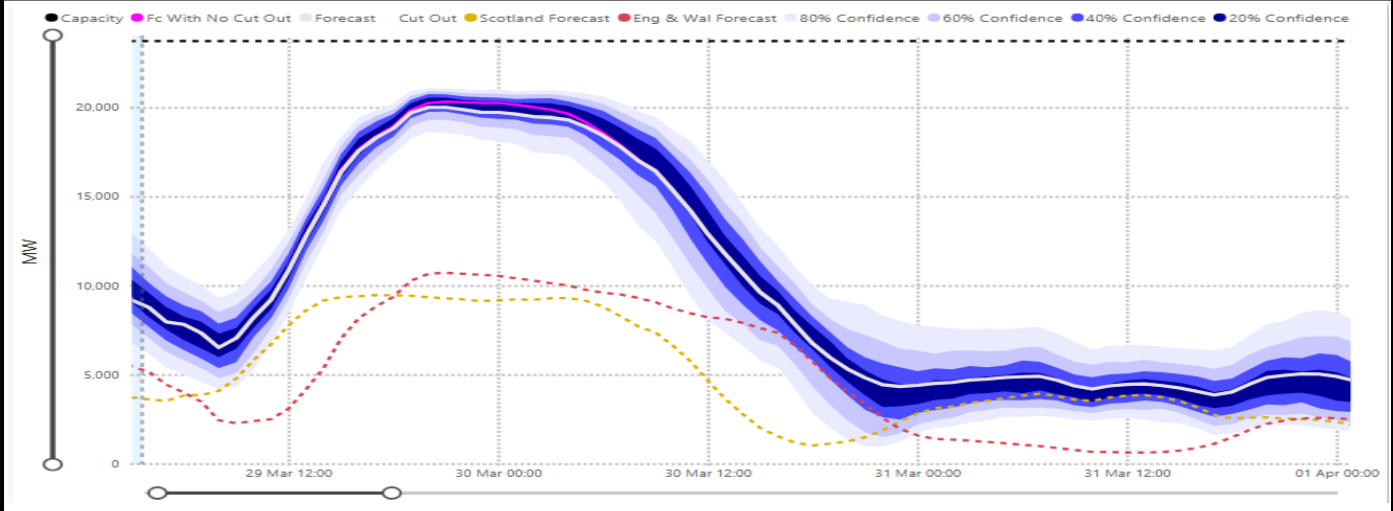
**Yesterday's Market Summary**

<a href="#">Cash Out Price (Max)</a>	118 £/MWh (SP41)
<a href="#">Cash Out Price (Min)</a>	-13.87 £/MWh (SP 27,30)
<a href="#">Peak Demand Yesterday</a>	32,700 MW (SP 39)
<a href="#">Minimum Demand</a>	20,580 MW (SP 11)

**Interconnector Net Transfer Capacity (MWs)**

Today	Import	Export	Remarks
Netherlands (BritNed)	1000	1000	Fully Available
France (IFA)	2000	2000	Fully Available
Belgium (Nemo)	1000	1000	Fully Available
Ireland (EWIC)	500	500	Fully Available
France (ElecLink)	1000	1000	Fully Available
Northern Ireland (MOYLE)	450	450	Fully Available
Norway (NSL)	1400	1400	Fully Available
France (IFA2)	1000	1000	Fully Available
Viking Link	1400	1400	Fully Available
Ireland (GreenLink)	500	500	Fully Available

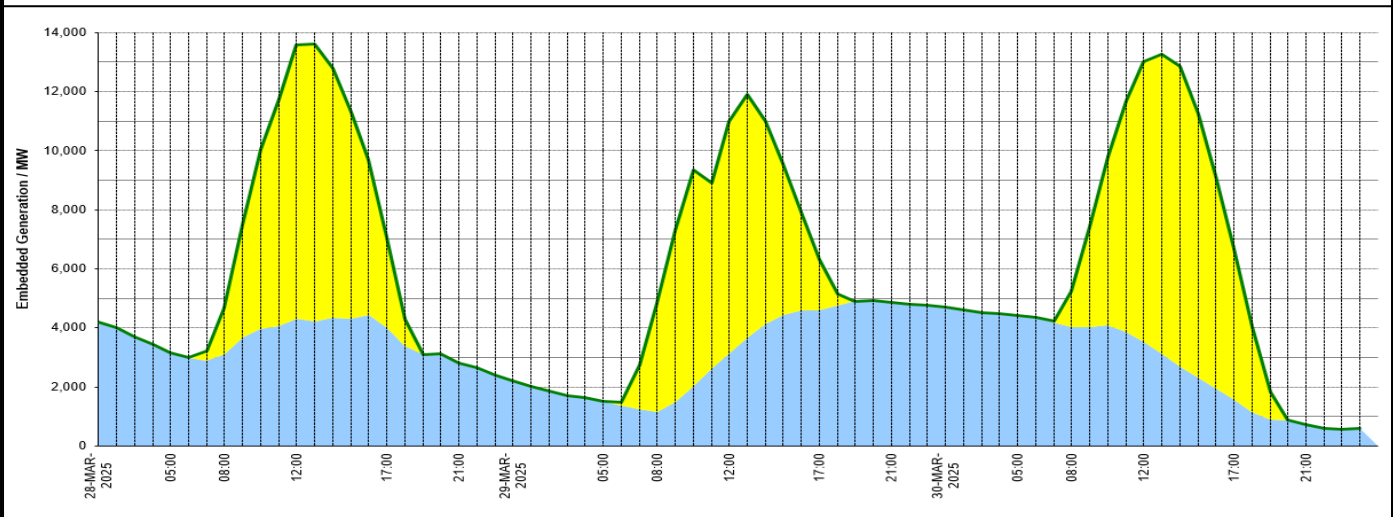
### Wind Power Forecast



### Expected embedded generation (MWs)

#### Embedded Generation Forecast

	28-MAR-2025					29-MAR-2025					30-MAR-2025						
	05:00	08:00	12:00	17:00	21:00	00:00	05:00	08:00	12:00	17:00	21:00	00:00	05:00	08:00	12:00	17:00	21:00
Solar (MW)	0	1590	9272	3067	0	0	0	3710	7865	1709	0	0	0	1237	9483	5137	0
Wind (MW)	3165	3094	4295	4000	2813	2200	1510	1134	3138	4595	4865	4703	4427	4016	3518	1571	730
STOR (MW)	0	0	0	0	0	0	0	0	0	0	0	0	0	0	0	0	0
<b>Total (MW)</b>	<b>3165</b>	<b>4684</b>	<b>13567</b>	<b>7067</b>	<b>2813</b>	<b>2200</b>	<b>1510</b>	<b>4844</b>	<b>11003</b>	<b>6304</b>	<b>4865</b>	<b>4703</b>	<b>4427</b>	<b>5253</b>	<b>13001</b>	<b>6708</b>	<b>730</b>



Weather	Source	Commentary
Latest forecast (Summary)	<a href="#">Met Office</a> <a href="#">SEPA</a> <a href="#">Natural Resources Wales</a>	<p><b>Today:</b> A dry but chilly start for many with the southeast holding onto the best of the sunshine. Turning cloudier and windier from the west with outbreaks of rain and drizzle sinking southeastwards, heavy at times for the northwest of Scotland.</p> <p><b>Tonight:</b> Cloud and patchy rain in the northwest continues to sink southeastwards through the night. Turning drier behind with clear spells and blustery showers. Windy with the risk of coastal gales.</p>
General Weather Concerns e.g. wind, rain, snow, flooding, GB Weather Warnings	<a href="#">Met Office</a> <a href="#">Weather Warnings</a> <a href="#">SEPA</a> <a href="#">Natural Resources Wales</a>	<p><b>UK Weather Warnings</b> No weather warnings are in force for the UK</p> <p><b>Flood Warnings</b> 0 flood warning and 24 flood alerts issued for England. 0 flood warning and 0 flood alerts issued for Scotland. 0 flood warnings and 1 flood alerts issued for Wales.</p>

Contains public sector information licensed under the Open Government Licence v1.0

Further Information	
BM Reports	<a href="https://www.elexon.co.uk/data/kinnect-insights-solution/">https://www.elexon.co.uk/data/kinnect-insights-solution/</a>
System Balancing Reports	<a href="https://www.neso.energy/industry-information/industry-data-and-reports/system-balancing-reports">https://www.neso.energy/industry-information/industry-data-and-reports/system-balancing-reports</a>
Forecast Volumes and Costs	<a href="https://www.neso.energy/industry-information/industry-data-and-reports/forecast-volumes-and-costs">https://www.neso.energy/industry-information/industry-data-and-reports/forecast-volumes-and-costs</a>