

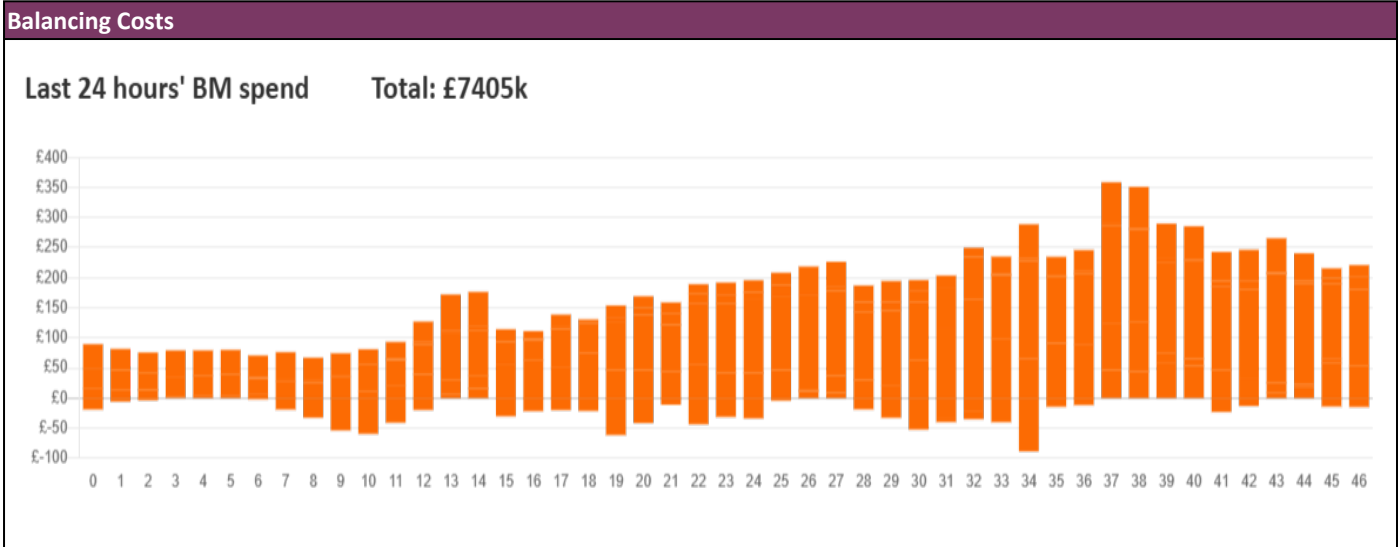
**NESO**  
**National Electricity**  
**Transmission**  
**System**  
Status report



NESO National Electricity Transmission System Status Report  
Wednesday 12 March 2025

Today's High Level Risk Status Forecast for the next 24h			
General Status		Voltage	
Demand		System Inertia	
System Margins		Weather	
Generation		Transmission	
Active Constraints			
<a href="#">System Warning</a>			

<a href="#">Today's Minimum De-Rated Margin</a>	9,546 MW (SP 38)	
Current BMU Largest Loss Risk	Generation	1400 MW
	Demand	1150 MW



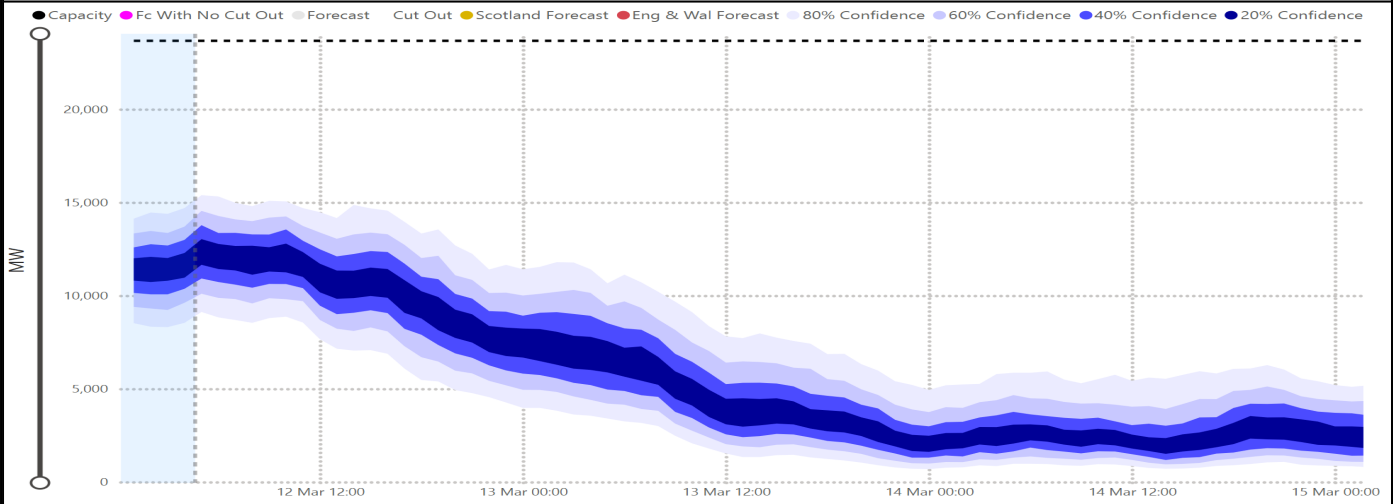
**Yesterday's Market Summary**

<a href="#">Cash Out Price (Max)</a>	£122.50 /MWh (SP 39, 40)
<a href="#">Cash Out Price (Min)</a>	£39.60 /MWh (SP 33)
<a href="#">Peak Demand Yesterday</a>	37,842 MW
<a href="#">Minimum Demand</a>	21,649 MW

**Interconnector Net Transfer Capacity (MWs)**

Today	Import	Export	Remarks
Netherlands (BritNed)	1000	1000	Fully Available
France (IFA)	2000	2000	Fully Available
Belgium (Nemo)	1000	1000	Fully Available
Ireland (EWIC)	500	500	Fully Available
France (ElecLink)	1000	1000	Fully Available
Northern Ireland (MOYLE)	450	450	Fully Available
Norway (NSL)	1400	1400	Fully Available
France (IFA2)	1000	1000	Fully Available
Viking Link	1400	1400	Fully Available
Ireland (GreenLink)	500	500	Fully Available

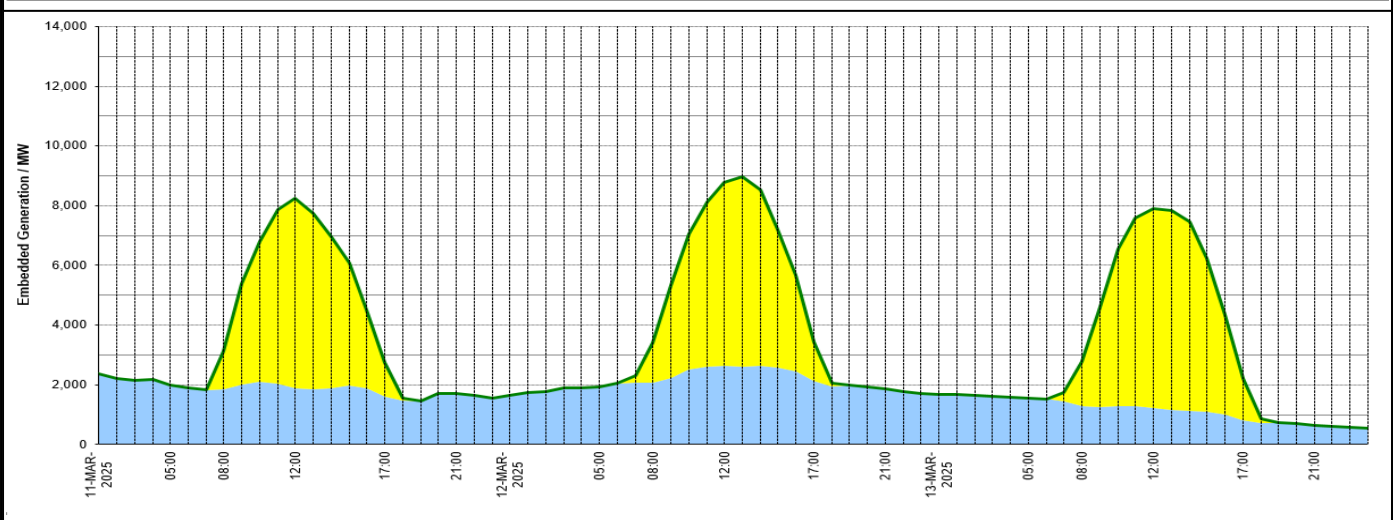
### Wind Power Forecast



### Expected embedded generation (MWs)

#### Embedded Generation Forecast

	11-MAR-2025					12-MAR-2025					13-MAR-2025						
	05:00	08:00	12:00	17:00	21:00	00:00	05:00	08:00	12:00	17:00	21:00	00:00	05:00	08:00	12:00	17:00	21:00
Solar (MW)	0	1249	6364	1148	0	0	0	1343	6133	1310	0	0	0	1489	6691	1394	0
Wind (MW)	1996	1864	1870	1586	1699	1637	1925	2062	2647	2130	1856	1690	1563	1298	1219	810	655
STOR (MW)	0	0	0	0	0	0	0	0	0	0	0	0	0	0	0	0	0
<b>Total (MW)</b>	<b>1996</b>	<b>3113</b>	<b>8234</b>	<b>2734</b>	<b>1699</b>	<b>1637</b>	<b>1925</b>	<b>3405</b>	<b>8780</b>	<b>3440</b>	<b>1856</b>	<b>1690</b>	<b>1563</b>	<b>2787</b>	<b>7910</b>	<b>2204</b>	<b>655</b>



Weather	Source	Commentary
Latest forecast (Summary)	<a href="#">Met Office</a> <a href="#">SEPA</a> <a href="#">Natural Resources Wales</a>	<p><b>Today:</b> Showery rain will clear southwards from southern England and Wales, with patchy frost clearing elsewhere to leave sunshine and showers across the UK. Northern Ireland and western Scotland will be sunniest. Showers turning locally heavy and wintry. A chilly breeze.</p> <p><b>Tonight:</b> Showers will continue to affect many eastern and some northeastern areas overnight, wintry in places. Elsewhere mostly dry with clear periods, allowing a frost to develop. Some icy patches too.</p>
General Weather Concerns e.g. wind, rain, snow, flooding, GB Weather Warnings	<a href="#">Met Office</a> <a href="#">Weather Warnings</a> <a href="#">SEPA</a> <a href="#">Natural Resources Wales</a>	<p><b>UK Weather Warnings</b> No weather warnings are in force for the UK</p> <p><b>Flood Warnings</b> 1 flood warnings and 24 flood alerts issued for England. 0 flood warnings and 0 flood alerts issued for Scotland. 0 flood warnings and 0 flood alerts issued for Wales.</p>

Contains public sector information licensed under the Open Government Licence v1.0

Further Information	
BM Reports	<a href="https://www.elexon.co.uk/data/kinnect-insights-solution/">https://www.elexon.co.uk/data/kinnect-insights-solution/</a>
System Balancing Reports	<a href="https://www.neso.energy/industry-information/industry-data-and-reports/system-balancing-reports">https://www.neso.energy/industry-information/industry-data-and-reports/system-balancing-reports</a>
Forecast Volumes and Costs	<a href="https://www.neso.energy/industry-information/industry-data-and-reports/forecast-volumes-and-costs">https://www.neso.energy/industry-information/industry-data-and-reports/forecast-volumes-and-costs</a>