

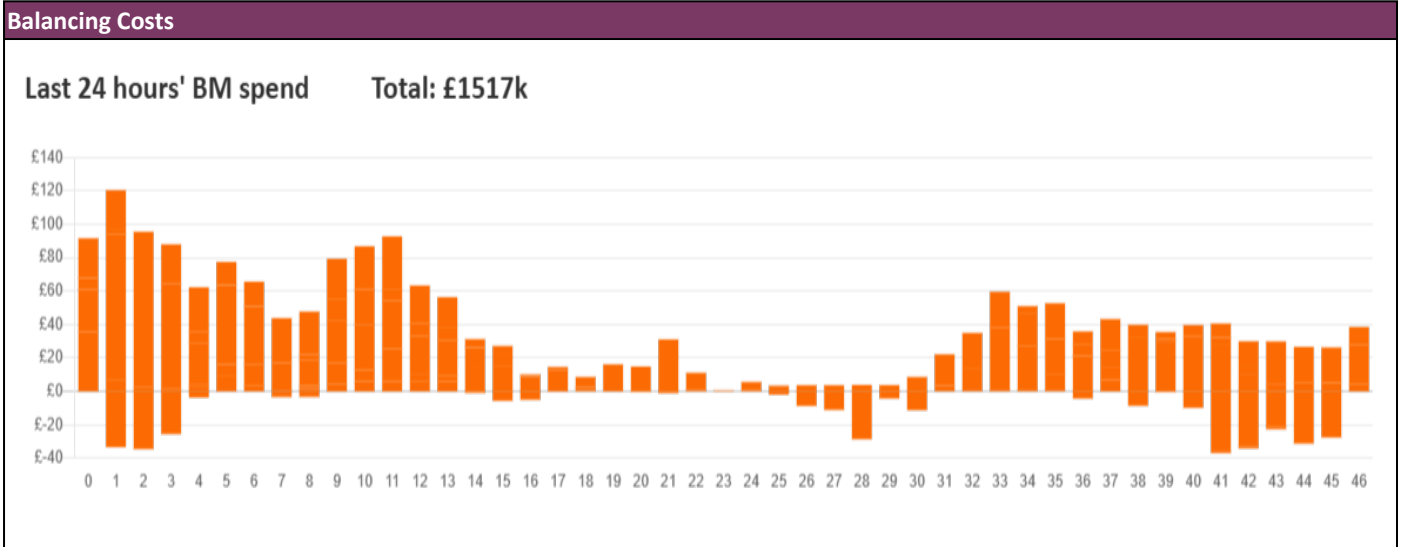
**NESO**  
**National Electricity**  
**Transmission**  
**System**  
Status report



NESO National Electricity Transmission System Status Report  
Saturday 08 March 2025

Today's High Level Risk Status Forecast for the next 24h			
General Status		Voltage	
Demand		System Inertia	
System Margins		Weather	
Generation		Transmission	
Active Constraints			
<a href="#">System Warning</a>			

<a href="#">Today's Minimum De-Rated Margin</a>	14,493 MW (SP 36)	
Current BMU Largest Loss Risk	Generation	1400 MW
	Demand	560 MW



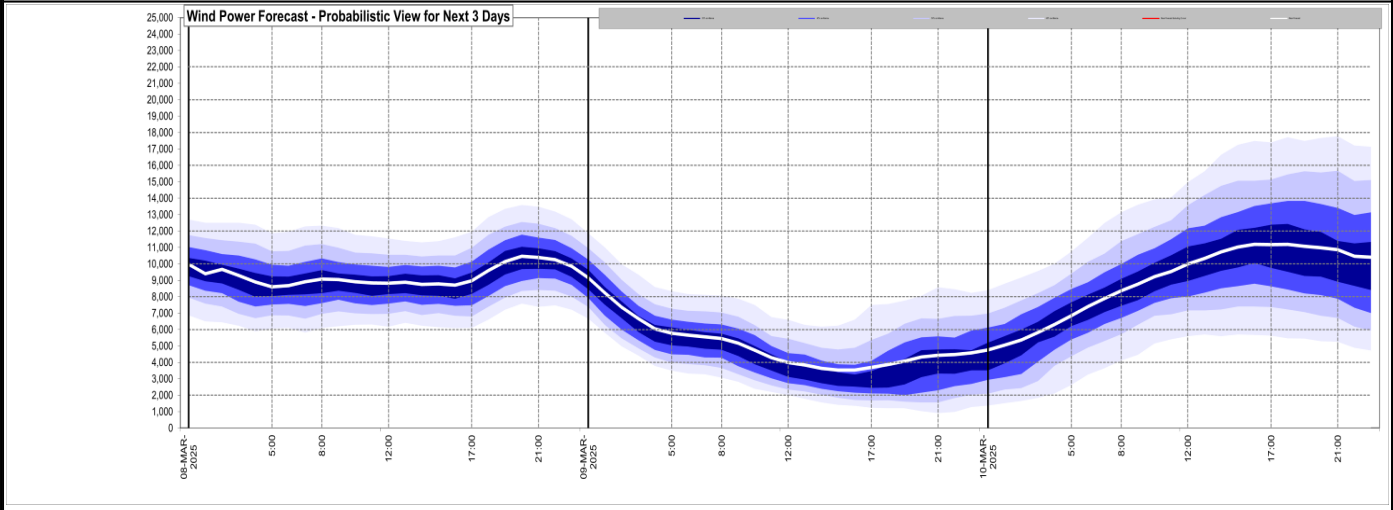
**Yesterday's Market Summary**

<a href="#">Cash Out Price (Max)</a>	£155.00 /MWh (SP 33-37)
<a href="#">Cash Out Price (Min)</a>	£-2.86 /MWh (SP 1)
<a href="#">Peak Demand Yesterday</a>	35,572 MW
<a href="#">Minimum Demand</a>	21,390 MW

**Interconnector Net Transfer Capacity (MWs)**

Today	Import	Export	Remarks
Netherlands (BritNed)	1000	1000	Fully Available
France (IFA)	2000	2000	Fully Available
Belgium (Nemo)	1000	1000	Fully Available
Ireland (EWIC)	500	500	Fully Available
France (ElecLink)	1000	1000	Fully Available
Northern Ireland (MOYLE)	450	450	Fully Available
Norway (NSL)	1400	1400	Fully Available
France (IFA2)	1000	1000	Fully Available
Viking Link	1400	1400	Fully Available
Ireland (GreenLink)	500	500	Fully Available

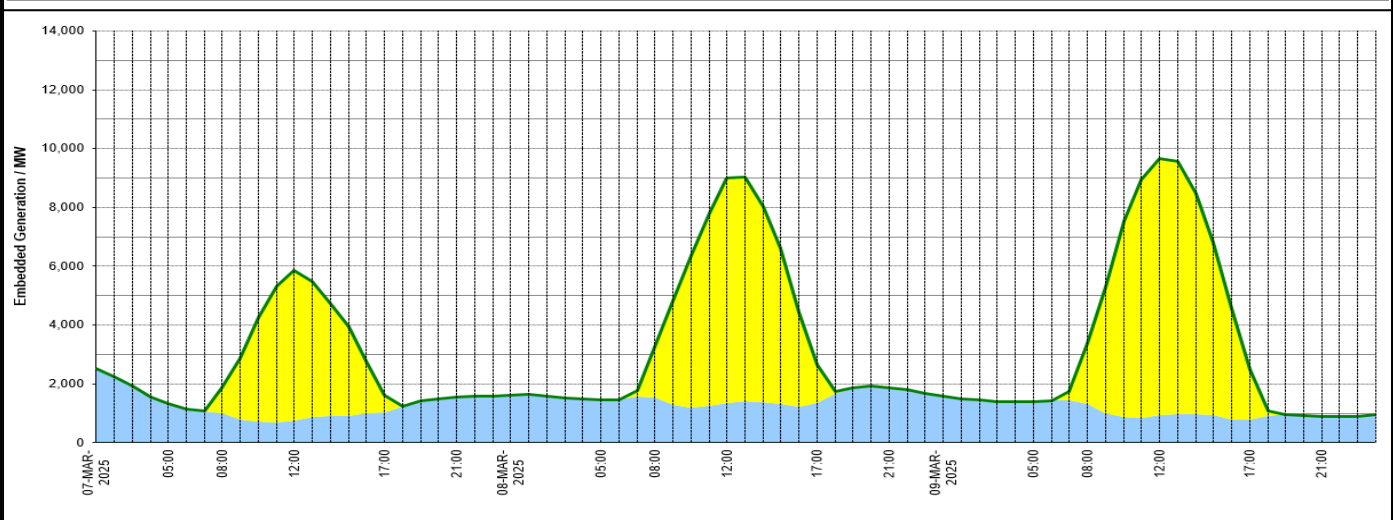
### Wind Power Forecast



### Expected embedded generation (MWs)

#### Embedded Generation Forecast

	07-MAR-2025					08-MAR-2025					09-MAR-2025						
	05:00	08:00	12:00	17:00	21:00	00:00	05:00	08:00	12:00	17:00	21:00	00:00	05:00	08:00	12:00	17:00	21:00
Solar (MW)	0	878	5105	586	0	0	0	1717	7645	1299	0	0	0	2058	8733	1701	0
Wind (MW)	1348	989	754	1020	1566	1621	1453	1540	1355	1354	1874	1587	1409	1307	925	794	897
STOR (MW)	0	0	0	0	0	0	0	0	0	0	0	0	0	0	0	0	0
<b>Total (MW)</b>	<b>1348</b>	<b>1867</b>	<b>5859</b>	<b>1606</b>	<b>1566</b>	<b>1621</b>	<b>1453</b>	<b>3257</b>	<b>9000</b>	<b>2653</b>	<b>1874</b>	<b>1587</b>	<b>1409</b>	<b>3365</b>	<b>9658</b>	<b>2495</b>	<b>897</b>



Weather	Source	Commentary
Latest forecast (Summary)	<a href="#">Met Office</a> <a href="#">SEPA</a> <a href="#">Natural Resources Wales</a>	<p><b>Today:</b>                      Cloud and rain clear northwards across Scotland and Northern Ireland. Elsewhere dry for all but the far southwest, where scattered showers may develop through the morning. Becoming widely fine later with plenty of warm sunshine. Breezy especially around the coasts.</p> <p><b>Tonight:</b>                      Mainly dry with clear spells bringing a chilly but frost-free night, with patchy fog in the north. Breezier and cloudier further south, with patchy light rain in the far southwest.</p>
General Weather Concerns e.g. wind, rain, snow, flooding, GB Weather Warnings	<a href="#">Met Office</a> <a href="#">Weather Warnings</a> <a href="#">SEPA</a> <a href="#">Natural Resources Wales</a>	<p><b>UK Weather Warnings</b>                      No weather warnings are in force for the UK</p> <p><b>Flood Warnings</b>                      1 flood warnings and 26 flood alerts issued for England.                      0 flood warnings and 0 flood alerts issued for Scotland.                      0 flood warnings and 0 flood alerts issued for Wales.</p>

Contains public sector information licensed under the Open Government Licence v1.0

Further Information	
BM Reports	<a href="https://www.elexon.co.uk/data/kinnect-insights-solution/">https://www.elexon.co.uk/data/kinnect-insights-solution/</a>
System Balancing Reports	<a href="https://www.neso.energy/industry-information/industry-data-and-reports/system-balancing-reports">https://www.neso.energy/industry-information/industry-data-and-reports/system-balancing-reports</a>
Forecast Volumes and Costs	<a href="https://www.neso.energy/industry-information/industry-data-and-reports/forecast-volumes-and-costs">https://www.neso.energy/industry-information/industry-data-and-reports/forecast-volumes-and-costs</a>