

NESO
National Electricity
Transmission
System
Status report

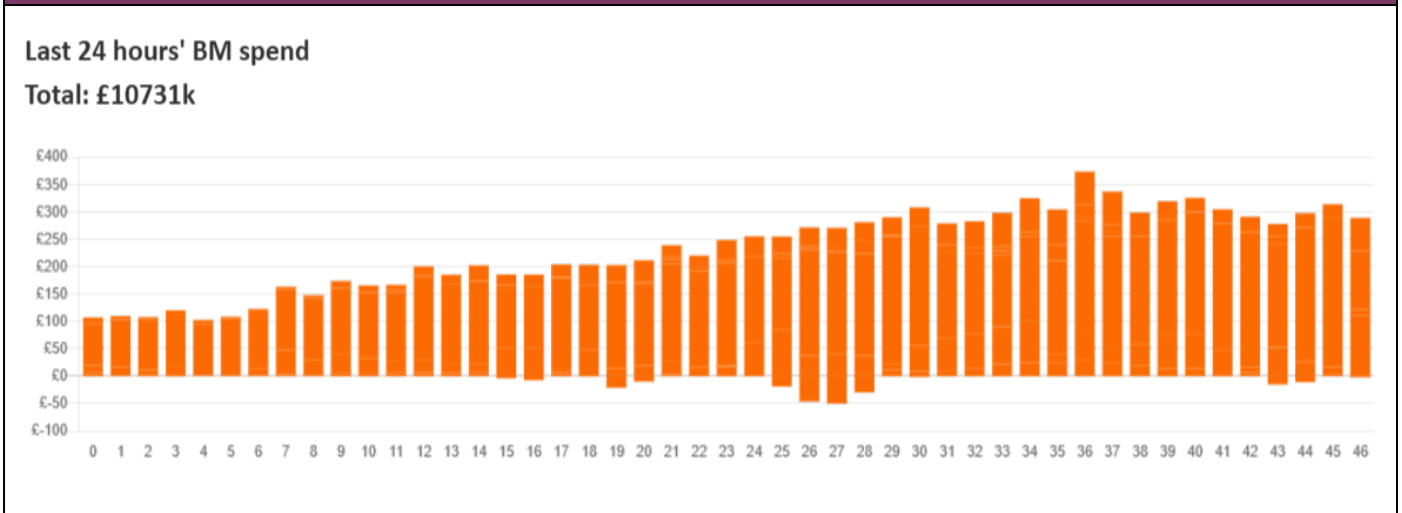


NESO National Electricity Transmission System Status Report
Monday 03 March 2025

| Today's High Level Risk Status Forecast for the next 24h | | | |
|--|--|----------------|--|
| General Status | | Voltage | |
| Demand | | System Inertia | |
| System Margins | | Weather | |
| Generation | | Transmission | |
| Active Constraints | | | |
| System Warning | | | |

| | | |
|---|-----------------|---------|
| Today's Minimum De-Rated Margin | 7.716MW (SP 38) | |
| Current BMU Largest Loss Risk | Generation | 1500 MW |
| | Demand | 850 MW |

Balancing Costs



Yesterday's Market Summary

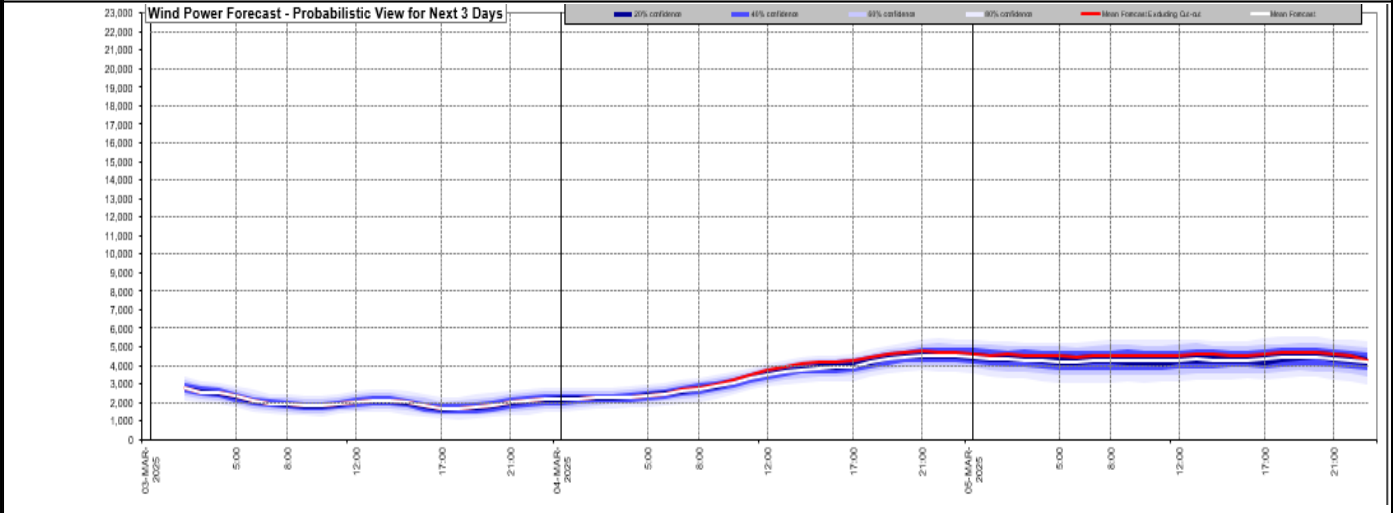
| | |
|---------------------------------------|----------------------------------|
| Cash Out Price (Max) | £125 /MWh (SP 34,35,36,38,39,40) |
| Cash Out Price (Min) | £52.78 /MWh (SP 27) |
| Peak Demand Yesterday | 36,580 MW |
| Minimum Demand | 22,723 MW |

Interconnector

Net Transfer Capacity (MWs)

| Today | Import | Export | Remarks |
|--------------------------|--------|--------|------------------|
| Netherlands (BritNed) | 1000 | 1000 | Fully Available |
| France (IFA) | 2000 | 2000 | Fully Available |
| Belgium (Nemo) | 1000 | 1000 | Fully Available |
| Ireland (EWIC) | 500 | 500 | Fully Available |
| France (ElecLink) | 1000 | 1000 | Fully Available |
| Northern Ireland (MOYLE) | 450 | 450 | Fully Available |
| Norway (NSL) | 1400 | 1400 | Fully Available |
| France (IFA2) | 0 | 0 | Unplanned Outage |
| Viking Link | 1400 | 1400 | Fully Available |
| Ireland (GreenLink) | 500 | 500 | Fully Available |

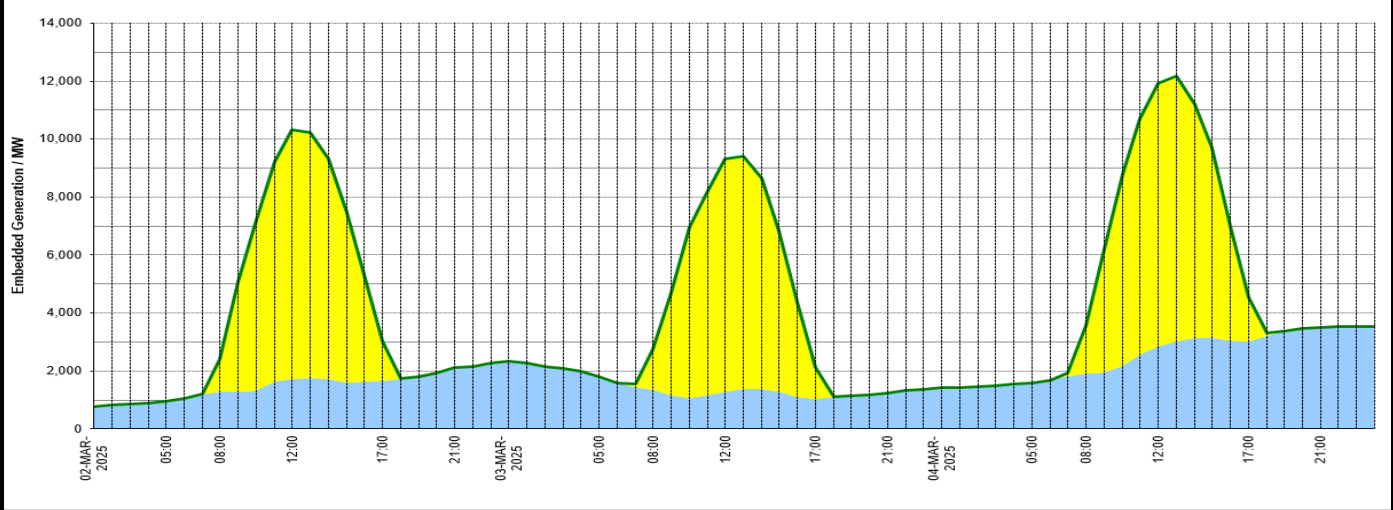
Wind Power Forecast



Expected embedded generation (MWs)

Embedded Generation Forecast

| Embedded Generation (non-metered) Estimates | | | | | | | | | | | | | | | Last run: 03-Mar-2025 02:31:50 | | |
|---|-------------|-------------|--------------|-------------|-------------|-------------|-------------|-------------|-------------|-------------|-------------|-------------|-------------|-------------|--------------------------------|-------------|-------------|
| | 02-MAR-2025 | | | | | 03-MAR-2025 | | | | | 04-MAR-2025 | | | | | | |
| | 05:00 | 08:00 | 12:00 | 17:00 | 21:00 | 00:00 | 05:00 | 08:00 | 12:00 | 17:00 | 21:00 | 00:00 | 05:00 | 08:00 | 12:00 | 17:00 | 21:00 |
| Solar (MW) | 0 | 1091 | 8582 | 1368 | 0 | 0 | 0 | 1393 | 8020 | 1099 | 0 | 0 | 0 | 1627 | 9092 | 1522 | 0 |
| Wind (MW) | 957 | 1299 | 1723 | 1651 | 2114 | 2338 | 1797 | 1345 | 1296 | 1031 | 1248 | 1414 | 1599 | 1923 | 2845 | 3005 | 3494 |
| STOR (MW) | 0 | 0 | 0 | 0 | 0 | 0 | 0 | 0 | 0 | 0 | 0 | 0 | 0 | 0 | 0 | 0 | 0 |
| Total (MW) | 957 | 2390 | 10305 | 3019 | 2114 | 2338 | 1797 | 2738 | 9316 | 2130 | 1248 | 1414 | 1599 | 3550 | 11937 | 4527 | 3494 |



| Weather | Source | Commentary |
|--|---|---|
| Latest forecast (Summary) | Met Office SEPA Natural Resources Wales | <p>Today: A frosty start in the south with any freezing fog patches clearing to leave a sunny day here. Much of Scotland also bright and mainly dry but windy in the far north. Elsewhere, rather cloudy with some patchy rain.</p> <p>Tonight: Cloud lingering across northern England, with patchy drizzle over hills. Clear spells elsewhere, especially in the south where it will turn frosty once again. Rain reaching the far northwest later.</p> |
| General Weather Concerns e.g. wind, rain, snow, flooding, GB Weather Warnings | Met Office Weather Warnings SEPA Natural Resources Wales | <p>UK Weather Warnings No weather warnings are in force for the UK</p> <p>Flood Warnings 1 flood warnings and 52 flood alerts issued for England. 0 flood warnings and 0 flood alerts issued for Scotland.</p> |

| Weather | Source | Commentary |
|---------|--------|---|
| | | 0 flood warnings and 4 flood alerts issued for Wales. |

Contains public sector information licensed under the Open Government Licence v1.0

| Further Information | |
|----------------------------|---|
| BM Reports | https://www.elexon.co.uk/data/kinnect-insights-solution/ |
| System Balancing Reports | https://www.neso.energy/industry-information/industry-data-and-reports/system-balancing-reports |
| Forecast Volumes and Costs | https://www.neso.energy/industry-information/industry-data-and-reports/forecast-volumes-and-costs |