

NESO
National Electricity
Transmission
System
Status report

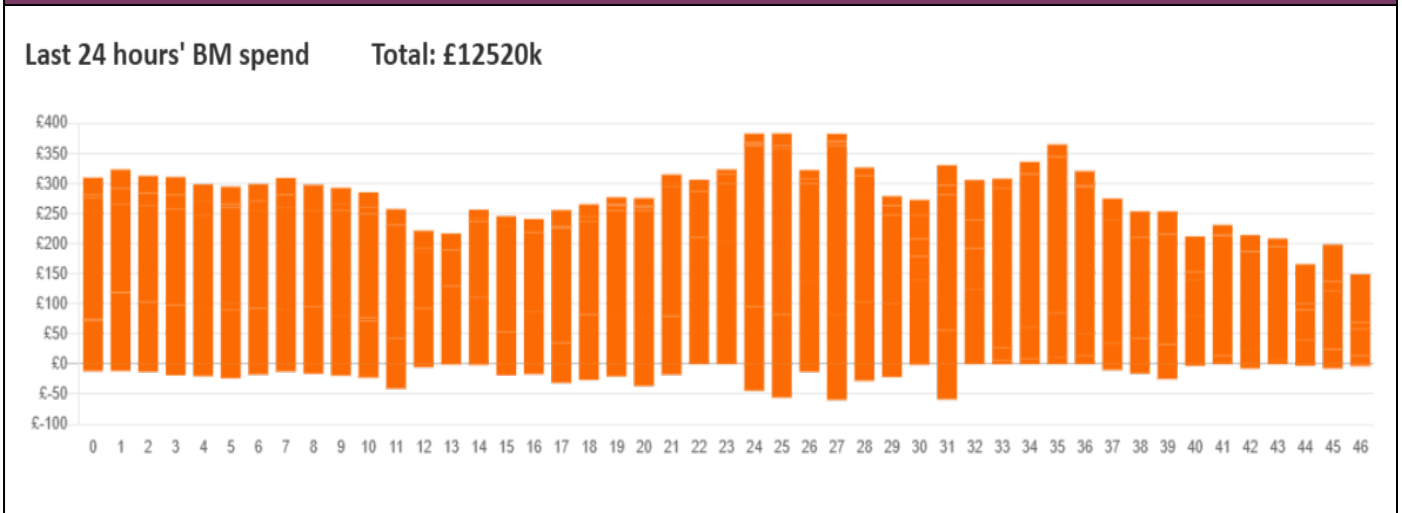


NESO National Electricity Transmission System Status Report
Sunday 23 February 2025

Today's High Level Risk Status Forecast for the next 24h			
General Status		Voltage	
Demand		System Inertia	
System Margins		Weather	
Generation		Transmission	
Active Constraints			
System Warning			

Today's Minimum De-Rated Margin	22,898 MW (SP 36)	
Current BMU Largest Loss Risk	Generation	1500 MW
	Demand	1150 MW

Balancing Costs



Yesterday's Market Summary

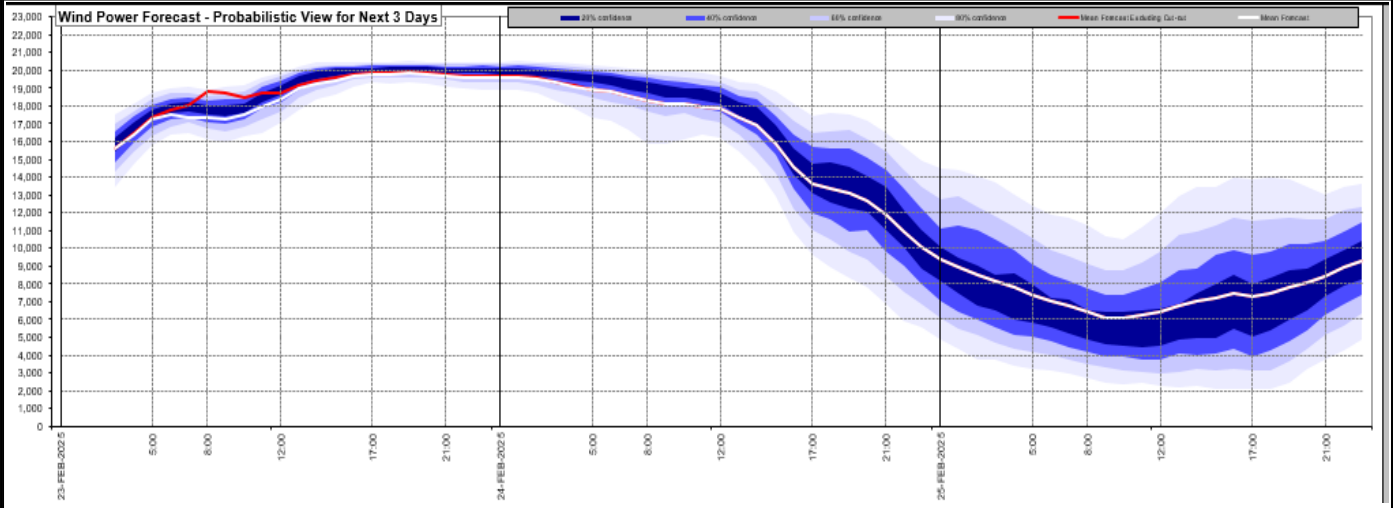
Cash Out Price (Max)	129 £/MWh (SP 36)
Cash Out Price (Min)	-30.8 £/MWh (SP 32)
Peak Demand Yesterday	34,123 MW
Minimum Demand	18,450 MW

Interconnector

Net Transfer Capacity (MWs)

Today	Import	Export	Remarks
Netherlands (BritNed)	1000	1000	Fully Available
France (IFA)	2000	2000	Fully Available
Belgium (Nemo)	1000	1000	Fully Available
Ireland (EWIC)	500	500	Fully Available
France (ElecLink)	2000	2000	Fully Available
Northern Ireland (MOYLE)	450	450	Fully Available
Norway (NSL)	1400	1400	Fully Available
France (IFA2)	1000	1000	Fully Available
Viking Link	1400	1400	Fully Available
Ireland (GreenLink)	500	500	Fully Available

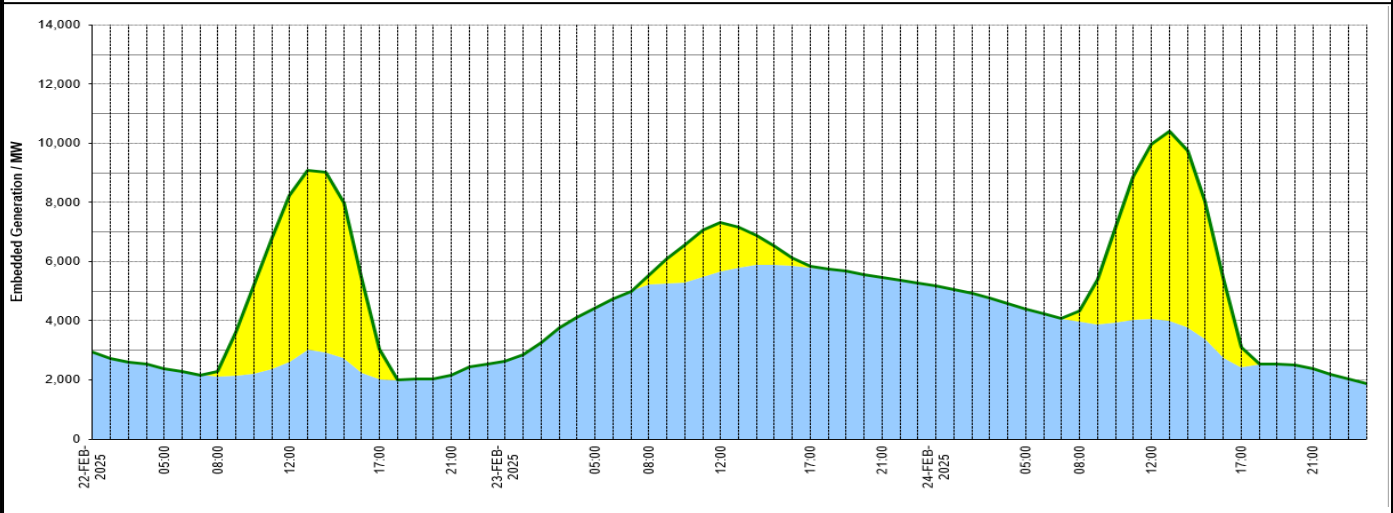
Wind Power Forecast



Expected embedded generation (MWs)

Embedded Generation Forecast

Embedded Generation (non-metered) Estimates															Last run: 23-Feb-2025 04:33:08		
	22-FEB-2025					23-FEB-2025					24-FEB-2025						
	05:00	08:00	12:00	17:00	21:00	00:00	05:00	08:00	12:00	17:00	21:00	00:00	05:00	08:00	12:00	17:00	21:00
Solar (MW)	0	148	5605	1001	0	0	0	294	1655	29	0	0	0	376	5927	667	0
Wind (MW)	2376	2122	2617	2026	2154	2638	4424	5233	5663	5804	5475	5192	4405	3959	4052	2441	2373
STOR (MW)	0	0	0	0	0	0	0	0	0	0	0	0	0	0	0	0	0
Total (MW)	2376	2270	8222	3027	2154	2638	4424	5527	7318	5833	5475	5192	4405	4335	9979	3108	2373



Weather	Source	Commentary
Latest forecast (Summary)	Met Office SEPA Natural Resources Wales	Today: Wind and rain will quickly spread eastwards Sunday morning, reaching all but the far southeast of England by dark. Turning drier and brighter from the west later with blustery showers. Widely windy with gales or severe gales for some. Tonight: Cloud and rain lingering across the south and east of the country overnight. Clear spells elsewhere with blustery showers, these most frequent in the north and west. Winds slowly easing.
General Weather Concerns e.g. wind, rain, snow, flooding, GB Weather Warnings	Met Office Weather Warnings SEPA Natural Resources Wales	UK Weather Warnings Yellow warning of wind Areas affected: Northern Ireland ACTIVE Started at: 03:00 GMT on Sun 23 February Ends: 15:00 GMT on Sun 23 February Yellow warning of wind Areas affected: Central, Tayside & Fife East Midlands Grampian Highlands & Eilean Siar North East England North West England Orkney & Shetland SW Scotland, Lothian Borders South West England Strathclyde Wales West Midlands Yorkshire & Humber

Weather	Source	Commentary
		<p>Starts: 06:00 GMT on Sun 23 February Ends: 18:00 GMT on Sun 23 February Yellow warning of rain Areas affected: North West England SW Scotland, Lothian Borders Strathclyde</p> <p>Starts: 07:00 GMT on Sun 23 February Ends: 15:00 GMT on Sun 23 February Yellow warning of rain Areas affected: North West England</p> <p>Starts: 10:00 GMT on Sun 23 February Ends: 19:00 GMT on Sun 23 February Heavy rainfall may lead to some travel disruption and flooding in a few places Yellow warning of rain Areas affected: Wales</p> <p>Starts: 12:00 GMT on Sun 23 February Ends: 23:59 GMT on Sun 23 February Heavy rain may result in some flooding and transport disruption on Sunday. Yellow warning of rain Areas affected: South West England</p> <p>Starts: 12:00 GMT on Sun 23 February Ends: 23:59 GMT on Sun 23 February</p>
		<p>Flood Warnings 2 flood warnings and 31 flood alerts issued for England. 2 flood warnings and 6 flood alerts issued for Scotland. 0 flood warnings and 0 flood alerts issued for Wales.</p>

Contains public sector information licensed under the Open Government Licence v1.0

Further Information	
BM Reports	https://www.elexon.co.uk/data/kinnect-insights-solution/
System Balancing Reports	https://www.neso.energy/industry-information/industry-data-and-reports/system-balancing-reports
Forecast Volumes and Costs	https://www.neso.energy/industry-information/industry-data-and-reports/forecast-volumes-and-costs