

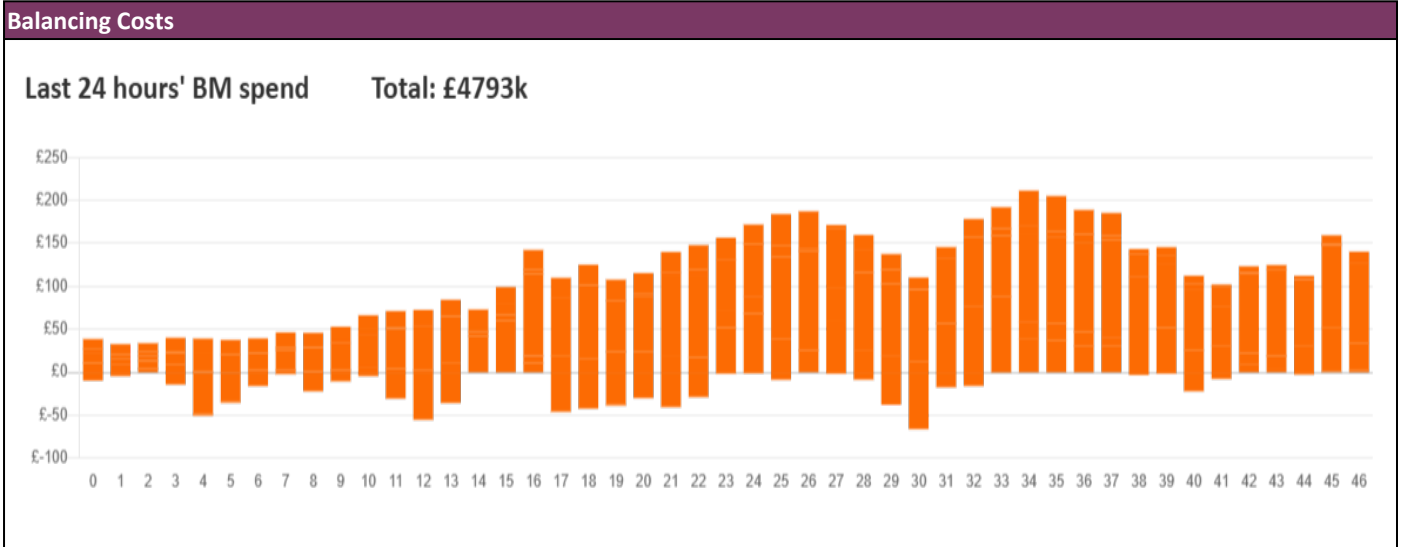
**NESO**  
**National Electricity**  
**Transmission**  
**System**  
Status report



NESO National Electricity Transmission System Status Report  
Monday 17 February 2025

Today's High Level Risk Status Forecast for the next 24h			
General Status		Voltage	
Demand		System Inertia	
System Margins		Weather	
Generation		Transmission	
Active Constraints			
<a href="#">System Warning</a>			

<a href="#">Today's Minimum De-Rated Margin</a>	9,534 MW (SP 36)	
Current BMU Largest Loss Risk	Generation	1300 MW
	Demand	560 MW



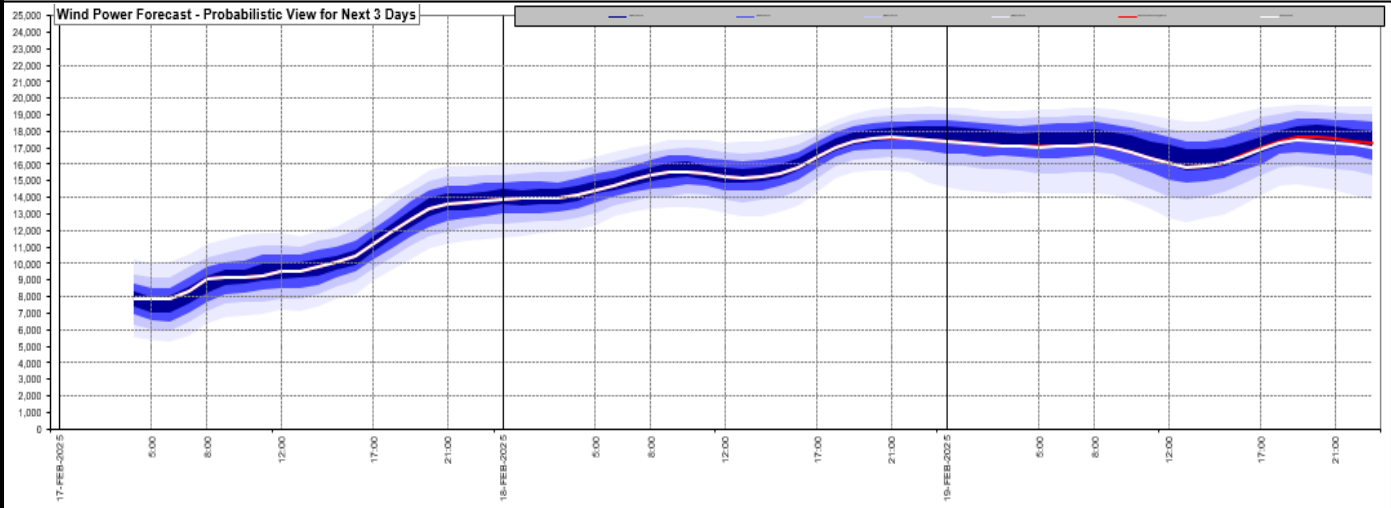
**Yesterday's Market Summary**

<a href="#">Cash Out Price (Max)</a>	136.00 £/MWh (SP 36)
<a href="#">Cash Out Price (Min)</a>	-0.19 £/MWh (SP16)
<a href="#">Peak Demand Yesterday</a>	40,166 MW
<a href="#">Minimum Demand</a>	24,650 MW

**Interconnector Net Transfer Capacity (MWs)**

Today	Import	Export	Remarks
Netherlands (BritNed)	1000	1000	Fully Available
France (IFA)	2000	2000	Fully Available
Belgium (Nemo)	1000	1000	Fully Available
Ireland (EWIC)	500	500	Fully Available
France (ElecLink)	1000	1000	Fully Available
Northern Ireland (MOYLE)	450	450	Fully Available
Norway (NSL)	1400	1400	Fully Available
France (IFA2)	1000	1000	Fully Available
Viking Link	1400	1400	Fully Available
Ireland (GreenLink)	500	500	Fully Available

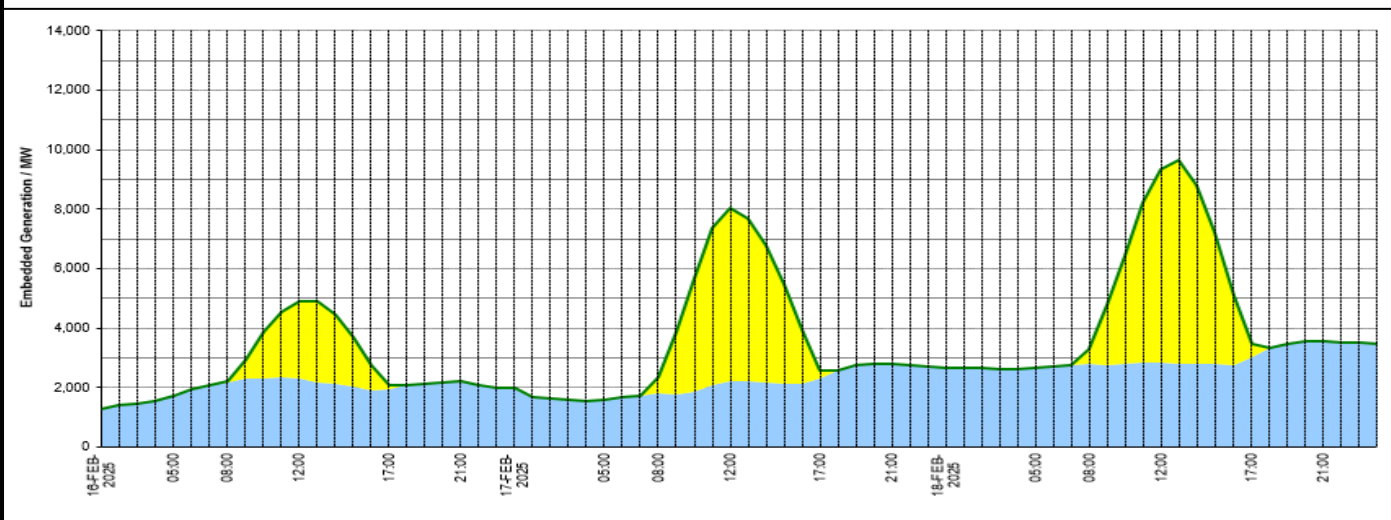
### Wind Power Forecast



### Expected embedded generation (MWs)

#### Embedded Generation Forecast

	16-FEB-2025					17-FEB-2025					18-FEB-2025						
	05:00	08:00	12:00	17:00	21:00	00:00	05:00	08:00	12:00	17:00	21:00	00:00	05:00	08:00	12:00	17:00	21:00
Solar (MW)	0	61	2590	151	0	0	0	534	5808	264	0	0	0	472	6529	432	0
Wind (MW)	1738	2163	2322	1948	2196	1998	1594	1806	2220	2290	2790	2662	2667	2802	2821	3033	3545
STOR (MW)	0	0	0	0	0	0	0	0	0	0	0	0	0	0	0	0	0
<b>Total (MW)</b>	<b>1738</b>	<b>2224</b>	<b>4912</b>	<b>2099</b>	<b>2196</b>	<b>1998</b>	<b>1594</b>	<b>2340</b>	<b>8028</b>	<b>2554</b>	<b>2790</b>	<b>2662</b>	<b>2667</b>	<b>3273</b>	<b>9350</b>	<b>3465</b>	<b>3545</b>



Weather	Source	Commentary
Latest forecast (Summary)	<a href="#">Met Office</a> <a href="#">SEPA</a> <a href="#">Natural Resources Wales</a>	<p><b>Today:</b> England and Wales will tend to stay dry, with some bright or sunny spells. Northern Ireland will remain cloudy. Scotland will see some bright spells, but also the risk of some wintry showers. Feeling chilly, with a brisk southeasterly breeze.</p> <p><b>Tonight:</b> Outbreaks of rain moving across northwestern parts of the UK through this evening and overnight, falling as snow for parts of Scotland. Dry elsewhere with a patchy frost forming.</p>
General Weather Concerns e.g. wind, rain, snow, flooding, GB Weather Warnings	<a href="#">Met Office</a> <a href="#">Weather Warnings</a> <a href="#">SEPA</a> <a href="#">Natural Resources Wales</a>	<p><b>UK Weather Warnings</b> No weather warnings are in force for the UK.</p> <p><b>Flood Warnings</b> 3 flood warnings and 24 flood alerts issued for England. 0 flood warnings and 0 flood alerts issued for Scotland. 0 flood warnings and 0 flood alerts issued for Wales.</p>

Contains public sector information licensed under the Open Government Licence v1.0

Further Information	
BM Reports	<a href="https://www.elexon.co.uk/data/kinnect-insights-solution/">https://www.elexon.co.uk/data/kinnect-insights-solution/</a>
System Balancing Reports	<a href="https://www.neso.energy/industry-information/industry-data-and-reports/system-balancing-reports">https://www.neso.energy/industry-information/industry-data-and-reports/system-balancing-reports</a>
Forecast Volumes and Costs	<a href="https://www.neso.energy/industry-information/industry-data-and-reports/forecast-volumes-and-costs">https://www.neso.energy/industry-information/industry-data-and-reports/forecast-volumes-and-costs</a>