

**NESO**  
**National Electricity**  
**Transmission**  
**System**  
Status report

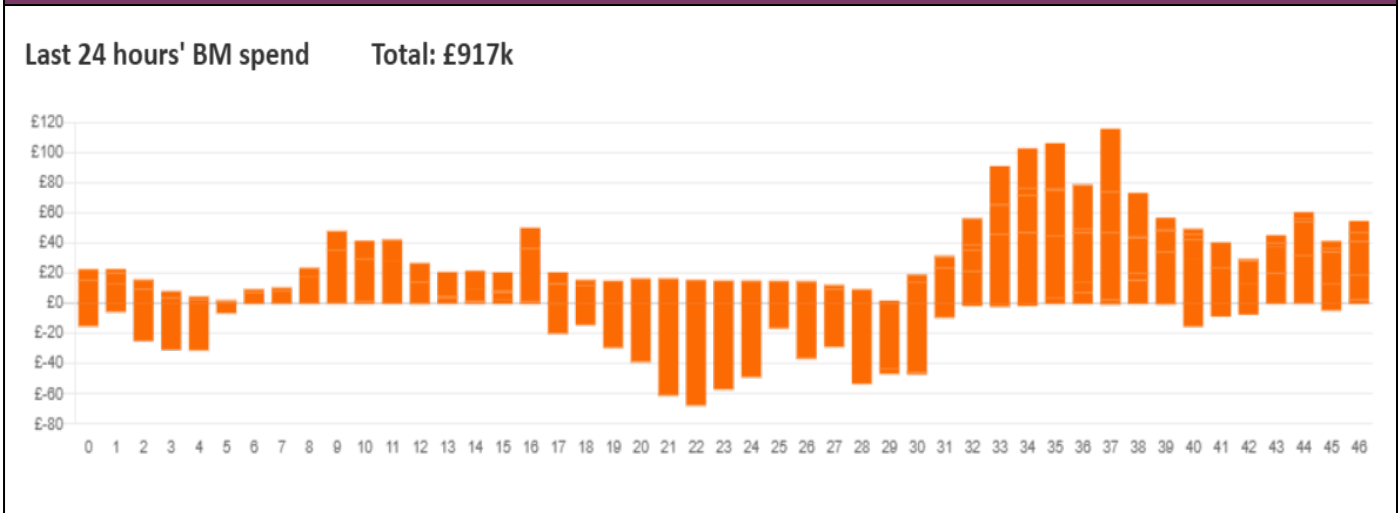


NESO National Electricity Transmission System Status Report  
Sunday 16 February 2025

Today's High Level Risk Status Forecast for the next 24h			
General Status		Voltage	
Demand		System Inertia	
System Margins		Weather	
Generation		Transmission	
Active Constraints			
<a href="#">System Warning</a>			

<a href="#">Today's Minimum De-Rated Margin</a>	16,283 MW (SP 36)	
Current BMU Largest Loss Risk	Generation	1500 MW
	Demand	560 MW

Balancing Costs



Yesterday's Market Summary

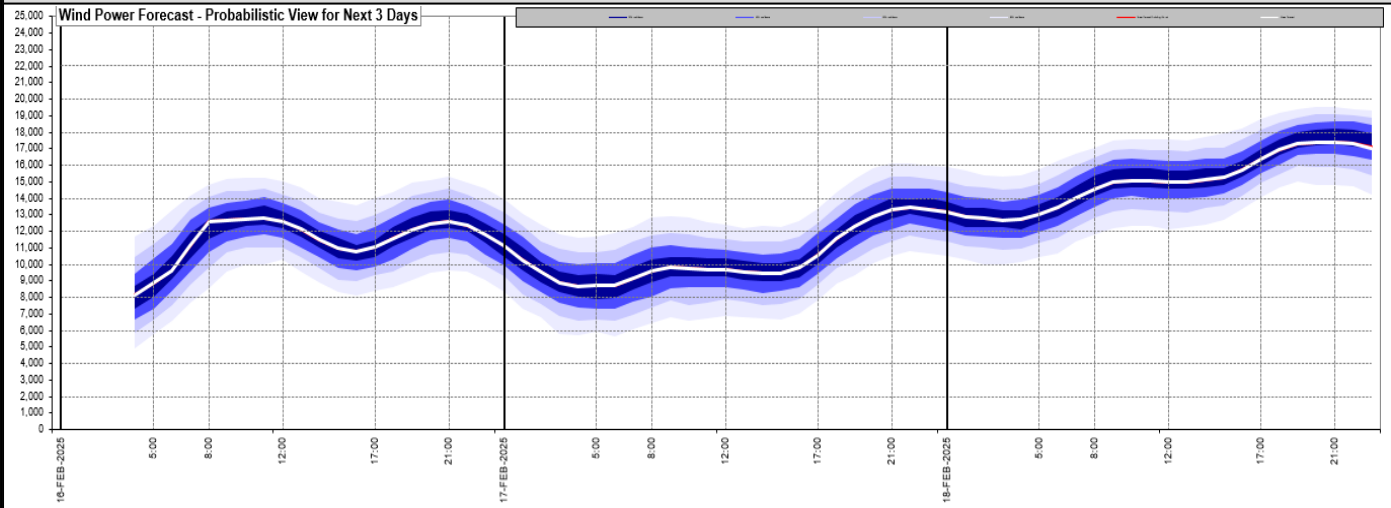
<a href="#">Cash Out Price (Max)</a>	159.00 £/MWh (SP 36)
<a href="#">Cash Out Price (Min)</a>	85.00 £/MWh (SP 31, 32)
<a href="#">Peak Demand Yesterday</a>	39,326 MW
<a href="#">Minimum Demand</a>	23,150 MW

Interconnector

Net Transfer Capacity (MWs)

Today	Import	Export	Remarks
Netherlands (BritNed)	1000	1000	Fully Available
France (IFA)	2000	2000	Fully Available
Belgium (Nemo)	1000	1000	Fully Available
Ireland (EWIC)	500	500	Fully Available
France (ElecLink)	1000	1000	Fully Available
Northern Ireland (MOYLE)	450	450	Fully Available
Norway (NSL)	1400	1400	Fully Available
France (IFA2)	1000	1000	Fully Available
Viking Link	1400	1400	Fully Available
Ireland (GreenLink)	500	500	Fully Available

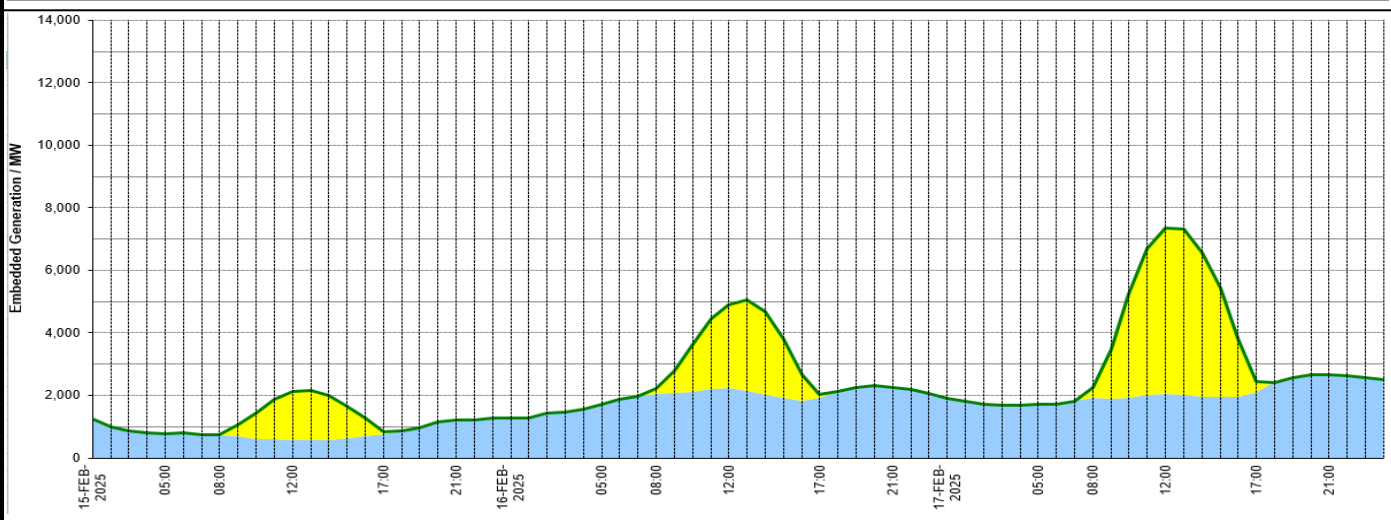
### Wind Power Forecast



### Expected embedded generation (MWs)

#### Embedded Generation Forecast

	15-FEB-2025					16-FEB-2025					17-FEB-2025						
	05:00	08:00	12:00	17:00	21:00	00:00	05:00	08:00	12:00	17:00	21:00	00:00	05:00	08:00	12:00	17:00	21:00
Solar (MW)	0	21	1573	101	0	0	0	189	2665	101	0	0	0	356	5301	338	0
Wind (MW)	768	717	565	743	1209	1281	1722	2035	2227	1919	2256	1918	1706	1908	2054	2117	2674
STOR (MW)	0	0	0	0	0	0	0	0	0	0	0	0	0	0	0	0	0
<b>Total (MW)</b>	<b>768</b>	<b>738</b>	<b>2138</b>	<b>844</b>	<b>1209</b>	<b>1281</b>	<b>1722</b>	<b>2224</b>	<b>4892</b>	<b>2020</b>	<b>2256</b>	<b>1918</b>	<b>1706</b>	<b>2264</b>	<b>7355</b>	<b>2455</b>	<b>2674</b>



Weather	Source	Commentary
Latest forecast (Summary)	<a href="#">Met Office</a> <a href="#">SEPA</a> <a href="#">Natural Resources Wales</a>	<p><b>Today:</b> A cloudy day for many, though some sunny spells in the northwest as well as the southwest initially. Outbreaks of rain across Northern Ireland and showers affecting eastern Scotland, wintry over hills. Breezy and rather cold for most.</p> <p><b>Tonight:</b> Remaining largely cloudy with outbreaks of rain spreading from Northern Ireland into Scotland and northern England, falling as snow for a time. Staying drier further south. Patches of frost developing.</p>
General Weather Concerns e.g. wind, rain, snow, flooding, GB Weather Warnings	<a href="#">Met Office</a> <a href="#">Weather Warnings</a> <a href="#">SEPA</a> <a href="#">Natural Resources Wales</a>	<p><b>UK Weather Warnings</b> No weather warnings are in force for the UK</p> <p><b>Flood Warnings</b> 3 flood warnings and 28 flood alerts issued for England. 0 flood warnings and 0 flood alerts issued for Scotland. 0 flood warnings and 0 flood alerts issued for Wales.</p>

Contains public sector information licensed under the Open Government Licence v1.0

Further Information	
BM Reports	<a href="https://www.elexon.co.uk/data/kinnect-insights-solution/">https://www.elexon.co.uk/data/kinnect-insights-solution/</a>
System Balancing Reports	<a href="https://www.neso.energy/industry-information/industry-data-and-reports/system-balancing-reports">https://www.neso.energy/industry-information/industry-data-and-reports/system-balancing-reports</a>
Forecast Volumes and Costs	<a href="https://www.neso.energy/industry-information/industry-data-and-reports/forecast-volumes-and-costs">https://www.neso.energy/industry-information/industry-data-and-reports/forecast-volumes-and-costs</a>