

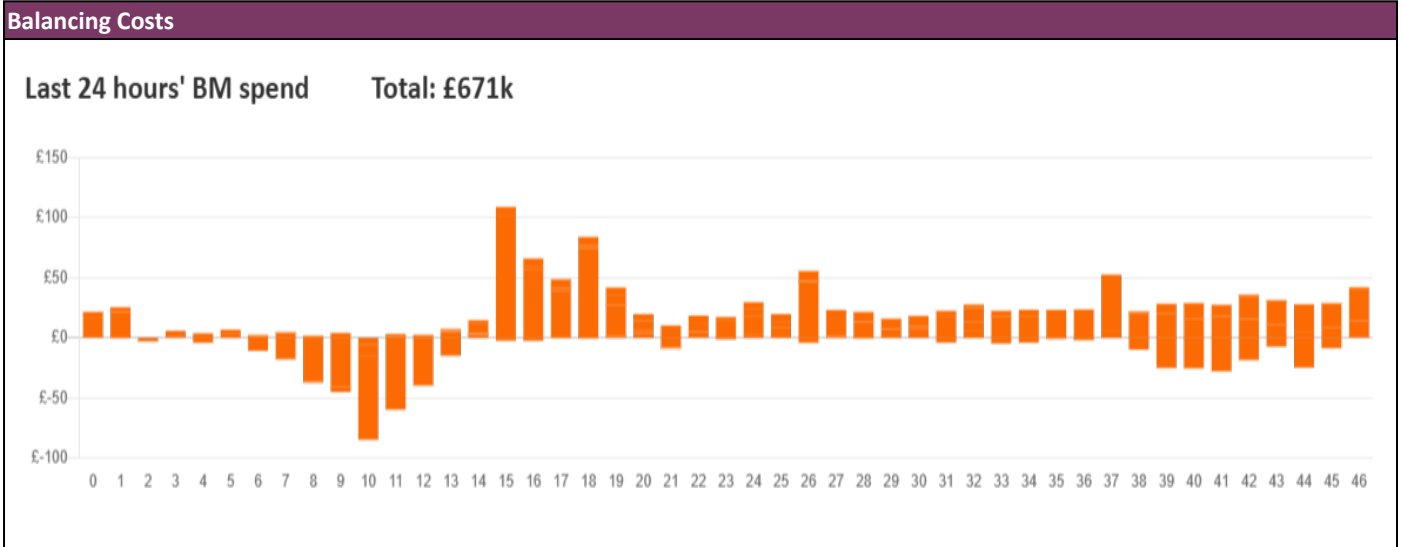
**NESO**  
**National Electricity**  
**Transmission**  
**System**  
Status report



NESO National Electricity Transmission System Status Report  
Friday 14 February 2025

Today's High Level Risk Status Forecast for the next 24h			
General Status		Voltage	
Demand		System Inertia	
System Margins		Weather	
Generation		Transmission	
Active Constraints			
<a href="#">System Warning</a>			

<a href="#">Today's Minimum De-Rated Margin</a>	8,416 MW (SP 36)	
Current BMU Largest Loss Risk	Generation	1500 MW
	Demand	1400 MW



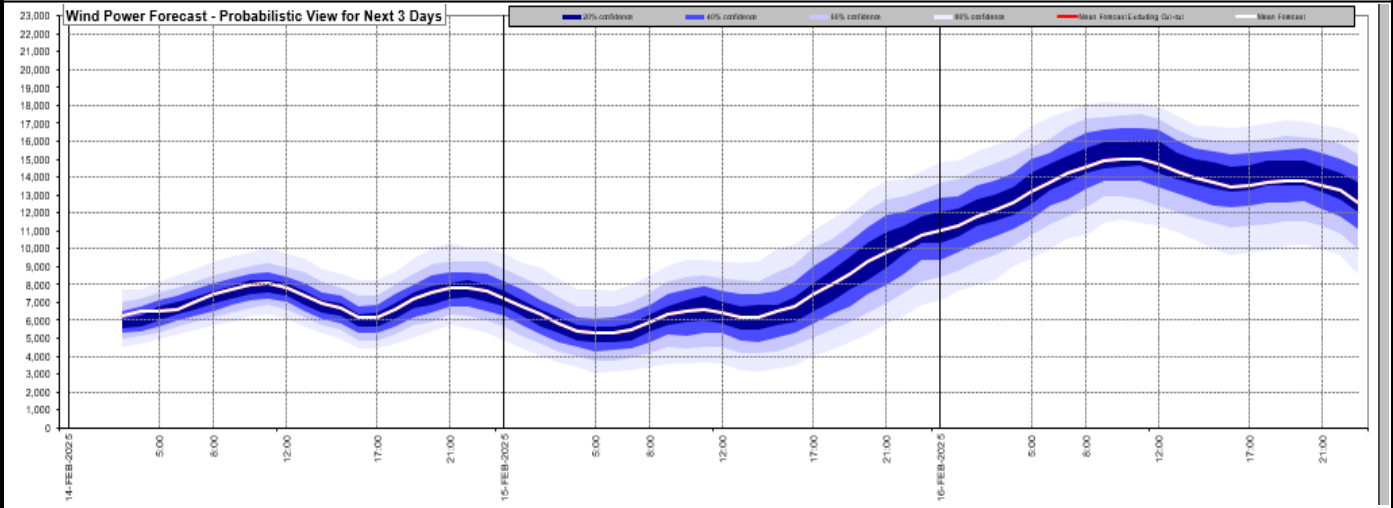
**Yesterday's Market Summary**

<a href="#">Cash Out Price (Max)</a>	195.5 £/MWh (SP 32)
<a href="#">Cash Out Price (Min)</a>	11 £/MWh (SP 12)
<a href="#">Peak Demand Yesterday</a>	43,227 MW
<a href="#">Minimum Demand</a>	25,679 MW

**Interconnector Net Transfer Capacity (MWs)**

Today	Import	Export	Remarks
Netherlands (BritNed)	1000	1000	Fully Available
France (IFA)	2000	2000	Fully Available
Belgium (Nemo)	1000	1000	Fully Available
Ireland (EWIC)	500	500	Fully Available
France (ElecLink)	1000	1000	Fully Available
Northern Ireland (MOYLE)	450	450	Fully Available
Norway (NSL)	1400	1400	Fully Available
France (IFA2)	1000	1000	Fully Available
Viking Link	1400	1400	Fully Available
Ireland (GreenLink)	500	500	Fully Available

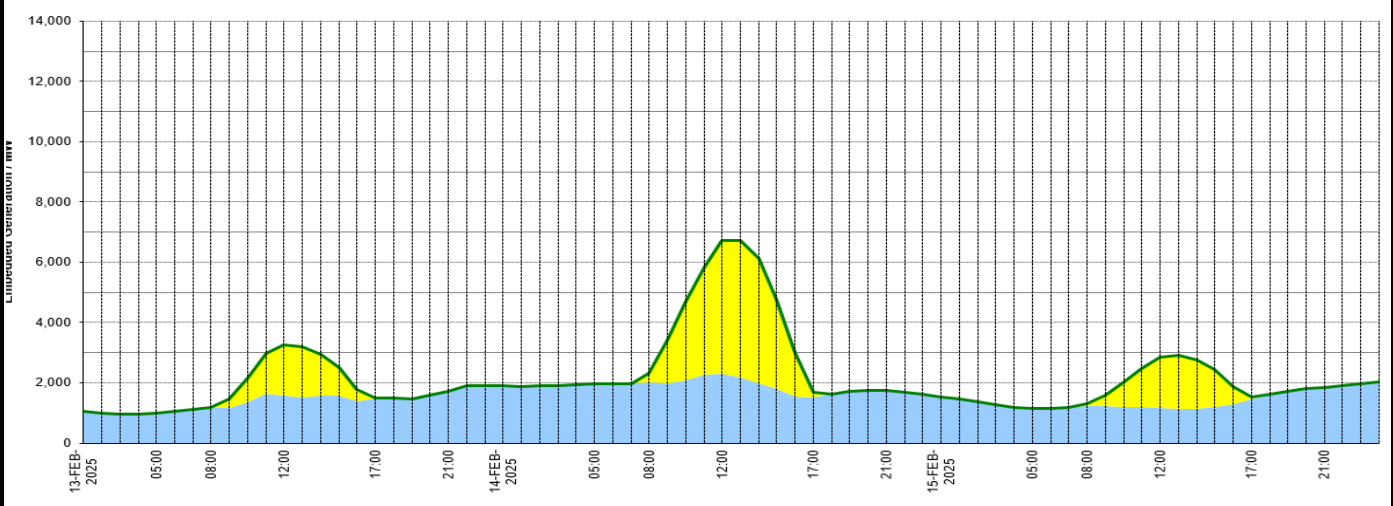
### Wind Power Forecast



### Expected embedded generation (MWs)

#### Embedded Generation Forecast

Embedded Generation (non-metered) Estimates													Last run: 14-Feb-2025 02:34:36				
	13-FEB-2025					14-FEB-2025					15-FEB-2025						
	05:00	08:00	12:00	17:00	21:00	00:00	05:00	08:00	12:00	17:00	21:00	00:00	05:00	08:00	12:00	17:00	21:00
Solar (MW)	0	4	1693	36	0	0	0	295	4413	174	0	0	0	71	1669	81	0
Wind (MW)	998	1168	1578	1471	1726	1907	1968	2024	2300	1523	1743	1540	1164	1237	1172	1449	1844
STOR (MW)	0	0	0	0	0	0	0	0	0	0	0	0	0	0	0	0	0
<b>Total (MW)</b>	<b>998</b>	<b>1172</b>	<b>3271</b>	<b>1507</b>	<b>1726</b>	<b>1907</b>	<b>1968</b>	<b>2319</b>	<b>6713</b>	<b>1697</b>	<b>1743</b>	<b>1540</b>	<b>1164</b>	<b>1308</b>	<b>2841</b>	<b>1530</b>	<b>1844</b>



Weather	Source	Commentary
Latest forecast (Summary)	<a href="#">Met Office</a> <a href="#">SEPA</a> <a href="#">Natural Resources Wales</a>	<p><b>Today:</b> Rather cloudy and windy across Northern Ireland, south and west Wales as well as southwest England, with some outbreaks of rain. A few showers in the far northeast. Elsewhere, early frost clearing then dry with bright spells. Another cold day.</p> <p><b>Tonight:</b> Patchy rain moving northeast across the UK, giving some snow and perhaps freezing rain over some of the hills. Clear spells across the far north and southeast, with some frost.</p>
General Weather Concerns e.g. wind, rain, snow, flooding, GB Weather Warnings	<a href="#">Met Office</a> <a href="#">Weather Warnings</a> <a href="#">SEPA</a> <a href="#">Natural Resources Wales</a>	<p><b>UK Weather Warnings</b> No weather warnings are in force for the UK</p> <p><b>Flood Warnings</b> 3 flood warnings and 28 flood alerts issued for England. 0 flood warnings and 0 flood alerts issued for Scotland. 0 flood warnings and 0 flood alerts issued for Wales.</p>

Further Information	
BM Reports	<a href="https://www.elexon.co.uk/data/kinnect-insights-solution/">https://www.elexon.co.uk/data/kinnect-insights-solution/</a>
System Balancing Reports	<a href="https://www.neso.energy/industry-information/industry-data-and-reports/system-balancing-reports">https://www.neso.energy/industry-information/industry-data-and-reports/system-balancing-reports</a>
Forecast Volumes and Costs	<a href="https://www.neso.energy/industry-information/industry-data-and-reports/forecast-volumes-and-costs">https://www.neso.energy/industry-information/industry-data-and-reports/forecast-volumes-and-costs</a>