

**NESO**  
**National Electricity**  
**Transmission**  
**System**  
Status report

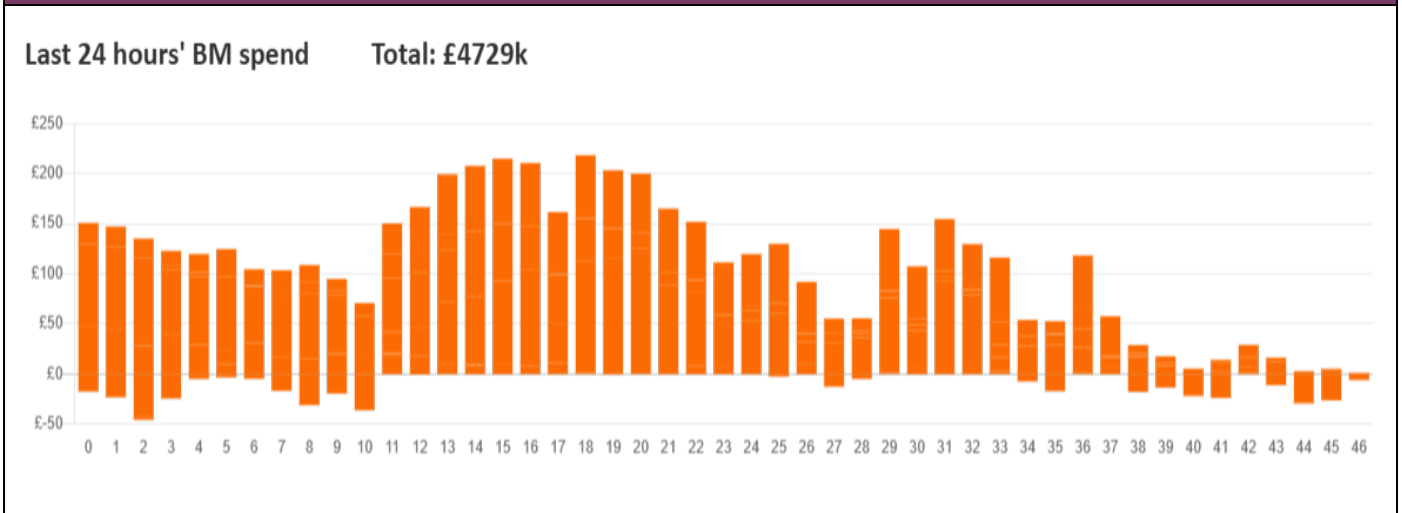


NESO National Electricity Transmission System Status Report  
Thursday 13 February 2025

| Today's High Level Risk Status Forecast for the next 24h |  |                |  |
|--|--|----------------|--|
| General Status   |  | Voltage        |  |
| Demand   |  | System Inertia |  |
| System Margins   |  | Weather        |  |
| Generation   |  | Transmission   |  |
| Active Constraints                                       |  |                |  |
| <a href="#">System Warning</a>                           |  |                |  |

|   |                  |         |
|---|------------------|---------|
| <a href="#">Today's Minimum De-Rated Margin</a> | 7,258 MW (SP 36) |         |
| Current BMU Largest Loss Risk                   | Generation       | 1500 MW |
|   | Demand           | 560 MW  |

Balancing Costs



Yesterday's Market Summary

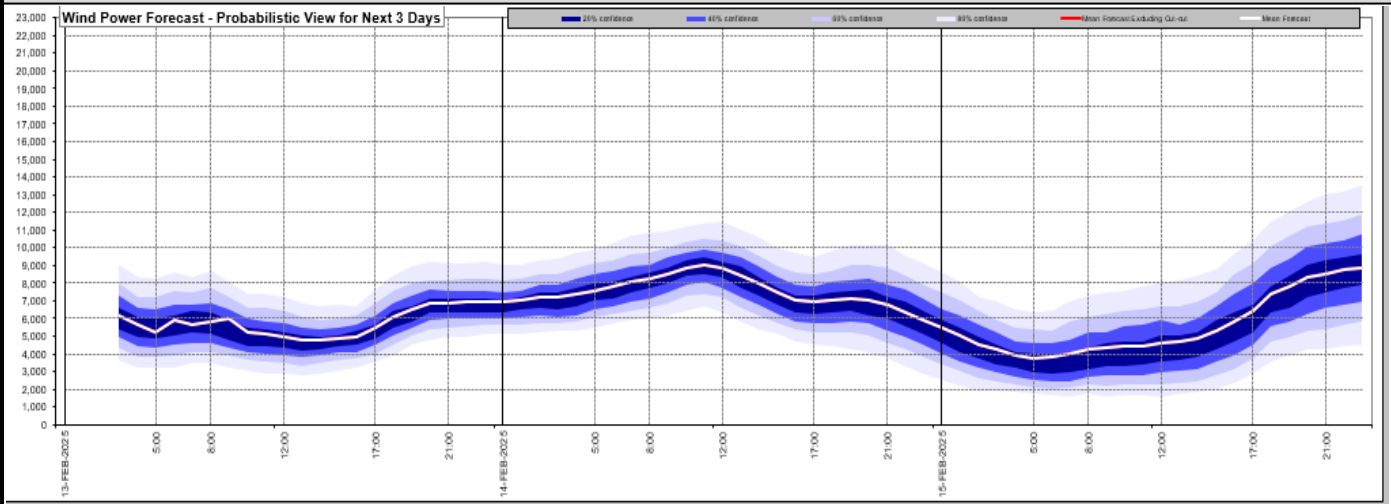
|                                       |                   |
|---------------------------------------|-------------------|
| <a href="#">Cash Out Price (Max)</a>  | 187 £/MWh (SP 35) |
| <a href="#">Cash Out Price (Min)</a>  | 80 £/MWh (SP 12)  |
| <a href="#">Peak Demand Yesterday</a> | 45,491 MW         |
| <a href="#">Minimum Demand</a>        | 25,590 MW         |

Interconnector

Net Transfer Capacity (MWs)

| Today                    | Import | Export | Remarks         |
|--------------------------|--------|--------|-----------------|
| Netherlands (BritNed)    | 1000   | 1000   | Fully Available |
| France (IFA)             | 2000   | 2000   | Fully Available |
| Belgium (Nemo)           | 1000   | 1000   | Fully Available |
| Ireland (EWIC)           | 500    | 500    | Fully Available |
| France (ElecLink)        | 1000   | 1000   | Fully Available |
| Northern Ireland (MOYLE) | 450    | 450    | Fully Available |
| Norway (NSL)             | 1400   | 1400   | Fully Available |
| France (IFA2)            | 1000   | 1000   | Fully Available |
| Viking Link              | 1400   | 1400   | Fully Available |
| Ireland (GreenLink)      | 500    | 500    | Fully Available |

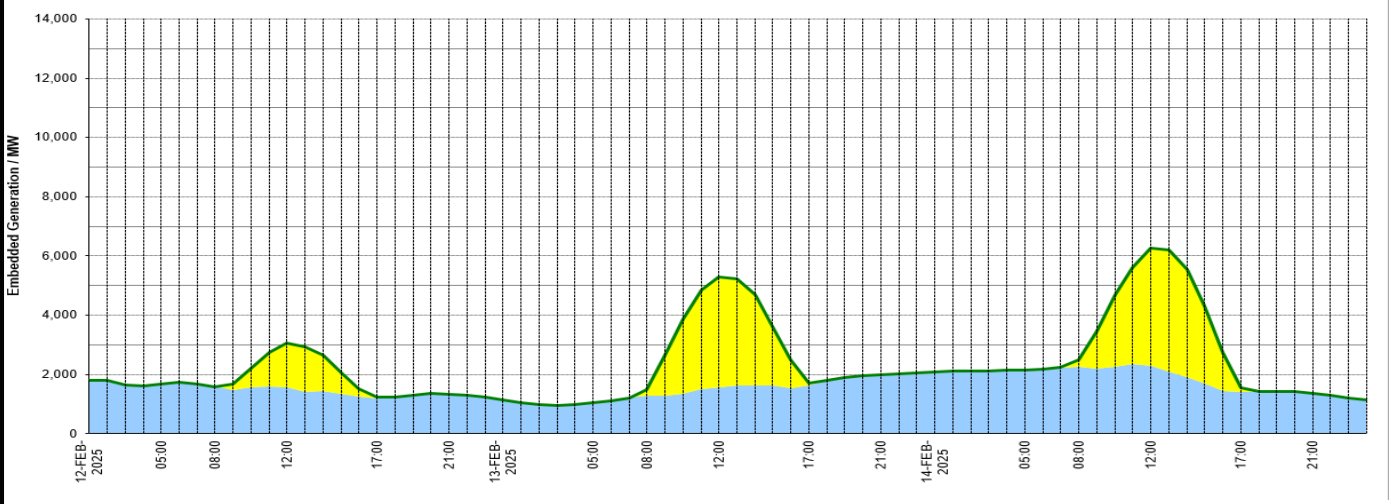
### Wind Power Forecast



### Expected embedded generation (MWs)

#### Embedded Generation Forecast

| Embedded Generation (non-metered) Estimates |             |             |             |             |             |             |             |             |             |             |             |             | Last run: 13-Feb-2025 02:32:50 |             |             |             |             |
|---|-------------|-------------|-------------|-------------|-------------|-------------|-------------|-------------|-------------|-------------|-------------|-------------|--------------------------------|-------------|-------------|-------------|-------------|
|   | 12-FEB-2025 |             |             |             |             | 13-FEB-2025 |             |             |             |             | 14-FEB-2025 |             |                                |             |             |             |             |
|   | 05:00       | 08:00       | 12:00       | 17:00       | 21:00       | 00:00       | 05:00       | 08:00       | 12:00       | 17:00       | 21:00       | 00:00       | 05:00                          | 08:00       | 12:00       | 17:00       | 21:00       |
| Solar (MW)                                  | 0           | 4           | 1492        | 28          | 0           | 0           | 0           | 194         | 3722        | 72          | 0           | 0           | 0                              | 245         | 3980        | 145         | 0           |
| Wind (MW)                                   | 1684        | 1585        | 1569        | 1206        | 1320        | 1154        | 1040        | 1299        | 1582        | 1627        | 1991        | 2100        | 2165                           | 2250        | 2288        | 1397        | 1371        |
| STOR (MW)                                   | 0           | 0           | 0           | 0           | 0           | 0           | 0           | 0           | 0           | 0           | 0           | 0           | 0                              | 0           | 0           | 0           | 0           |
| <b>Total (MW)</b>                           | <b>1684</b> | <b>1589</b> | <b>3061</b> | <b>1234</b> | <b>1320</b> | <b>1154</b> | <b>1040</b> | <b>1493</b> | <b>5304</b> | <b>1699</b> | <b>1991</b> | <b>2100</b> | <b>2165</b>                    | <b>2495</b> | <b>6268</b> | <b>1542</b> | <b>1371</b> |



| Weather  | Source  | Commentary  |
|--|---|---|
| Latest forecast (Summary)  | <a href="#">Met Office</a><br><a href="#">SEPA</a><br><a href="#">Natural Resources Wales</a>                                     | <p><b>Today:</b><br/>Apart from an isolated light shower, wintry on high ground, it will be a dry, albeit cold day. Still fairly cloudy, though some bright spells developing, especially in the west and northwest. Freshening winds far southwest, with rain arriving later.</p> <p><b>Tonight:</b><br/>Mostly dry with clear spells and a frost. However, rain, with brisk winds, edging northeast into parts of Northern Ireland, Wales and southwest England. Patchy snow or freezing rain possible.</p> |
| General Weather Concerns<br>e.g. wind, rain, snow, flooding, GB Weather Warnings | <a href="#">Met Office</a><br><a href="#">Weather Warnings</a><br><a href="#">SEPA</a><br><a href="#">Natural Resources Wales</a> | <p><b>UK Weather Warnings</b><br/>No weather warnings are in force for the UK</p> <p><b>Flood Warnings</b><br/>3 flood warnings and 28 flood alerts issued for England.<br/>0 flood warnings and 0 flood alerts issued for Scotland.<br/>0 flood warnings and 0 flood alerts issued for Wales.</p>  |

| Further Information        |   |
|----------------------------|---|
| BM Reports                 | <a href="https://www.elexon.co.uk/data/kinnect-insights-solution/">https://www.elexon.co.uk/data/kinnect-insights-solution/</a>   |
| System Balancing Reports   | <a href="https://www.neso.energy/industry-information/industry-data-and-reports/system-balancing-reports">https://www.neso.energy/industry-information/industry-data-and-reports/system-balancing-reports</a>     |
| Forecast Volumes and Costs | <a href="https://www.neso.energy/industry-information/industry-data-and-reports/forecast-volumes-and-costs">https://www.neso.energy/industry-information/industry-data-and-reports/forecast-volumes-and-costs</a> |