

**NESO**  
**National Electricity**  
**Transmission**  
**System**  
Status report

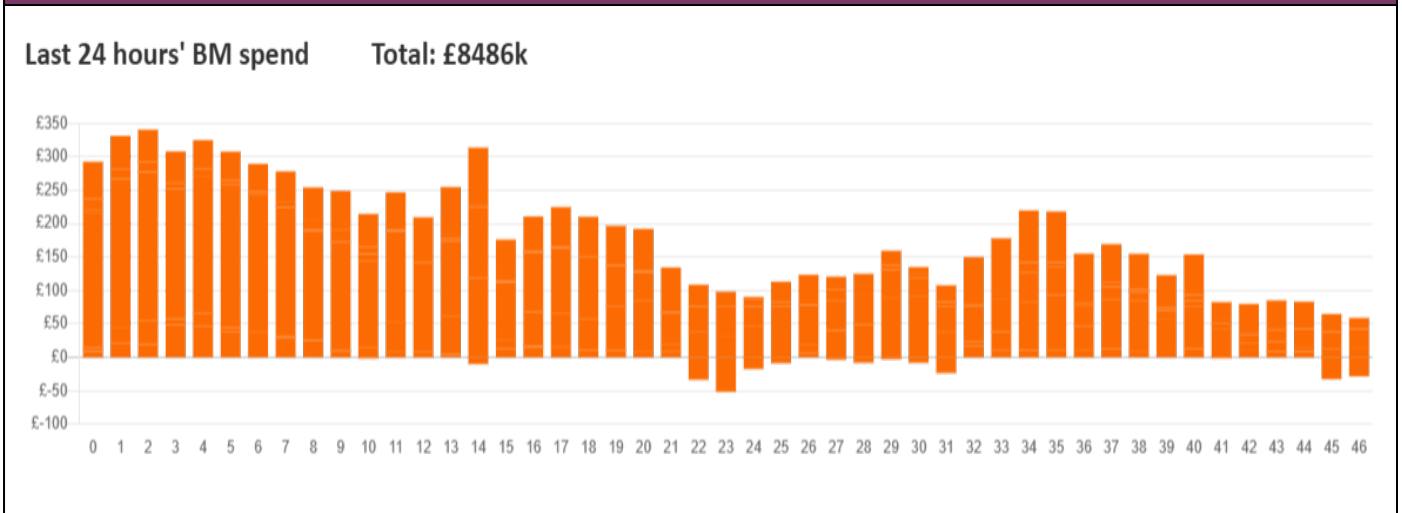


NESO National Electricity Transmission System Status Report  
Thursday 06 February 2025

Today's High Level Risk Status Forecast for the next 24h			
General Status		Voltage	
Demand		System Inertia	
System Margins		Weather	
Generation		Transmission	
Active Constraints			
<a href="#">System Warning</a>			

<a href="#">Today's Minimum De-Rated Margin</a>	8,139 MW (SP 36)	
Current BMU Largest Loss Risk	Generation	1500 MW
	Demand	1050 MW

Balancing Costs



Yesterday's Market Summary

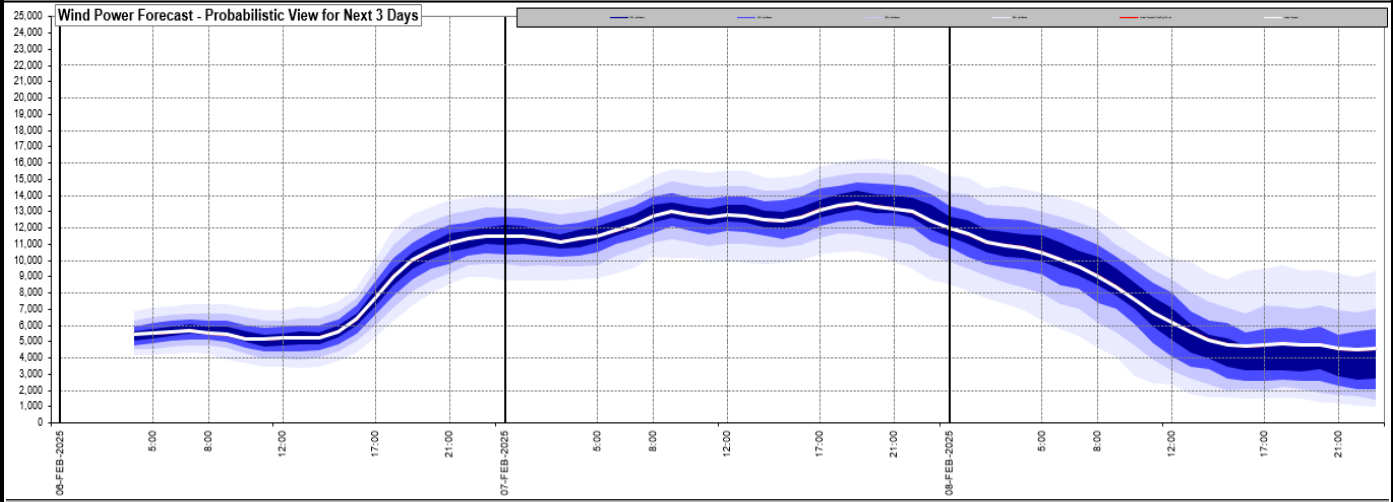
<a href="#">Cash Out Price (Max)</a>	174.95 £/MWh (SP 37)
<a href="#">Cash Out Price (Min)</a>	55.00 £/MWh (SP 26)
<a href="#">Peak Demand Yesterday</a>	41,638 MW
<a href="#">Minimum Demand</a>	23,168 MW

Interconnector

Net Transfer Capacity (MWs)

Today	Import	Export	Remarks
Netherlands (BritNed)	1000	1000	Fully Available
France (IFA)	2000	2000	Fully Available
Belgium (Nemo)	1000	1000	Fully Available
Ireland (EWIC)	500	500	Fully Available
France (ElecLink)	1000	1000	Fully Available
Northern Ireland (MOYLE)	450	450	Fully Available
Norway (NSL)	1400	1400	Fully Available
France (IFA2)	1000	1000	Fully Available
Viking Link	1400	1400	Fully Available
Ireland (GreenLink)	500	500	Fully Available

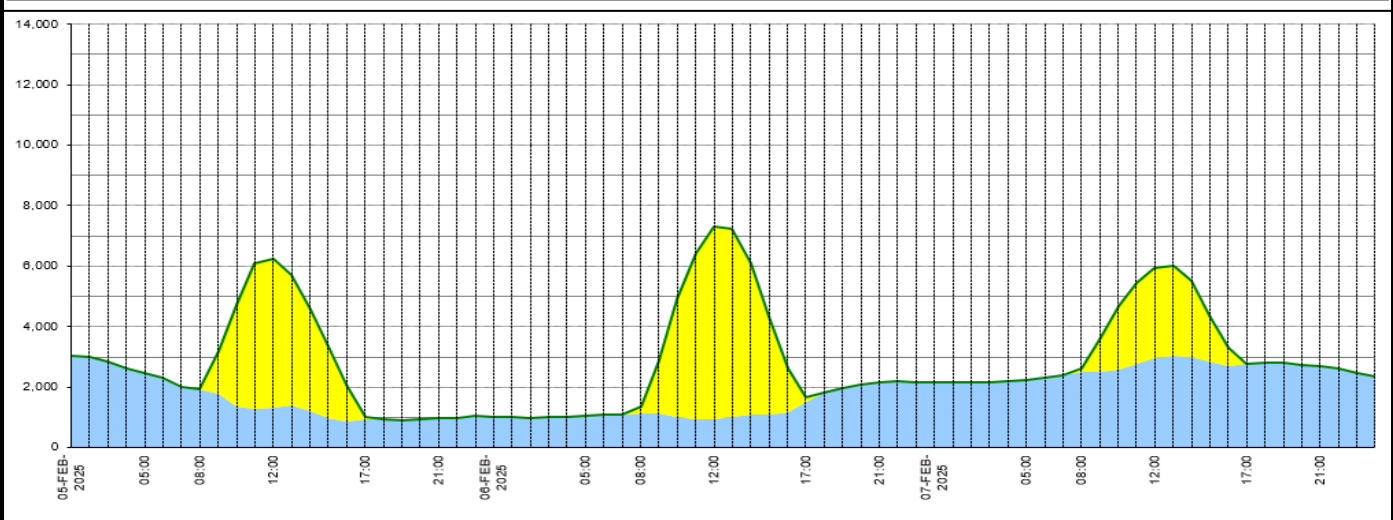
### Wind Power Forecast



### Expected embedded generation (MWs)

#### Embedded Generation Forecast

	05-FEB-2025					06-FEB-2025					07-FEB-2025						
	05:00	08:00	12:00	17:00	21:00	00:00	05:00	08:00	12:00	17:00	21:00	00:00	05:00	08:00	12:00	17:00	21:00
Solar (MW)	0	9	4937	77	0	0	0	234	6347	145	0	0	0	112	2982	26	0
Wind (MW)	2483	1922	1320	955	989	1000	1061	1126	958	1519	2157	2154	2231	2495	2945	2764	2691
STOR (MW)	0	0	0	0	0	0	0	0	0	0	0	0	0	0	0	0	0
<b>Total (MW)</b>	<b>2483</b>	<b>1931</b>	<b>6257</b>	<b>1032</b>	<b>989</b>	<b>1000</b>	<b>1061</b>	<b>1360</b>	<b>7305</b>	<b>1664</b>	<b>2157</b>	<b>2154</b>	<b>2231</b>	<b>2607</b>	<b>5927</b>	<b>2790</b>	<b>2691</b>



Weather	Source	Commentary
Latest forecast (Summary)	<a href="#">Met Office</a> <a href="#">SEPA</a> <a href="#">Natural Resources Wales</a>	<p><b>Today:</b> After a cold and frosty start for many, any fog will slowly lift leaving most places dry with long sunny periods. Breezier and cloudier near some English Channel coasts later, and also the far northwest of Scotland. Feeling rather chilly.</p> <p><b>Tonight:</b> Skies turning cloudier during the evening and overnight, with winds strengthening across the south of the country. Chance of a few isolated showers across the south towards dawn.</p>
General Weather Concerns e.g. wind, rain, snow, flooding, GB Weather Warnings	<a href="#">Met Office</a> <a href="#">Weather Warnings</a> <a href="#">SEPA</a> <a href="#">Natural Resources Wales</a>	<p><b>UK Weather Warnings</b> No weather warnings are in force for the UK</p> <p><b>Flood Warnings</b> 8 flood warnings and 34 flood alerts issued for England. 0 flood warnings and 0 flood alerts issued for Scotland. 0 flood warnings and 0 flood alerts issued for Wales.</p>

Contains public sector information licensed under the Open Government Licence v1.0

Further Information	
BM Reports	<a href="https://www.elexon.co.uk/data/kinnect-insights-solution/">https://www.elexon.co.uk/data/kinnect-insights-solution/</a>
System Balancing Reports	<a href="https://www.neso.energy/industry-information/industry-data-and-reports/system-balancing-reports">https://www.neso.energy/industry-information/industry-data-and-reports/system-balancing-reports</a>
Forecast Volumes and Costs	<a href="https://www.neso.energy/industry-information/industry-data-and-reports/forecast-volumes-and-costs">https://www.neso.energy/industry-information/industry-data-and-reports/forecast-volumes-and-costs</a>