

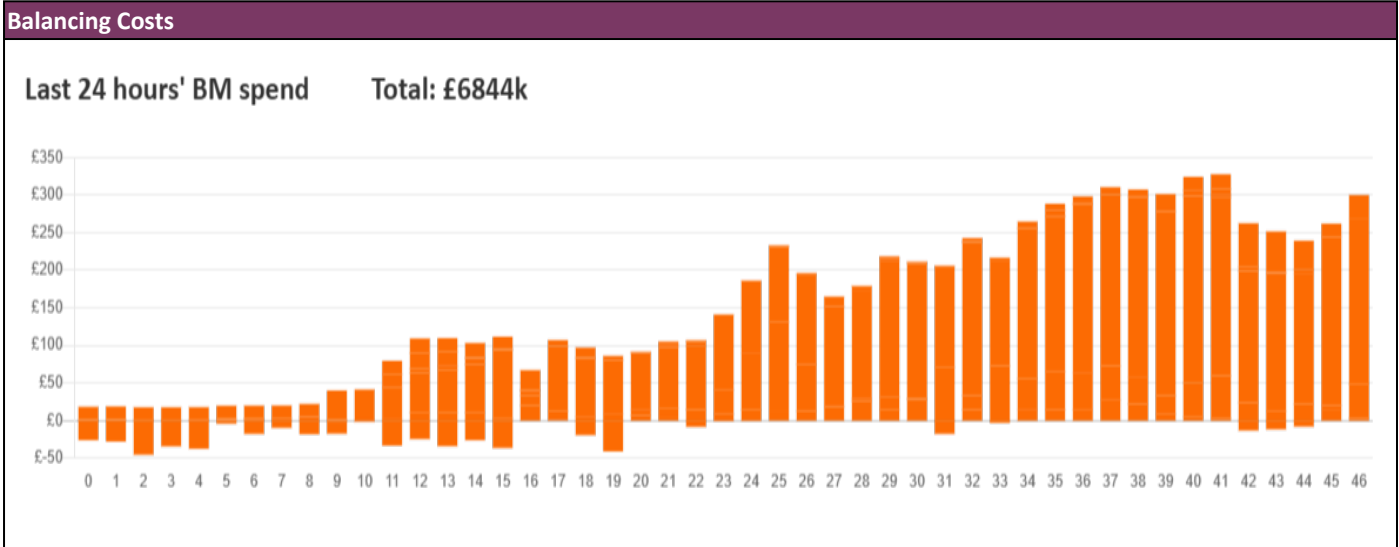
**NESO**  
**National Electricity**  
**Transmission**  
**System**  
Status report



NESO National Electricity Transmission System Status Report  
Sunday 02 February 2025

Today's High Level Risk Status Forecast for the next 24h			
General Status		Voltage	
Demand		System Inertia	
System Margins		Weather	
Generation		Transmission	
Active Constraints			
<a href="#">System Warning</a>			

<a href="#">Today's Minimum De-Rated Margin</a>	8,790 MW (SP 38)	
Current BMU Largest Loss Risk	Generation	1500 MW
	Demand	560 MW



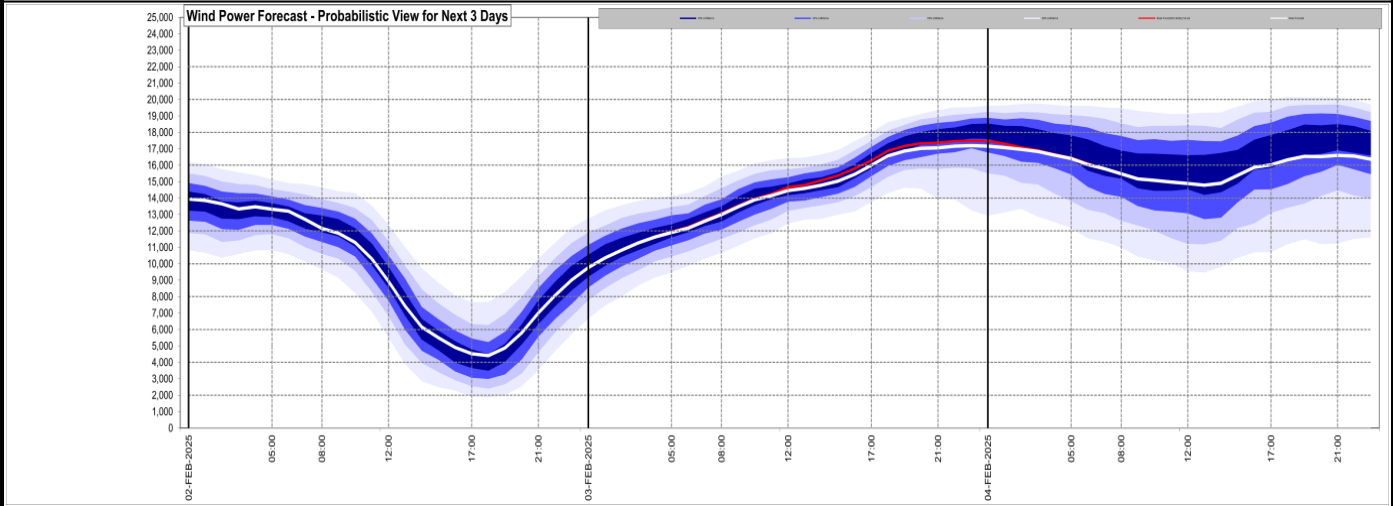
**Yesterday's Market Summary**

<a href="#">Cash Out Price (Max)</a>	£148.00 /MWh (SP 19)
<a href="#">Cash Out Price (Min)</a>	£0.00 /MWh (SP 18)
<a href="#">Peak Demand Yesterday</a>	39,172 MW
<a href="#">Minimum Demand</a>	24,799 MW

**Interconnector Net Transfer Capacity (MWs)**

Today	Import	Export	Remarks
Netherlands (BritNed)	1000	1000	Fully Available
France (IFA)	1500	1500	Partially Available
Belgium (Nemo)	1000	1000	Fully Available
Ireland (EWIC)	500	500	Fully Available
France (ElecLink)	1000	1000	Commissioning
Northern Ireland (MOYLE)	450	450	Fully Available
Norway (NSL)	1400	1400	Fully Available
France (IFA2)	0	0	Not Available
Viking Link	700	700	Partially Available
Ireland (GreenLink)	500	500	Fully Available

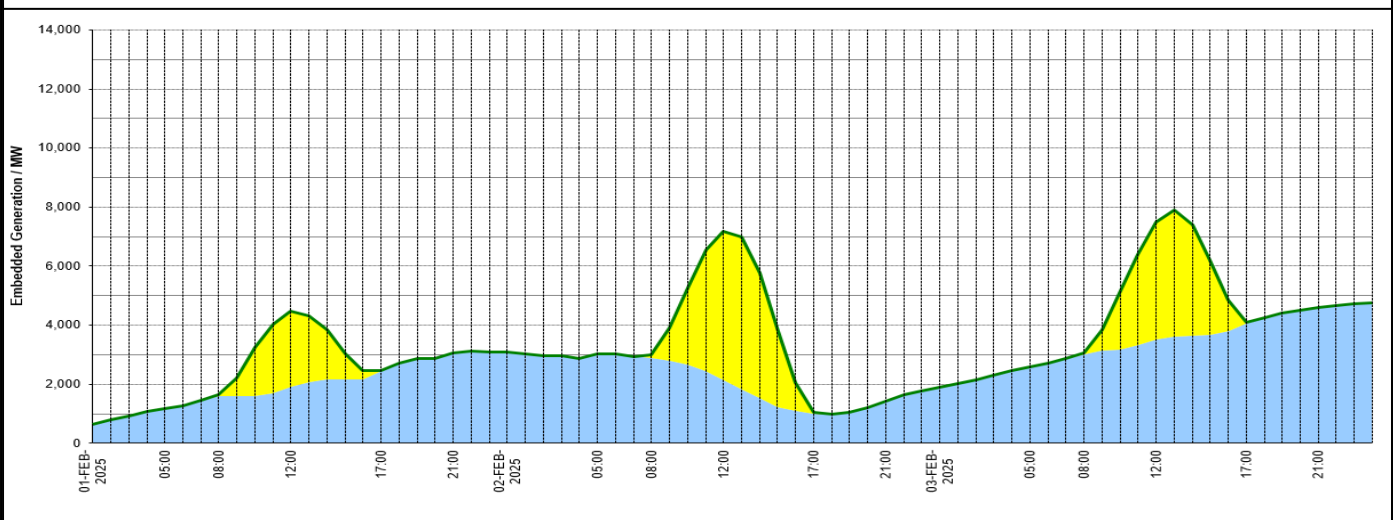
### Wind Power Forecast



### Expected embedded generation (MWs)

#### Embedded Generation Forecast

	01-FEB-2025					02-FEB-2025					03-FEB-2025						
	05:00	08:00	12:00	17:00	21:00	00:00	05:00	08:00	12:00	17:00	21:00	00:00	05:00	08:00	12:00	17:00	21:00
Solar (MW)	0	37	2568	36	0	0	0	118	5036	27	0	0	0	48	3988	50	0
Wind (MW)	1169	1609	1900	2441	3055	3112	3020	2884	2135	1011	1418	1888	2586	3026	3502	4059	4597
STOR (MW)	0	0	0	0	0	0	0	0	0	0	0	0	0	0	0	0	0
<b>Total (MW)</b>	<b>1169</b>	<b>1646</b>	<b>4468</b>	<b>2477</b>	<b>3055</b>	<b>3081</b>	<b>3020</b>	<b>3002</b>	<b>7171</b>	<b>1038</b>	<b>1418</b>	<b>1888</b>	<b>2586</b>	<b>3074</b>	<b>7490</b>	<b>4109</b>	<b>4597</b>



Weather	Source	Commentary
Latest forecast (Summary)	<a href="#">Met Office</a> <a href="#">SEPA</a> <a href="#">Natural Resources Wales</a>	<p><b>Today:</b> Chilly but dry in the southeast, with plenty of sunshine. A band of rain slowly eastwards across the north and west, turning light and patchy through the day with brighter skies to follow, particularly across Northern Ireland and western Scotland.</p> <p><b>Tonight:</b> Light rain lingers on western hills, but a dry night for most. Chilly with a frost and patchy fog forming beneath clear skies. Becoming wet and windy in the northwest.</p>
General Weather Concerns e.g. wind, rain, snow, flooding, GB Weather Warnings	<a href="#">Met Office</a> <a href="#">Weather Warnings</a> <a href="#">SEPA</a> <a href="#">Natural Resources Wales</a>	<p><b>UK Weather Warnings</b> No weather warnings are in force for the UK</p> <p><b>Flood Warnings</b> 9 flood warnings and 72 flood alerts issued for England. 0 flood warnings and 0 flood alerts issued for Scotland. 0 flood warnings and 3 flood alerts issued for Wales.</p>

Contains public sector information licensed under the Open Government Licence v1.0

Further Information	
BM Reports	<a href="https://www.elexon.co.uk/data/kinnect-insights-solution/">https://www.elexon.co.uk/data/kinnect-insights-solution/</a>
System Balancing Reports	<a href="https://www.neso.energy/industry-information/industry-data-and-reports/system-balancing-reports">https://www.neso.energy/industry-information/industry-data-and-reports/system-balancing-reports</a>
Forecast Volumes and Costs	<a href="https://www.neso.energy/industry-information/industry-data-and-reports/forecast-volumes-and-costs">https://www.neso.energy/industry-information/industry-data-and-reports/forecast-volumes-and-costs</a>