

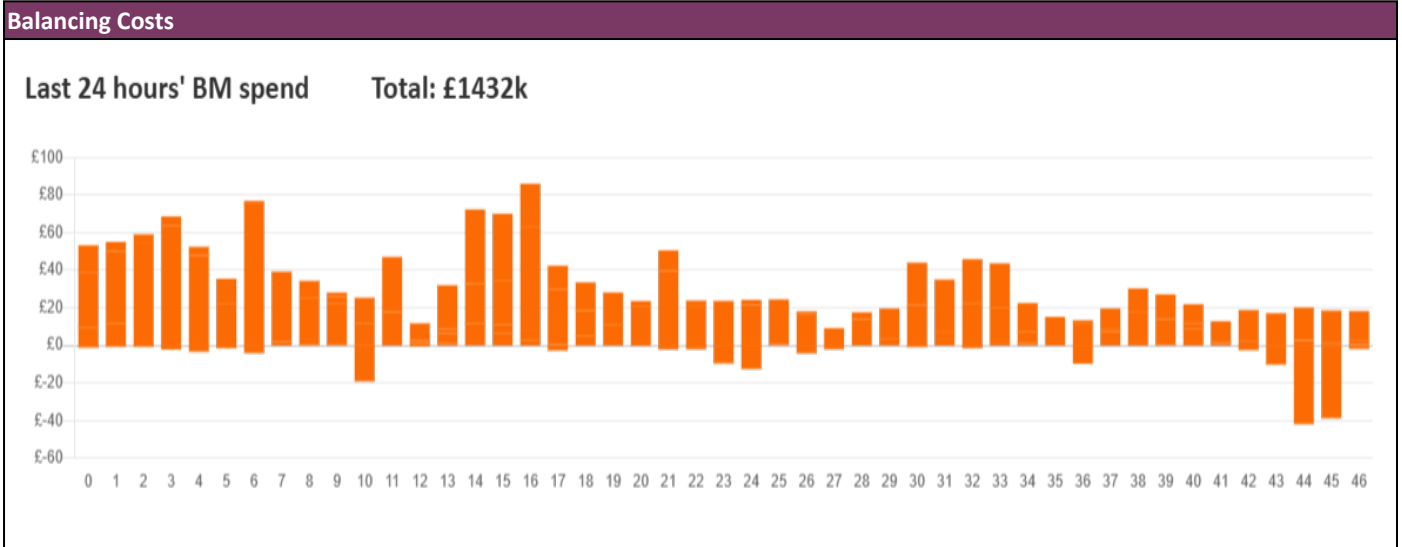
**NESO**  
**National Electricity**  
**Transmission**  
**System**  
Status report



NESO National Electricity Transmission System Status Report  
Saturday 01 February 2025

Today's High Level Risk Status Forecast for the next 24h			
General Status		Voltage	
Demand		System Inertia	
System Margins		Weather	
Generation		Transmission	
Active Constraints			
<a href="#">System Warning</a>			

<a href="#">Today's Minimum De-Rated Margin</a>	16,046 MW (SP 37)	
Current BMU Largest Loss Risk	Generation	1500 MW
	Demand	750MW



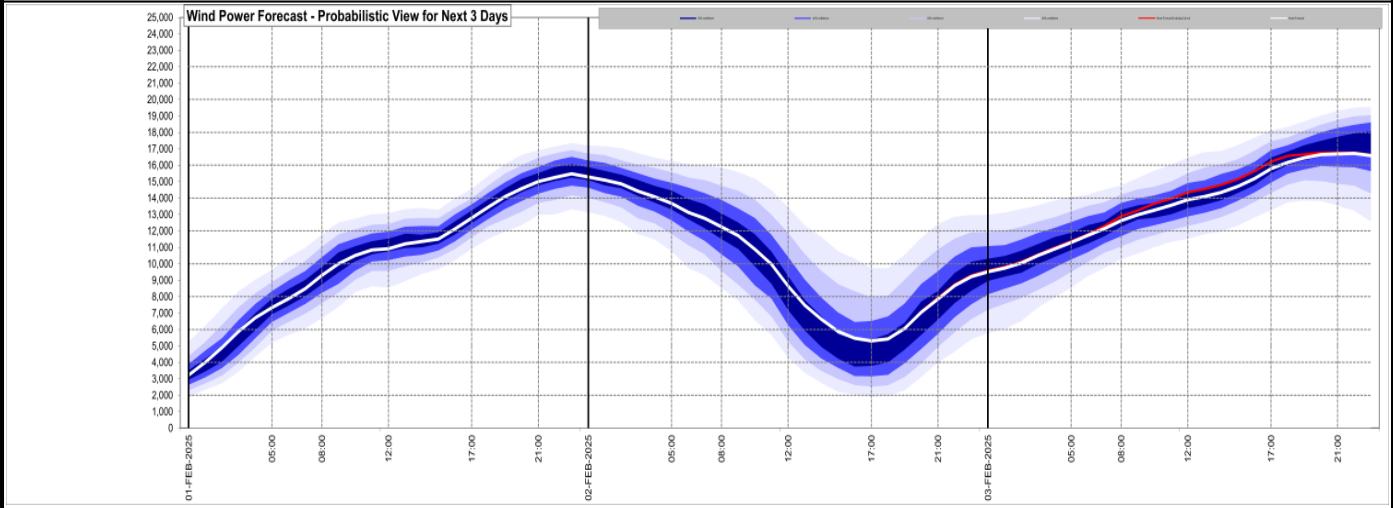
**Yesterday's Market Summary**

<a href="#">Cash Out Price (Max)</a>	£192.00 /MWh (SP 32,34)
<a href="#">Cash Out Price (Min)</a>	£88.25 /MWh (SP 12)
<a href="#">Peak Demand Yesterday</a>	42,725 MW
<a href="#">Minimum Demand</a>	26,549 MW

**Interconnector Net Transfer Capacity (MWs)**

Today	Import	Export	Remarks
Netherlands (BritNed)	1000	1000	Fully Available
France (IFA)	1500	1500	Partially Available
Belgium (Nemo)	1000	1000	Fully Available
Ireland (EWIC)	500	500	Fully Available
France (ElecLink)	0	0	Not Available
Northern Ireland (MOYLE)	450	450	Fully Available
Norway (NSL)	1400	1400	Fully Available
France (IFA2)	0	0	Not Available
Viking Link	700	700	Partially Available
Ireland (GreenLink)	500	500	Fully Available

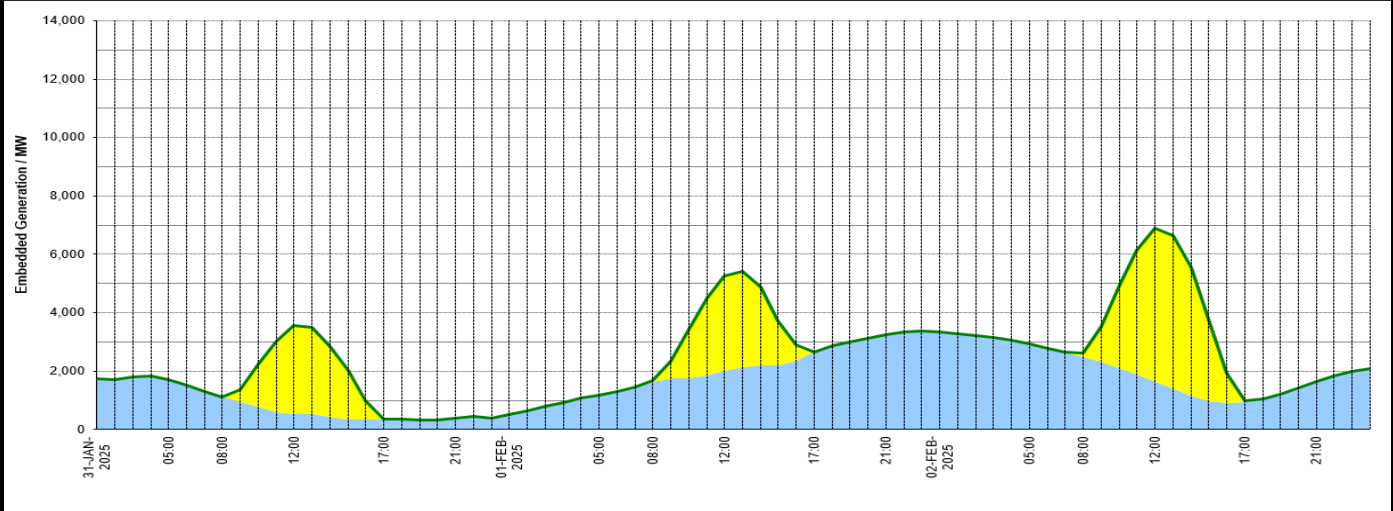
### Wind Power Forecast



### Expected embedded generation (MWs)

#### Embedded Generation Forecast

	31-JAN-2025					01-FEB-2025					02-FEB-2025						
	05:00	08:00	12:00	17:00	21:00	00:00	05:00	08:00	12:00	17:00	21:00	00:00	05:00	08:00	12:00	17:00	21:00
Solar (MW)	0	0	3031	15	0	0	0	33	3251	0	0	0	0	125	5262	57	0
Wind (MW)	1716	1120	525	346	377	529	1172	1642	2024	2662	3256	3337	2929	2484	1643	945	1651
STOR (MW)	0	0	0	0	0	0	0	0	0	0	0	0	0	0	0	0	0
<b>Total (MW)</b>	<b>1716</b>	<b>1120</b>	<b>3556</b>	<b>361</b>	<b>377</b>	<b>529</b>	<b>1172</b>	<b>1675</b>	<b>5275</b>	<b>2662</b>	<b>3256</b>	<b>3337</b>	<b>2929</b>	<b>2609</b>	<b>6905</b>	<b>1002</b>	<b>1651</b>



Weather	Source	Commentary
Latest forecast (Summary)	<a href="#">Met Office</a> <a href="#">SEPA</a> <a href="#">Natural Resources Wales</a>	<p><b>Today:</b> Low cloud, mist and hill fog across central and eastern England will slowly lift, but some will prove rather persistent and linger throughout the afternoon. Sunny spells elsewhere with increasing amounts of cloud edging in from the west later.</p> <p><b>Tonight:</b> A weakening band of cloud and rain will edge in from the west overnight. Remaining largely dry across England and Wales with clear skies developing in the far east.</p>
General Weather Concerns e.g. wind, rain, snow, flooding, GB Weather Warnings	<a href="#">Met Office</a> <a href="#">Weather Warnings</a> <a href="#">SEPA</a> <a href="#">Natural Resources Wales</a>	<p><b>UK Weather Warnings</b> No weather warnings are in force for the UK</p> <p><b>Flood Warnings</b> 10 flood warnings and 74 flood alerts issued for England. 0 flood warnings and 0 flood alerts issued for Scotland. 0 flood warnings and 1 flood alerts issued for Wales.</p>

Contains public sector information licensed under the Open Government Licence v1.0

Further Information	
BM Reports	<a href="https://www.elexon.co.uk/data/kinnect-insights-solution/">https://www.elexon.co.uk/data/kinnect-insights-solution/</a>
System Balancing Reports	<a href="https://www.neso.energy/industry-information/industry-data-and-reports/system-balancing-reports">https://www.neso.energy/industry-information/industry-data-and-reports/system-balancing-reports</a>
Forecast Volumes and Costs	<a href="https://www.neso.energy/industry-information/industry-data-and-reports/forecast-volumes-and-costs">https://www.neso.energy/industry-information/industry-data-and-reports/forecast-volumes-and-costs</a>