

**NESO**  
**National Electricity**  
**Transmission**  
**System**  
Status report

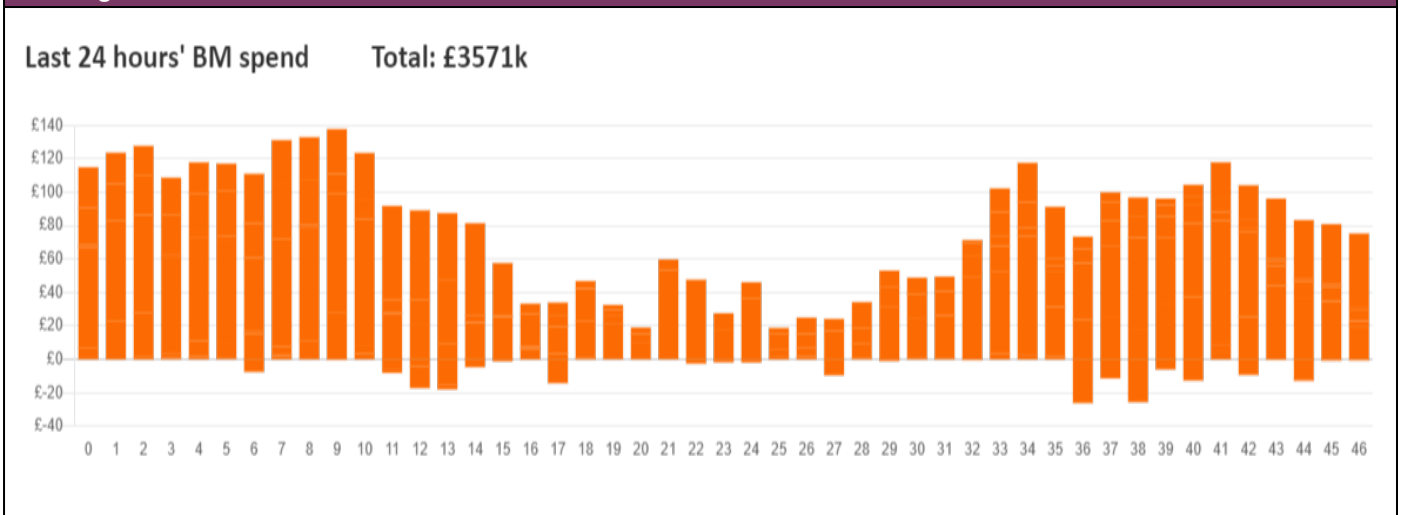


NESO National Electricity Transmission System Status Report  
Monday 27 January 2025

Today's High Level Risk Status Forecast for the next 24h			
General Status		Voltage	
Demand		System Inertia	
System Margins		Weather	
Generation		Transmission	
Active Constraints			
<a href="#">System Warning</a>			

<a href="#">Today's Minimum De-Rated Margin</a>	13,528 MW (SP 36)	
Current BMU Largest Loss Risk	Generation	1500 MW
	Demand	560MW

Balancing Costs



Yesterday's Market Summary

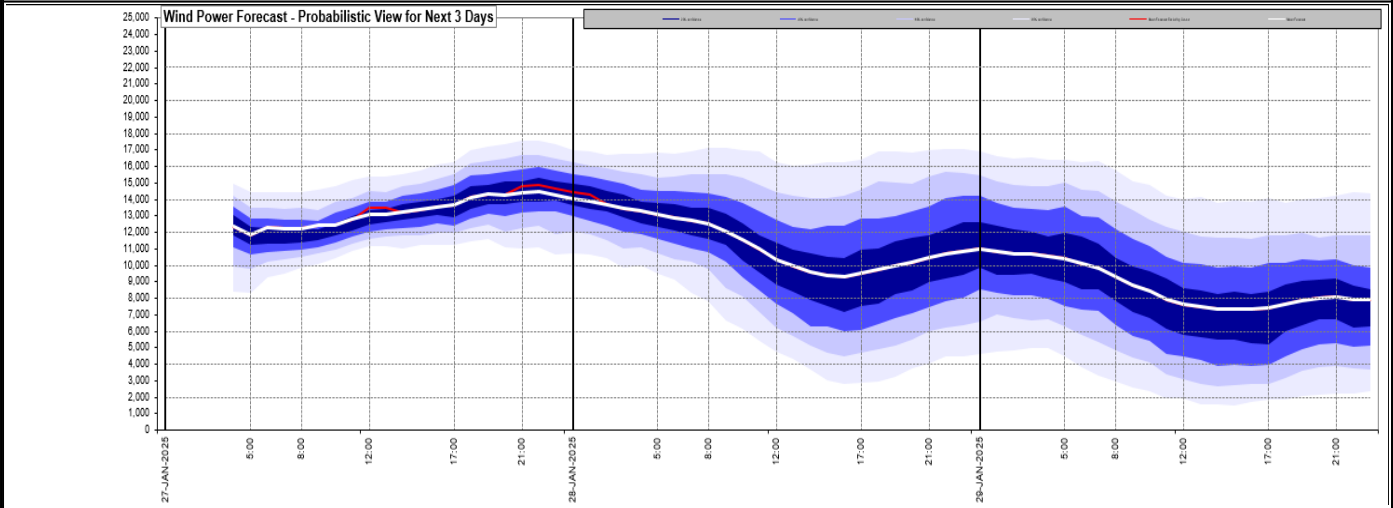
<a href="#">Cash Out Price (Max)</a>	£150 /MWh (SP 24)
<a href="#">Cash Out Price (Min)</a>	£-1.91/MWh (SP 13, 17, 18)
<a href="#">Peak Demand Yesterday</a>	38,496 MW
<a href="#">Minimum Demand</a>	22,198 MW

Interconnector

Net Transfer Capacity (MWs)

Today	Import	Export	Remarks
Netherlands (BritNed)	0	0	Unplanned Outage
France (IFA)	1500	1500	Partially available
Belgium (Nemo)	1000	1000	Fully Available
Ireland (EWIC)	500	500	Fully Available
France (ElecLink)	0	0	Outage
Northern Ireland (MOYLE)	450	450	Fully Available
Norway (NSL)	1400	1400	Fully Available
France (IFA2)	1000	1000	Fully Available
Viking Link	700	700	Partially Available
Ireland (GreenLink)	0	0	Not yet commissioned

## Wind Power Forecast



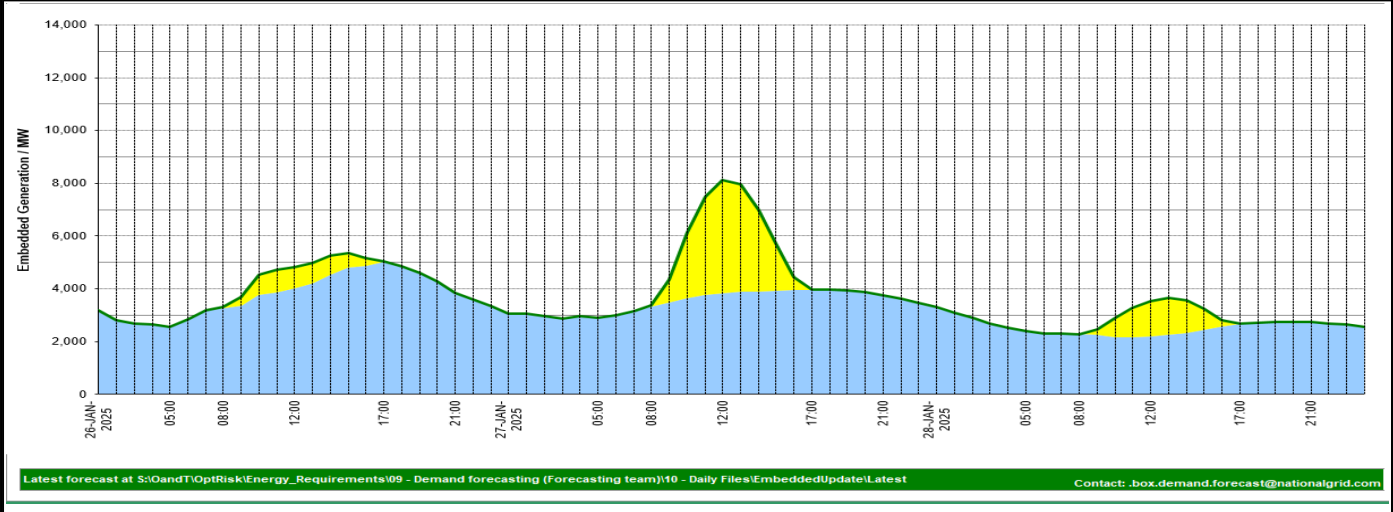
## Expected embedded generation (MWs)

### Embedded Generation Forecast

#### Embedded Generation (non-metered) Estimates

Last run: 27-Jan-2025 04:32:02

	26-JAN-2025					27-JAN-2025					28-JAN-2025						
	05:00	08:00	12:00	17:00	21:00	00:00	05:00	08:00	12:00	17:00	21:00	00:00	05:00	08:00	12:00	17:00	21:00
Solar (MW)	0	20	807	3	0	0	0	26	4291	0	0	0	0	0	1350	0	0
Wind (MW)	2569	3279	4019	5027	3861	3054	2916	3335	3836	3964	3753	3317	2403	2278	2184	2678	2736
STOR (MW)	0	0	0	0	0	0	0	0	0	0	0	0	0	0	0	0	0
Total (MW)	2569	3299	4826	5030	3861	3054	2916	3361	8127	3964	3753	3317	2403	2278	3534	2678	2736



Latest forecast at S:\QandT\OptRisk\Energy\_Requirements\09 - Demand forecasting (Forecasting team)\10 - Daily Files\EmbeddedUpdate\Latest

Contact: .box.demand\_forecast@nationalgrid.com

Weather	Source	Commentary
Latest forecast (Summary)	<a href="#">Met Office</a> <a href="#">SEPA</a> <a href="#">Natural Resources Wales</a>	<p><b>Today:</b> Showers or longer spells of rain across most areas. Showers turning heavy at times in the south with a chance of thunder, plus hill snow in the north. Strong, gale-force winds continuing in the south, and temperatures around average.</p> <p><b>Tonight:</b> Showers and longer spells of rain continue overnight. Gales in the southwest slowly easing, but winds picking up in the far north. A patchy frost forming in the northwest.</p>
General Weather Concerns e.g. wind, rain, snow, flooding, GB Weather Warnings	<a href="#">Met Office</a> <a href="#">Weather Warnings</a> <a href="#">SEPA</a> <a href="#">Natural Resources Wales</a>	<p><b>UK Weather Warnings</b> Yellow warning of rain Areas affected: East Midlands   East of England   London &amp; South East England   North West England   South West England   Wales   West Midlands   Yorkshire &amp; Humber</p> <p>Yellow warning of rain Areas affected: Wales   West Midlands</p> <p>Yellow warning of wind</p>

Weather	Source	Commentary
		<p>Areas affected: East Midlands   East of England   London &amp; South East England   North East England   South West England   West Midlands   Yorkshire &amp; Humber</p> <p>Yellow warning of wind Areas affected: East of England   London &amp; South East England   South West England   Wales</p> <p><b>Flood Warnings</b> 49 flood warnings and 167 flood alerts issued for England.</p> <p>2 flood warnings and 0 flood alerts issued for Scotland.</p> <p>0 flood warnings and 15 flood alerts issued for Wales.</p>

Contains public sector information licensed under the Open Government Licence v1.0

Further Information	
BM Reports	<a href="https://www.elexon.co.uk/data/kinnect-insights-solution/">https://www.elexon.co.uk/data/kinnect-insights-solution/</a>
System Balancing Reports	<a href="https://www.neso.energy/industry-information/industry-data-and-reports/system-balancing-reports">https://www.neso.energy/industry-information/industry-data-and-reports/system-balancing-reports</a>
Forecast Volumes and Costs	<a href="https://www.neso.energy/industry-information/industry-data-and-reports/forecast-volumes-and-costs">https://www.neso.energy/industry-information/industry-data-and-reports/forecast-volumes-and-costs</a>