

**NESO**  
**National Electricity**  
**Transmission**  
**System**  
Status report



NESO National Electricity Transmission System Status Report  
Tuesday 14 January 2025

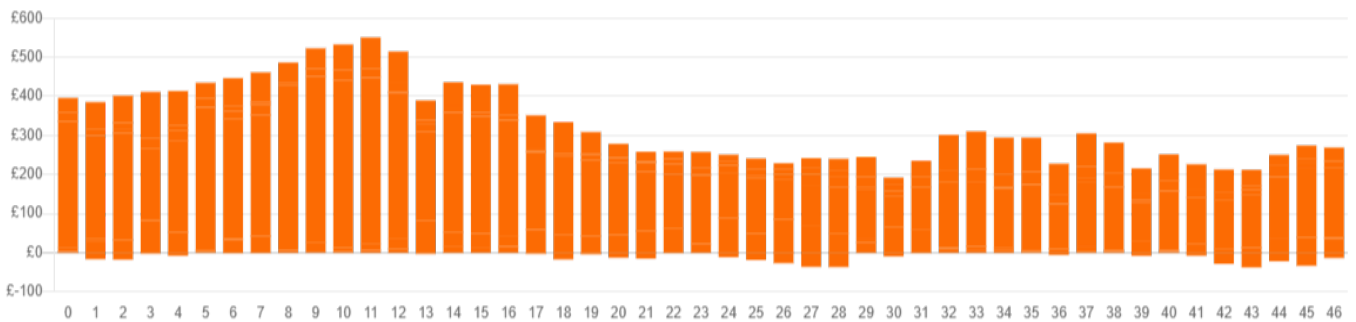
Today's High Level Risk Status Forecast for the next 24h			
General Status		Voltage	
Demand		System Inertia	
System Margins		Weather	
Generation		Transmission	
Active Constraints			
<a href="#">System Warning</a>			

<a href="#">Today's Minimum De-Rated Margin</a>	6,533 MW (SP 36)	
Current BMU Largest Loss Risk	Generation	1500 MW
	Demand	560 MW

Balancing Costs

Last 24 hours' BM spend

Total: £15098k



Yesterday's Market Summary

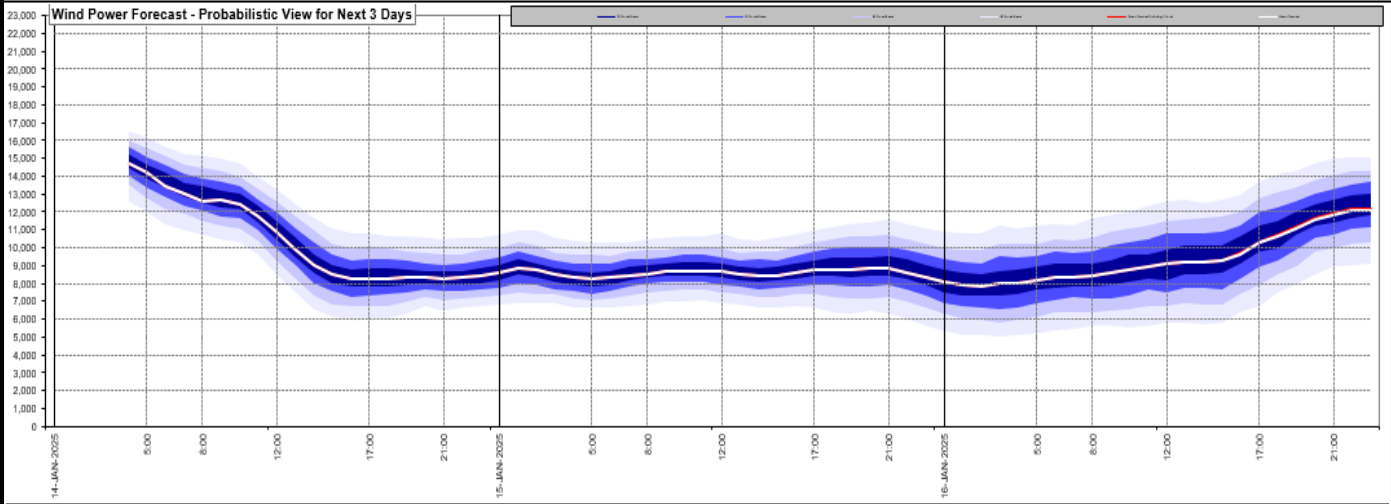
<a href="#">Cash Out Price (Max)</a>	£142.25 /MWh (SP 35)
<a href="#">Cash Out Price (Min)</a>	£38.63 /MWh (SP 5)
<a href="#">Peak Demand Yesterday</a>	44,928 MW
<a href="#">Minimum Demand</a>	23,581 MW

Interconnector

Net Transfer Capacity (MWs)

Today	Import	Export	Remarks
Netherlands (BritNed)	0	0	Unplanned Outage
France (IFA)	1500	1500	Partially available
Belgium (Nemo)	1000	1000	Fully Available
Ireland (EWIC)	500	500	Fully Available
France (ElecLink)	0	0	Outage
Northern Ireland (MOYLE)	450	450	Fully Available
Norway (NSL)	1400	1400	Fully Available
France (IFA2)	1000	1000	Fully Available
Viking Link	700	700	Partially Available
Ireland (GreenLink)	0	0	Not yet commissioned

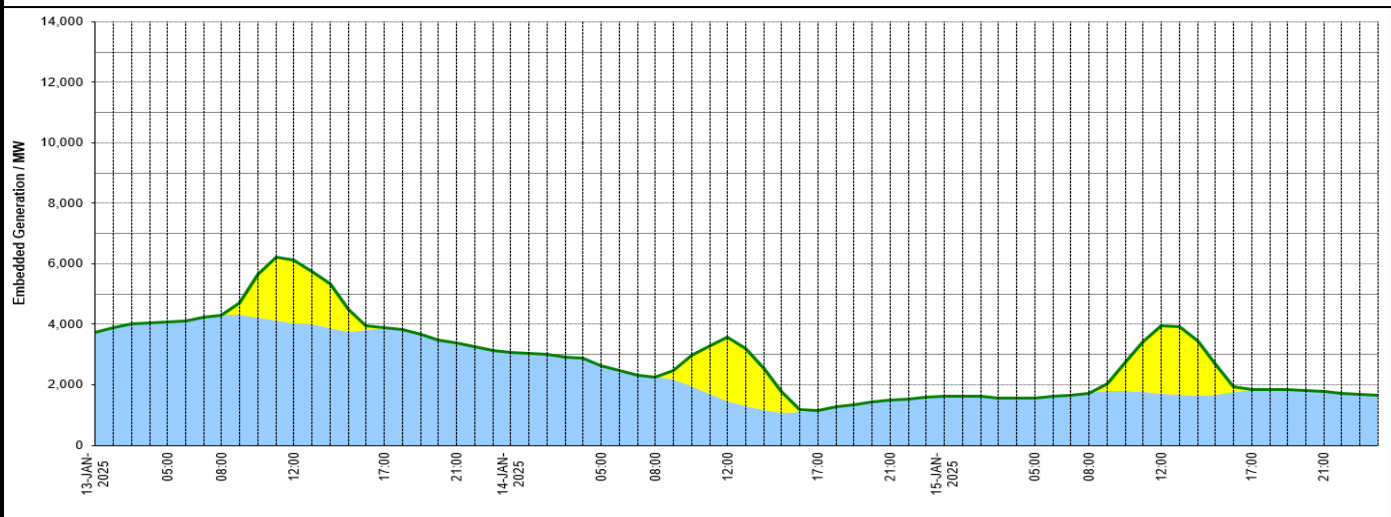
### Wind Power Forecast



### Expected embedded generation (MWs)

#### Embedded Generation Forecast

Embedded Generation (non-metered) Estimates													Last run: 14-Jan-2025 04:31:54				
	13-JAN-2025					14-JAN-2025					15-JAN-2025						
	05:00	08:00	12:00	17:00	21:00	00:00	05:00	08:00	12:00	17:00	21:00	00:00	05:00	08:00	12:00	17:00	21:00
Solar (MW)	0	0	2096	0	0	0	0	0	2110	0	0	0	0	0	2249	0	0
Wind (MW)	4065	4311	4042	3882	3400	3061	2633	2253	1463	1162	1487	1614	1558	1733	1709	1828	1770
STOR (MW)	0	0	0	0	0	0	0	0	0	0	0	0	0	0	0	0	0
<b>Total (MW)</b>	<b>4065</b>	<b>4311</b>	<b>6138</b>	<b>3882</b>	<b>3400</b>	<b>3061</b>	<b>2633</b>	<b>2253</b>	<b>3573</b>	<b>1162</b>	<b>1487</b>	<b>1614</b>	<b>1558</b>	<b>1733</b>	<b>3958</b>	<b>1828</b>	<b>1770</b>



Weather	Source	Commentary
Latest forecast (Summary)	<a href="#">Met Office</a> <a href="#">SEPA</a> <a href="#">Natural Resources Wales</a>	<p><b>Today:</b> Mostly dry, though rather cloudy. Patchy drizzle England and Wales. Early fog becoming mainly confined to hills. Sunniest across eastern Scotland and northeast England, with morning brightness in the far south and northwest. Generally milder, though breezy in the north.</p> <p><b>Tonight:</b> Remaining rather cloudy for many with patchy drizzle. The best cloud breaks developing across eastern Scotland, northeast England and Cornwall, where patchy fog and frost forming. Breezy in the north.</p>
General Weather Concerns e.g. wind, rain, snow, flooding, GB Weather Warnings	<a href="#">Met Office</a> <a href="#">Weather Warnings</a> <a href="#">SEPA</a> <a href="#">Natural Resources</a>	<p><b>UK Weather Warnings</b> No weather warnings are in force for the UK</p> <p><b>Flood Warnings</b> 0 flood warnings and 26 flood alerts issued for England.</p> <p>6 flood warnings and 8 flood alerts issued for Scotland.</p>

Weather	Source	Commentary
	<a href="#">Wales</a>	0 flood warnings and 0 flood alerts issued for Wales.

*Contains public sector information licensed under the Open Government Licence v1.0*

Further Information	
BM Reports	<a href="https://www.elexon.co.uk/data/kinnect-insights-solution/">https://www.elexon.co.uk/data/kinnect-insights-solution/</a>
System Balancing Reports	<a href="https://www.neso.energy/industry-information/industry-data-and-reports/system-balancing-reports">https://www.neso.energy/industry-information/industry-data-and-reports/system-balancing-reports</a>
Forecast Volumes and Costs	<a href="https://www.neso.energy/industry-information/industry-data-and-reports/forecast-volumes-and-costs">https://www.neso.energy/industry-information/industry-data-and-reports/forecast-volumes-and-costs</a>