

**NESO**  
**National Electricity**  
**Transmission**  
**System**  
Status report

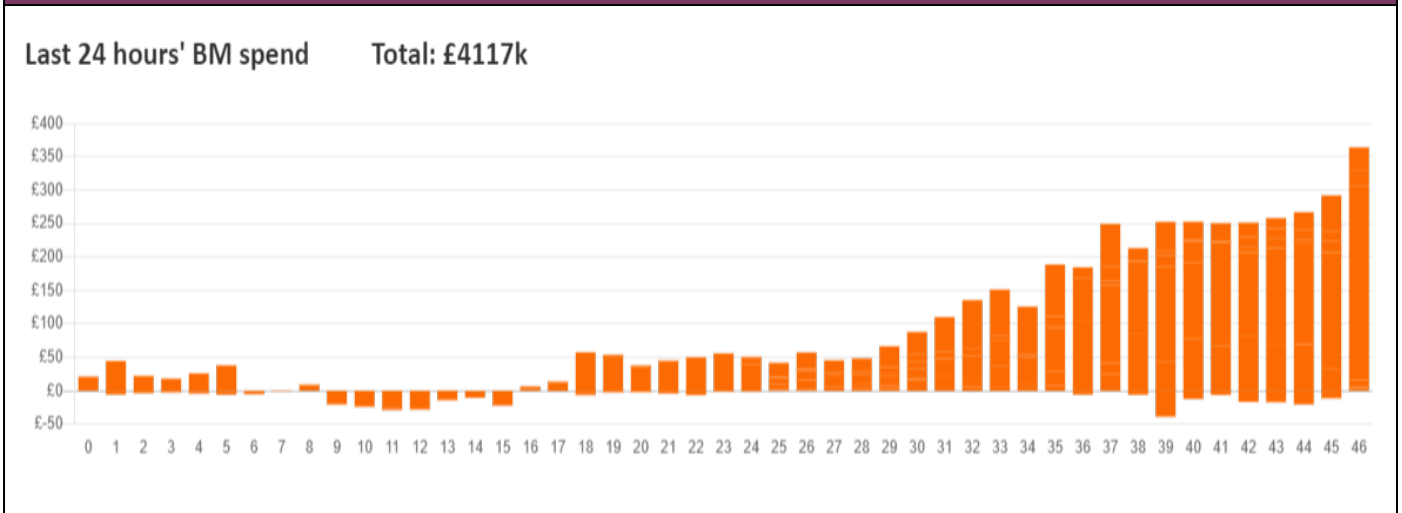


NESO National Electricity Transmission System Status Report  
Monday 13 January 2025

Today's High Level Risk Status Forecast for the next 24h			
General Status		Voltage	
Demand		System Inertia	
System Margins		Weather	
Generation		Transmission	
Active Constraints			
<a href="#">System Warning</a>			

<a href="#">Today's Minimum De-Rated Margin</a>	10,052MW (SP 37)	
Current BMU Largest Loss Risk	Generation	1500 MW
	Demand	1050 MW

Balancing Costs



Yesterday's Market Summary

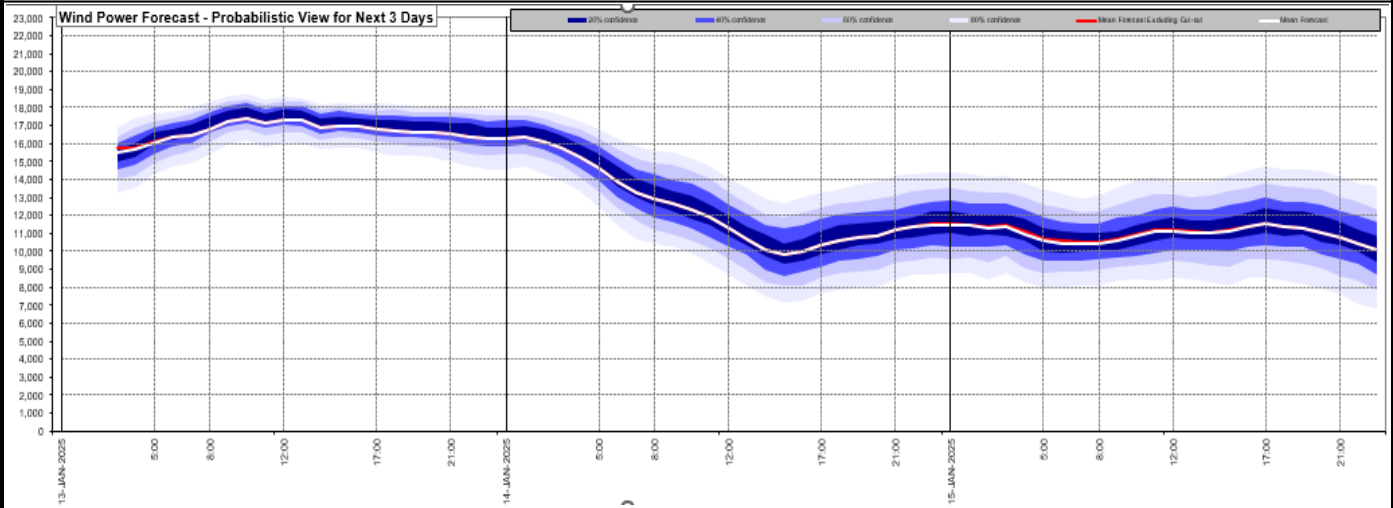
<a href="#">Cash Out Price (Max)</a>	£150.00 /MWh (SP 7)
<a href="#">Cash Out Price (Min)</a>	£12 /MWh (SP 16)
<a href="#">Peak Demand Yesterday</a>	42716 MW
<a href="#">Minimum Demand</a>	26548 MW

Interconnector

Net Transfer Capacity (MWs)

Today	Import	Export	Remarks
Netherlands (BritNed)	0	0	Unplanned Outage
France (IFA)	2000	2000	Fully Available
Belgium (Nemo)	1000	1000	Fully Available
Ireland (EWIC)	500	500	Fully Available
France (ElecLink)	0	0	Outage
Northern Ireland (MOYLE)	450	450	Fully Available
Norway (NSL)	1400	1400	Fully Available
France (IFA2)	1000	1000	Fully Available
Viking Link	700	700	Partially Available
Ireland (GreenLink)	0	0	Not yet commissioned

### Wind Power Forecast



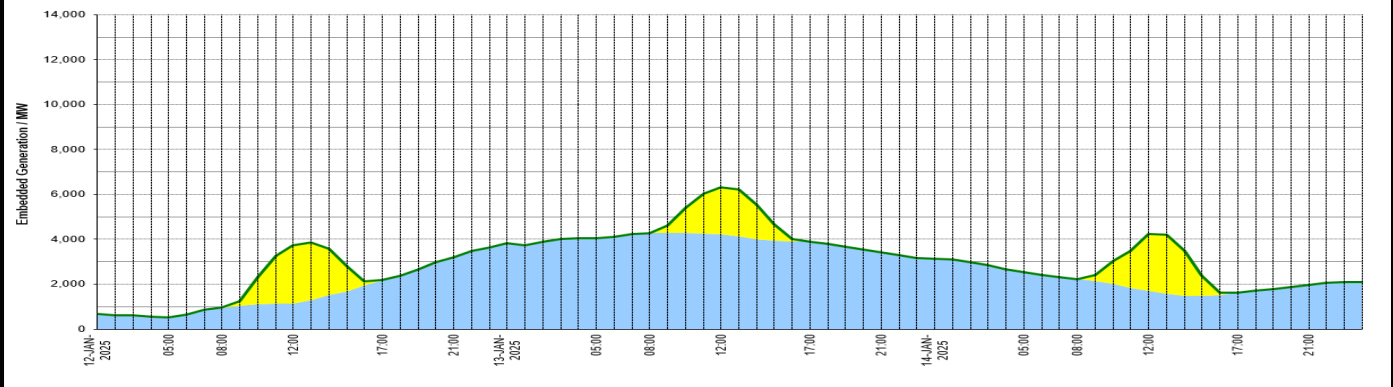
### Expected embedded generation (MWs)

#### Embedded Generation Forecast

	12-JAN-2025					13-JAN-2025					14-JAN-2025						
	05:00	08:00	12:00	17:00	21:00	00:00	05:00	08:00	12:00	17:00	21:00	00:00	05:00	08:00	12:00	17:00	21:00
Solar (MW)	0	0	2608	0	0	0	0	0	2092	0	0	0	0	0	2541	0	0
Wind (MW)	533	961	1134	2176	3203	3829	4054	4274	4208	3895	3428	3136	2526	2233	1688	1625	1978
STOR (MW)	0	0	0	0	0	0	0	0	0	0	0	0	0	0	0	0	0
<b>Total (MW)</b>	<b>533</b>	<b>961</b>	<b>3742</b>	<b>2176</b>	<b>3203</b>	<b>3829</b>	<b>4054</b>	<b>4274</b>	<b>6300</b>	<b>3895</b>	<b>3428</b>	<b>3136</b>	<b>2526</b>	<b>2233</b>	<b>4229</b>	<b>1625</b>	<b>1978</b>

#### Embedded Generation (non-metered) Estimates Last run: 13-Jan-2025 04:31:59

	12-JAN-2025					13-JAN-2025					14-JAN-2025						
	05:00	08:00	12:00	17:00	21:00	00:00	05:00	08:00	12:00	17:00	21:00	00:00	05:00	08:00	12:00	17:00	21:00
Solar (MW)	0	0	2608	0	0	0	0	0	2092	0	0	0	0	0	2541	0	0
Wind (MW)	533	961	1134	2176	3203	3829	4054	4274	4208	3895	3428	3136	2526	2233	1688	1625	1978
STOR (MW)	0	0	0	0	0	0	0	0	0	0	0	0	0	0	0	0	0
<b>Total (MW)</b>	<b>533</b>	<b>961</b>	<b>3742</b>	<b>2176</b>	<b>3203</b>	<b>3829</b>	<b>4054</b>	<b>4274</b>	<b>6300</b>	<b>3895</b>	<b>3428</b>	<b>3136</b>	<b>2526</b>	<b>2233</b>	<b>4229</b>	<b>1625</b>	<b>1978</b>



Weather	Source	Commentary
Latest forecast (Summary)	<a href="#">Met Office</a> <a href="#">SEPA</a> <a href="#">Natural Resources Wales</a>	<b>Today:</b> Dry and cold in the south today with some sunny spells. Cloudier in the north with outbreaks of rain and drizzle. Windy in northern areas with gales in northern Scotland. Mild in the north. <b>Tonight:</b> Staying largely cloudy across with north with light outbreaks of rain and drizzle. Dry and cold in the south with some clear spells, allowing for patchy fog and frost.
General Weather Concerns e.g. wind, rain, snow, flooding, GB Weather Warnings	<a href="#">Met Office</a> <a href="#">Weather Warnings</a> <a href="#">SEPA</a> <a href="#">Natural Resources Wales</a>	<b>UK Weather Warnings</b> No weather warnings are in force for the UK <b>Flood Warnings</b> 2 flood warnings and 30 flood alerts issued for England. 2 flood warnings and 8 flood alerts issued for Scotland. 0 flood warnings and 0 flood alerts issued for Wales.

Contains public sector information licensed under the Open Government Licence v1.0

Further Information	
BM Reports	<a href="https://www.elexon.co.uk/data/kinnect-insights-solution/">https://www.elexon.co.uk/data/kinnect-insights-solution/</a>
System Balancing Reports	<a href="https://www.neso.energy/industry-information/industry-data-and-reports/system-balancing-reports">https://www.neso.energy/industry-information/industry-data-and-reports/system-balancing-reports</a>
Forecast Volumes and Costs	<a href="https://www.neso.energy/industry-information/industry-data-and-reports/forecast-volumes-and-costs">https://www.neso.energy/industry-information/industry-data-and-reports/forecast-volumes-and-costs</a>