

**NESO**  
**National Electricity**  
**Transmission**  
**System**  
Status report

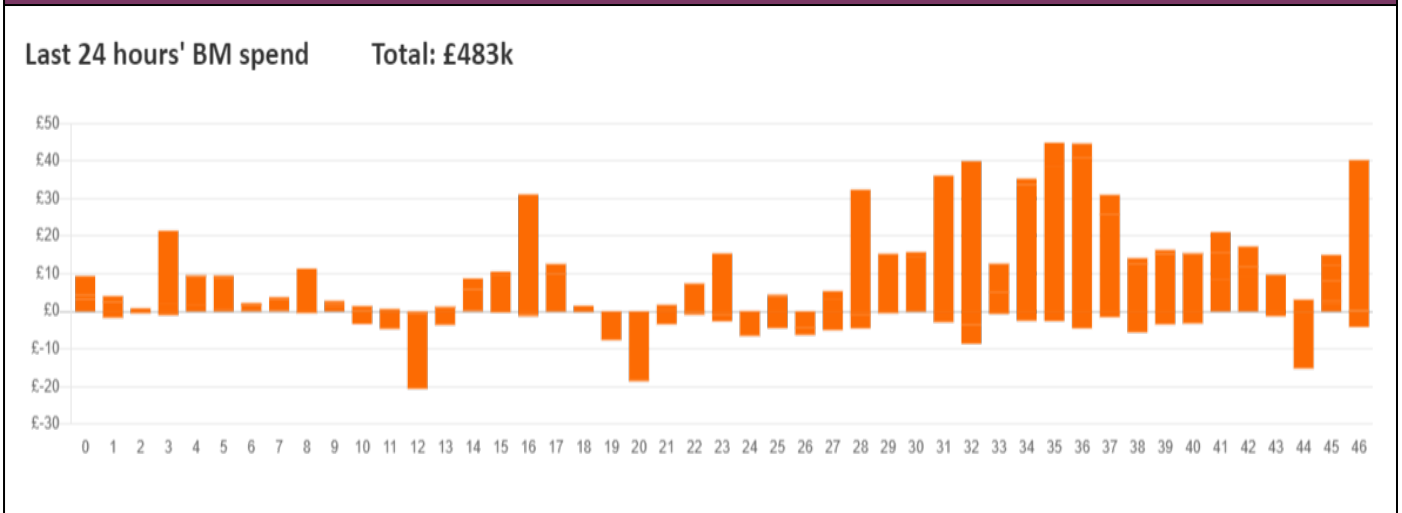


NESO National Electricity Transmission System Status Report  
Sunday 12 January 2025

Today's High Level Risk Status Forecast for the next 24h			
General Status		Voltage	
Demand		System Inertia	
System Margins		Weather	
Generation		Transmission	
Active Constraints			
<a href="#">System Warning</a>			

<a href="#">Today's Minimum De-Rated Margin</a>	11,904MW (SP 21)	
Current BMU Largest Loss Risk	Generation	1500 MW
	Demand	560 MW

Balancing Costs



Yesterday's Market Summary

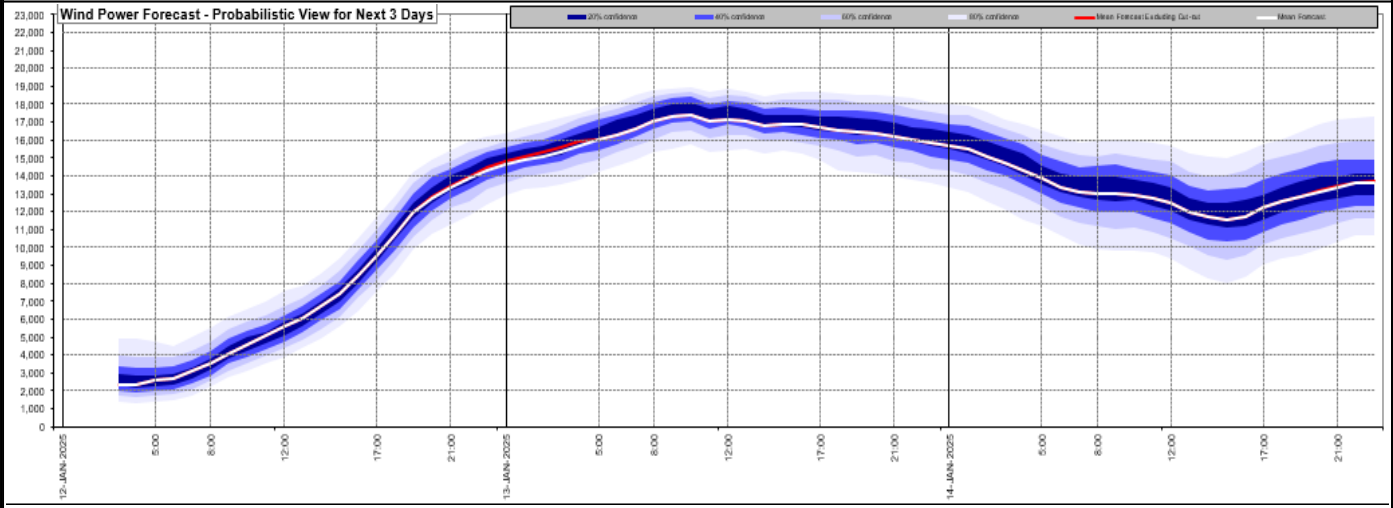
<a href="#">Cash Out Price (Max)</a>	£216.00 /MWh (SP 34)
<a href="#">Cash Out Price (Min)</a>	£50 /MWh (SP 28)
<a href="#">Peak Demand Yesterday</a>	42824 MW
<a href="#">Minimum Demand</a>	27889 MW

Interconnector

Net Transfer Capacity (MWs)

Today	Import	Export	Remarks
Netherlands (BritNed)	0	0	Unplanned Outage
France (IFA)	2000	2000	Fully Available
Belgium (Nemo)	1000	1000	Fully Available
Ireland (EWIC)	500	500	Fully Available
France (ElecLink)	0	0	Outage
Northern Ireland (MOYLE)	450	450	Fully Available
Norway (NSL)	1400	1400	Fully Available
France (IFA2)	1000	1000	Fully Available
Viking Link	700	700	Partially Available
Ireland (GreenLink)	0	0	Not yet commissioned

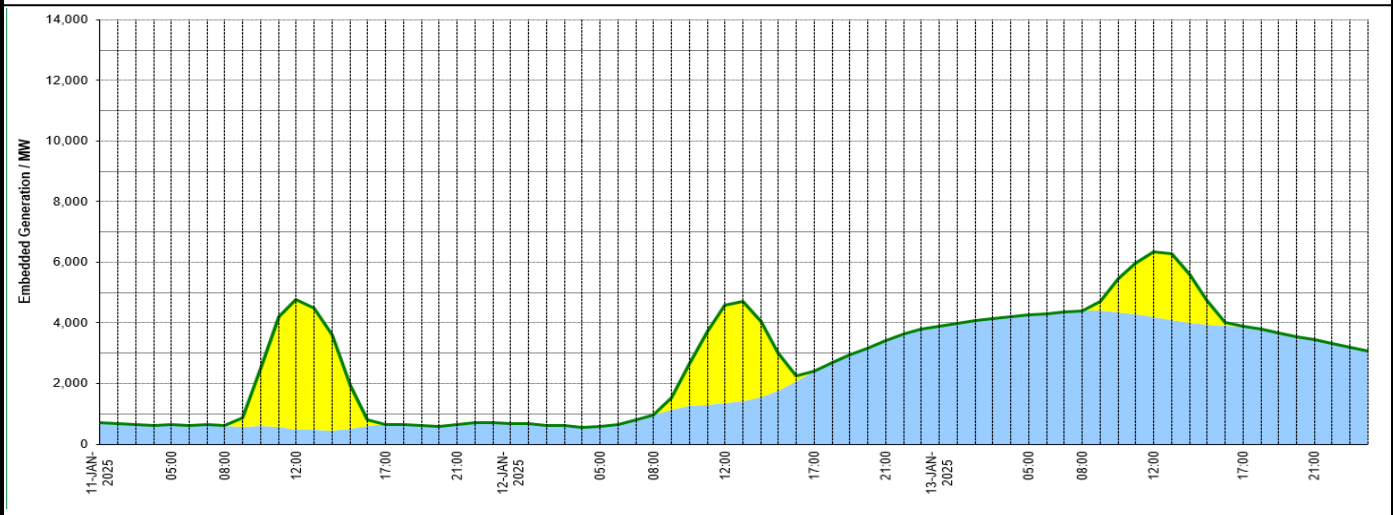
### Wind Power Forecast



### Expected embedded generation (MW)

#### Embedded Generation Forecast

	11-JAN-2025					12-JAN-2025					13-JAN-2025						
	05:00	08:00	12:00	17:00	21:00	00:00	05:00	08:00	12:00	17:00	21:00	00:00	05:00	08:00	12:00	17:00	21:00
Solar (MW)	0	0	4279	0	0	0	0	3229	0	0	0	0	0	0	2169	0	0
Wind (MW)	650	605	487	653	632	694	570	973	1349	2406	3411	3893	4252	4404	4191	3886	3437
STOR (MW)	0	0	0	0	0	0	0	0	0	0	0	0	0	0	0	0	0
<b>Total (MW)</b>	<b>650</b>	<b>605</b>	<b>4766</b>	<b>653</b>	<b>632</b>	<b>694</b>	<b>570</b>	<b>973</b>	<b>4578</b>	<b>2406</b>	<b>3411</b>	<b>3893</b>	<b>4252</b>	<b>4404</b>	<b>6360</b>	<b>3886</b>	<b>3437</b>



Weather	Source	Commentary
Latest forecast (Summary)	<a href="#">Met Office</a> <a href="#">SEPA</a> <a href="#">Natural Resources Wales</a>	<p><b>Today:</b> A chilly morning with frost and patchy fog persisting in the east. Dry for many with occasional sunny spells in the south. Cloudy elsewhere, with persistent rain spreading into northwestern Scotland this afternoon. Temperatures near average away from the southeast.</p> <p><b>Tonight:</b> Settled in the south with patchy freezing fog developing beneath clear skies for a time, before turning cloudier. Windier in the north, with rain and drizzle spreading steadily southwards.</p>
General Weather Concerns e.g. wind, rain, snow, flooding, GB Weather Warnings	<a href="#">Met Office</a> <a href="#">Weather Warnings</a> <a href="#">SEPA</a> <a href="#">Natural Resources Wales</a>	<p><b>UK Weather Warnings</b> No weather warnings are in force for the UK</p> <p><b>Flood Warnings</b> 4 flood warnings and 39 flood alerts issued for England. 8 flood warnings and 0 flood alerts issued for Scotland. 0 flood warnings and 0 flood alerts issued for Wales.</p>

Contains public sector information licensed under the Open Government Licence v1.0

Further Information	
BM Reports	<a href="https://www.elexon.co.uk/data/kinnect-insights-solution/">https://www.elexon.co.uk/data/kinnect-insights-solution/</a>
System Balancing Reports	<a href="https://www.neso.energy/industry-information/industry-data-and-reports/system-balancing-reports">https://www.neso.energy/industry-information/industry-data-and-reports/system-balancing-reports</a>
Forecast Volumes and Costs	<a href="https://www.neso.energy/industry-information/industry-data-and-reports/forecast-volumes-and-costs">https://www.neso.energy/industry-information/industry-data-and-reports/forecast-volumes-and-costs</a>