

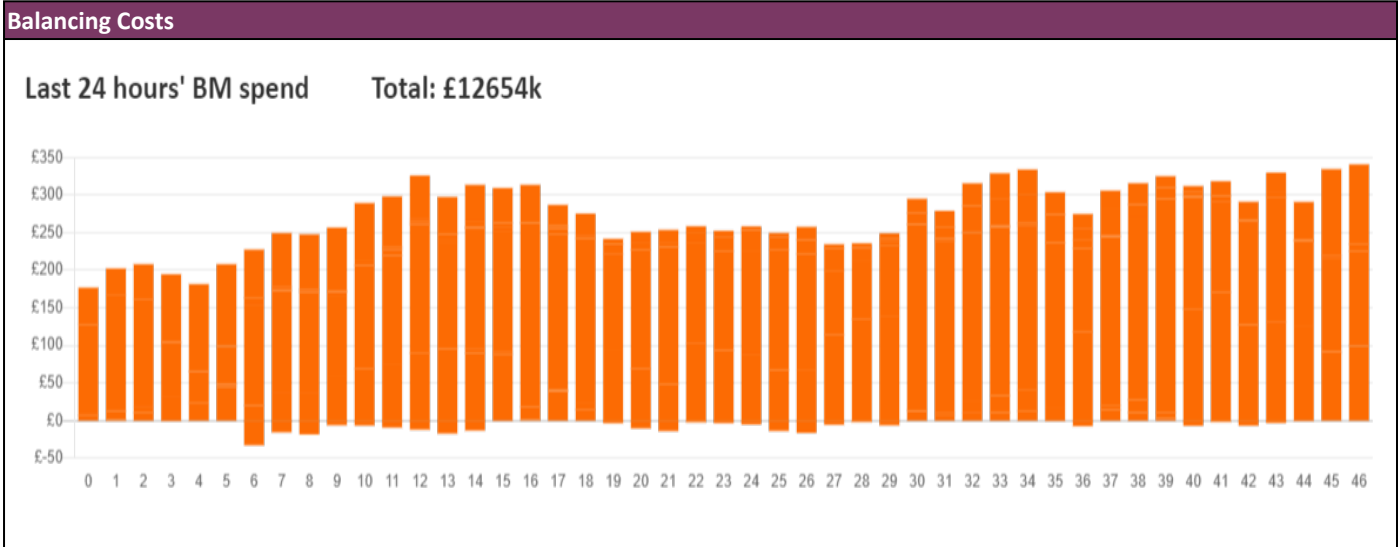
**NESO**  
**National Electricity**  
**Transmission**  
**System**  
Status report



NESO National Electricity Transmission System Status Report  
Monday 16 December 2024

Today's High Level Risk Status Forecast for the next 24h			
General Status		Voltage	
Demand		System Inertia	
System Margins		Weather	
Generation		Transmission	
Active Constraints			
<a href="#">System Warning</a>			

<a href="#">Today's Minimum De-Rated Margin</a>	13,995 MW (SP 35)	
Current BMU Largest Loss Risk	Generation	1300 MW
	Demand	560 MW



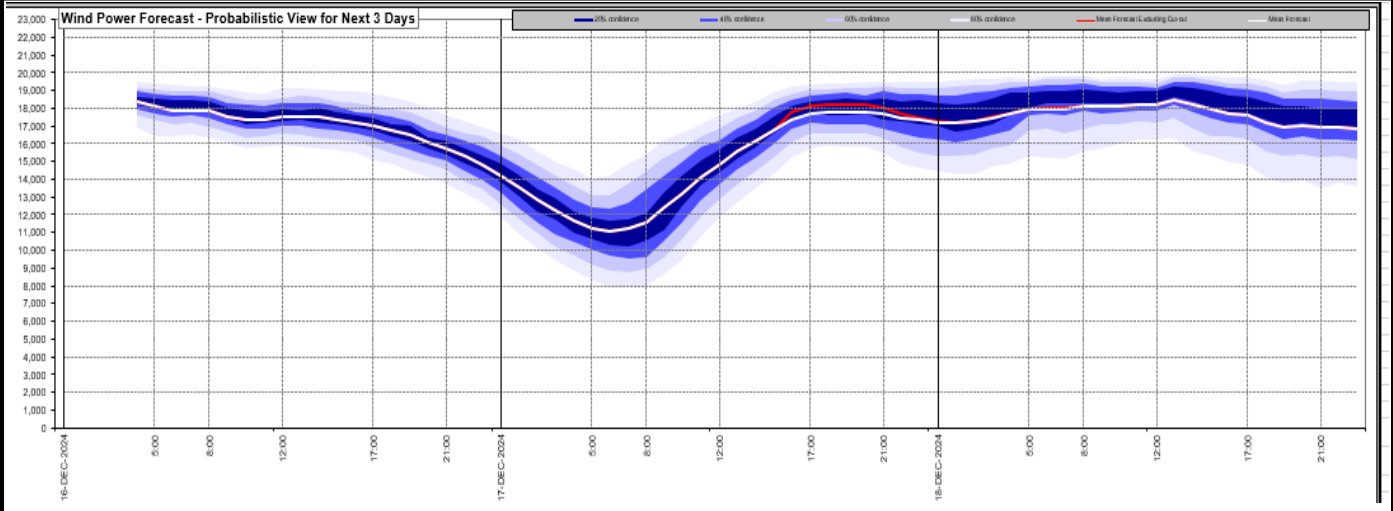
**Yesterday's Market Summary**

<a href="#">Cash Out Price (Max)</a>	109 £/MWh (SP 35)
<a href="#">Cash Out Price (Min)</a>	-5.84 £/MWh (SP 6)
<a href="#">Peak Demand Yesterday</a>	35,188 MW
<a href="#">Minimum Demand</a>	19,570 MW

**Interconnector Net Transfer Capacity (MWs)**

Today	Import	Export	Remarks
Netherlands (BritNed)	0	0	Unplanned Outage
France (IFA)	2000	2000	Fully Available
Belgium (Nemo)	1000	1000	Fully Available
Ireland (EWIC)	500	500	Fully Available
France (ElecLink)	0	0	Outage
Northern Ireland (MOYLE)	450	450	Fully Available
Norway (NSL)	700	700	Partially Available - Pole 2 Fault outage.
France (IFA2)	1000	1000	Fully Available
Viking Link	1430	1430	Fully Available
Ireland (GreenLink)	0	0	Not yet commissioned

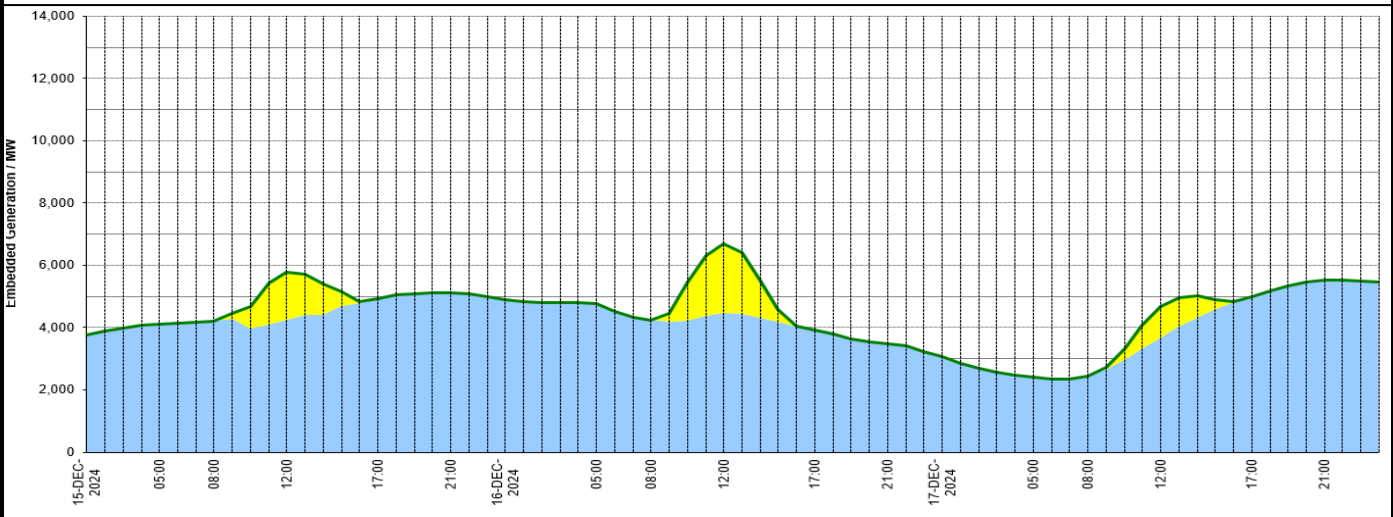
### Wind Power Forecast



### Expected embedded generation (MWs)

#### Embedded Generation Forecast

	15-DEC-2024					16-DEC-2024					17-DEC-2024						
	05:00	08:00	12:00	17:00	21:00	00:00	05:00	08:00	12:00	17:00	21:00	00:00	05:00	08:00	12:00	17:00	21:00
Solar (MW)	0	0	1507	0	0	0	0	0	2218	0	0	0	0	0	999	0	0
Wind (MW)	4110	4211	4257	4920	5108	4902	4766	4241	4474	3912	3476	3065	2409	2452	3688	5003	5522
STOR (MW)	0	0	0	0	0	0	0	0	0	0	0	0	0	0	0	0	0
<b>Total (MW)</b>	<b>4110</b>	<b>4211</b>	<b>5764</b>	<b>4920</b>	<b>5108</b>	<b>4902</b>	<b>4766</b>	<b>4241</b>	<b>6692</b>	<b>3912</b>	<b>3476</b>	<b>3065</b>	<b>2409</b>	<b>2452</b>	<b>4687</b>	<b>5003</b>	<b>5522</b>



Weather	Source	Commentary
Latest forecast (Summary)	<a href="#">Met Office</a> <a href="#">SEPA</a> <a href="#">Natural Resources Wales</a>	<p><b>Today:</b> Rain, some heavy will affect the north and west of Scotland, although Shetland should see bright spells and showers. Elsewhere, mostly dry with skies brightening to give some sunny spells. Mild for most, though brisk winds, especially in the north.</p> <p><b>Tonight:</b> Rain will continue to affect northern and western Scotland, and perhaps Northern Ireland for a time. Mostly dry elsewhere with clear spells, though becoming largely cloudy. Mild and breezy.</p>
General Weather Concerns e.g. wind, rain, snow, flooding, GB Weather Warnings	<a href="#">Met Office</a> <a href="#">Weather Warnings</a> <a href="#">SEPA</a> <a href="#">Natural Resources Wales</a>	<p><b>UK Weather Warnings</b> Yellow warning of rain Areas affected: Central, Tayside &amp; Fife   Highlands &amp; Eilean Siar   Strathclyde</p> <p>Starts: 18:00 GMT on Sun 15 December</p> <p>Ends: 12:00 GMT on Tue 17 December</p> <p>Persistent rain will lead to difficult travel conditions and possible flooding in a few places.</p>

Weather	Source	Commentary
		<ul style="list-style-type: none"> <li>- Spray and flooding on roads probably making journey times longer</li> <li>- Bus and train services probably affected with journey times taking longer</li> <li>- Flooding of a few homes and businesses is possible</li> <li>- Some interruption to power supplies and other services is possible</li> </ul>
		<p><b>Flood Warnings</b></p> <p>1 flood warnings and 30 flood alerts issued for England.</p> <p>5 flood warnings and 5 flood alerts issued for Scotland.</p> <p>0 flood warnings and 0 flood alerts issued for Wales.</p>

Contains public sector information licensed under the Open Government Licence v1.0

Further Information	
BM Reports	<a href="https://www.elexon.co.uk/data/kinnect-insights-solution/">https://www.elexon.co.uk/data/kinnect-insights-solution/</a>
System Balancing Reports	<a href="https://www.neso.energy/industry-information/industry-data-and-reports/system-balancing-reports">https://www.neso.energy/industry-information/industry-data-and-reports/system-balancing-reports</a>
Forecast Volumes and Costs	<a href="https://www.neso.energy/industry-information/industry-data-and-reports/forecast-volumes-and-costs">https://www.neso.energy/industry-information/industry-data-and-reports/forecast-volumes-and-costs</a>