

NESO
National Electricity
Transmission
System
Status report

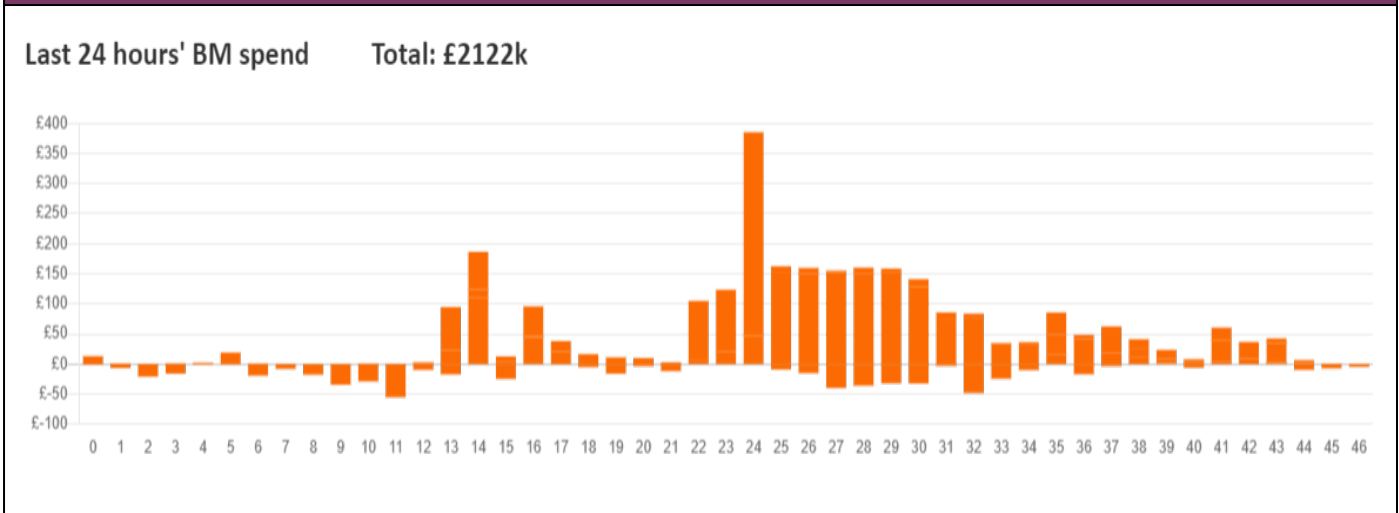


NESO National Electricity Transmission System Status Report
Thursday 12 December 2024

| Today's High Level Risk Status Forecast for the next 24h | | | |
|--|--|----------------|--|
| General Status | | Voltage | |
| Demand | | System Inertia | |
| System Margins | | Weather | |
| Generation | | Transmission | |
| Active Constraints | | | |
| System Warning | | | |

| | | |
|---|------------------|---------|
| Today's Minimum De-Rated Margin | 3,058 MW (SP 34) | |
| Current BMU Largest Loss Risk | Generation | 1500 MW |
| | Demand | 1150 MW |

Balancing Costs



Yesterday's Market Summary

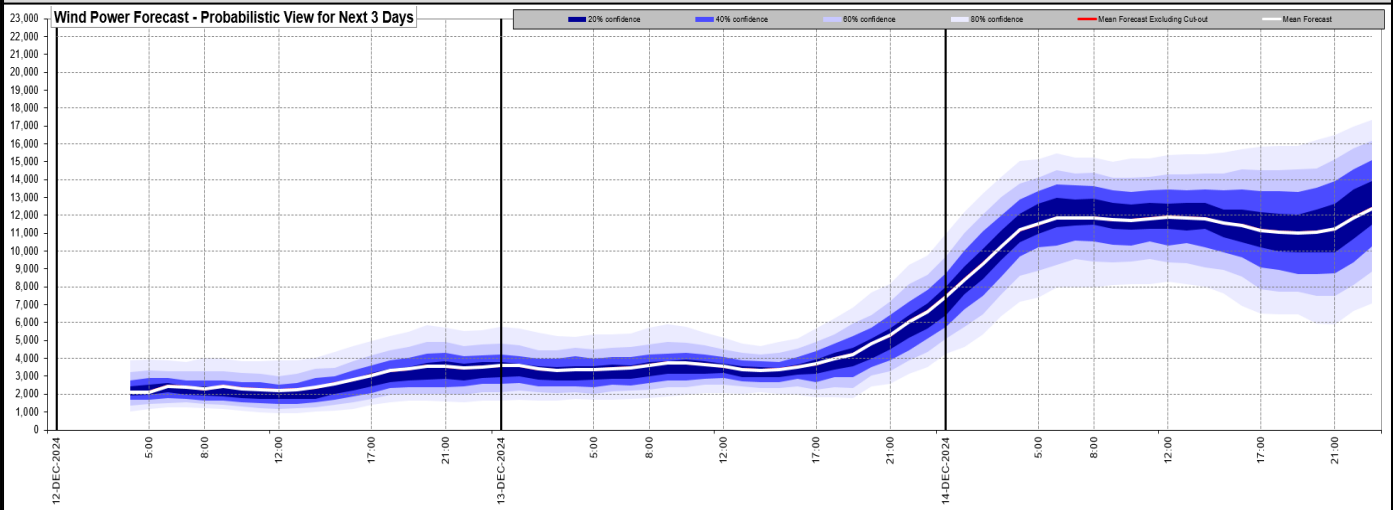
| | |
|---------------------------------------|------------------------|
| Cash Out Price (Max) | 590.45 £/MWh (SP 26) |
| Cash Out Price (Min) | 73.65 £/MWh (SP 10,11) |
| Peak Demand Yesterday | 44,868 MW |
| Minimum Demand | 25,035 MW |

Interconnector

Net Transfer Capacity (MWs)

| Today | Import | Export | Remarks |
|--------------------------|--------|--------|----------------------|
| Netherlands (BritNed) | 0 | 0 | Unplanned Outage |
| France (IFA) | 2000 | 2000 | Fully Available |
| Belgium (Nemo) | 1000 | 1000 | Fully Available |
| Ireland (EWIC) | 500 | 500 | Fully Available |
| France (ElecLink) | 0 | 0 | Outage |
| Northern Ireland (MOYLE) | 450 | 450 | Fully Available |
| Norway (NSL) | 1400 | 1400 | Fully Available |
| France (IFA2) | 1000 | 1000 | Fully Available |
| Viking Link | 1430 | 1430 | Fully Available |
| Ireland (GreenLink) | 0 | 0 | Not yet commissioned |

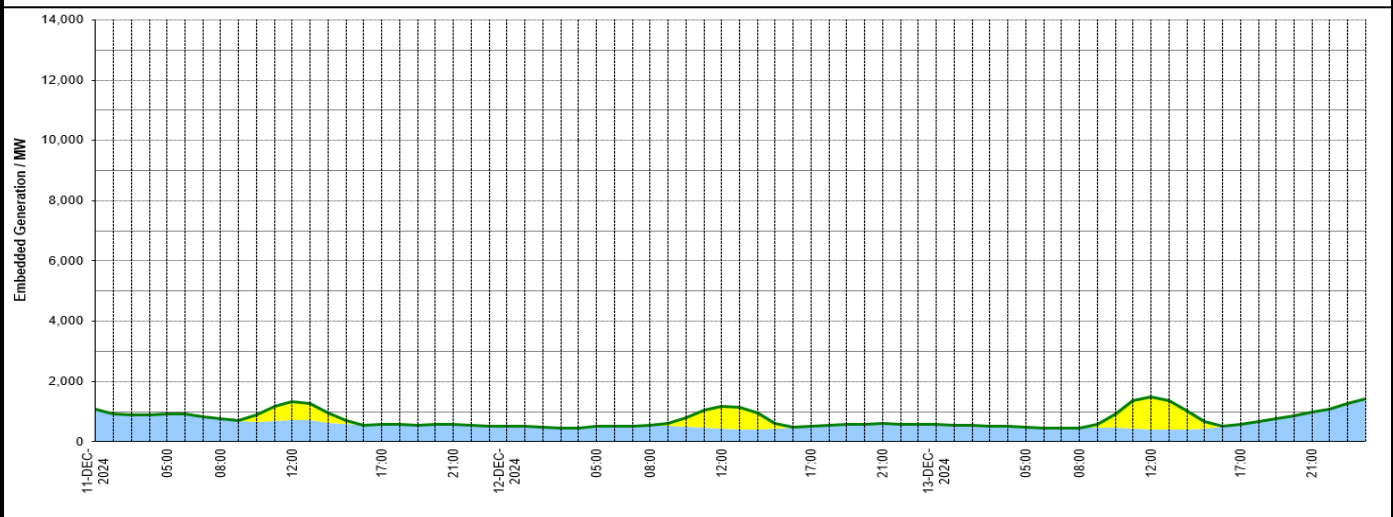
Wind Power Forecast



Expected embedded generation (MWs)

Embedded Generation Forecast

| Embedded Generation Estimates | | | | | | | | | | | | | Last run: 12-Dec-2024 04:32:28 | | | | |
|-------------------------------|-------------|------------|-------------|------------|------------|-------------|------------|------------|-------------|------------|-------------|------------|--------------------------------|------------|-------------|------------|------------|
| | 11-DEC-2024 | | | | | 12-DEC-2024 | | | | | 13-DEC-2024 | | | | | | |
| | 05:00 | 08:00 | 12:00 | 17:00 | 21:00 | 00:00 | 05:00 | 08:00 | 12:00 | 17:00 | 21:00 | 00:00 | 05:00 | 08:00 | 12:00 | 17:00 | 21:00 |
| Solar (MW) | 0 | 0 | 610 | 0 | 0 | 0 | 0 | 0 | 753 | 0 | 0 | 0 | 0 | 0 | 1093 | 0 | 0 |
| Wind (MW) | 922 | 777 | 715 | 573 | 586 | 518 | 502 | 541 | 427 | 509 | 598 | 565 | 482 | 468 | 412 | 576 | 976 |
| STOR (MW) | 0 | 0 | 0 | 0 | 0 | 0 | 0 | 0 | 0 | 0 | 0 | 0 | 0 | 0 | 0 | 0 | 0 |
| Total (MW) | 922 | 777 | 1325 | 573 | 586 | 518 | 502 | 541 | 1180 | 509 | 598 | 565 | 482 | 468 | 1505 | 576 | 976 |



| Weather | Source | Commentary |
|--|---|--|
| Latest forecast (Summary) | Met Office SEPA Natural Resources Wales | <p>Today: Remaining cloudy for many with patchy drizzle, and hill fog, especially across central and eastern areas. Brighter skies in the far west and across much of Scotland, where fog could linger all day. Feeling rather cold once again.</p> <p>Tonight: Largely cloudy through overnight, with further spells of light rain and drizzle at times. Murky over the hills. Some clear skies in the north, with a frost possible here.</p> |
| General Weather Concerns e.g. wind, rain, snow, flooding, GB Weather Warnings | Met Office Weather Warnings SEPA Natural Resources Wales | <p>UK Weather Warnings No weather warnings are in force for the UK</p> <p>Flood Warnings 0 severe flood warning, 14 flood warnings and 59 flood alerts issued for England. 0 severe flood warning, 0 flood warnings and 0 flood alerts issued for Scotland.</p> |

| Weather | Source | Commentary |
|---------|--------|---|
| | | 0 severe flood warning, 0 flood warnings and 2 flood alerts issued for Wales. |

Contains public sector information licensed under the Open Government Licence v1.0

| Further Information | |
|----------------------------|---|
| BM Reports | https://www.elexon.co.uk/data/kinnect-insights-solution/ |
| System Balancing Reports | https://www.neso.energy/industry-information/industry-data-and-reports/system-balancing-reports |
| Forecast Volumes and Costs | https://www.neso.energy/industry-information/industry-data-and-reports/forecast-volumes-and-costs |