

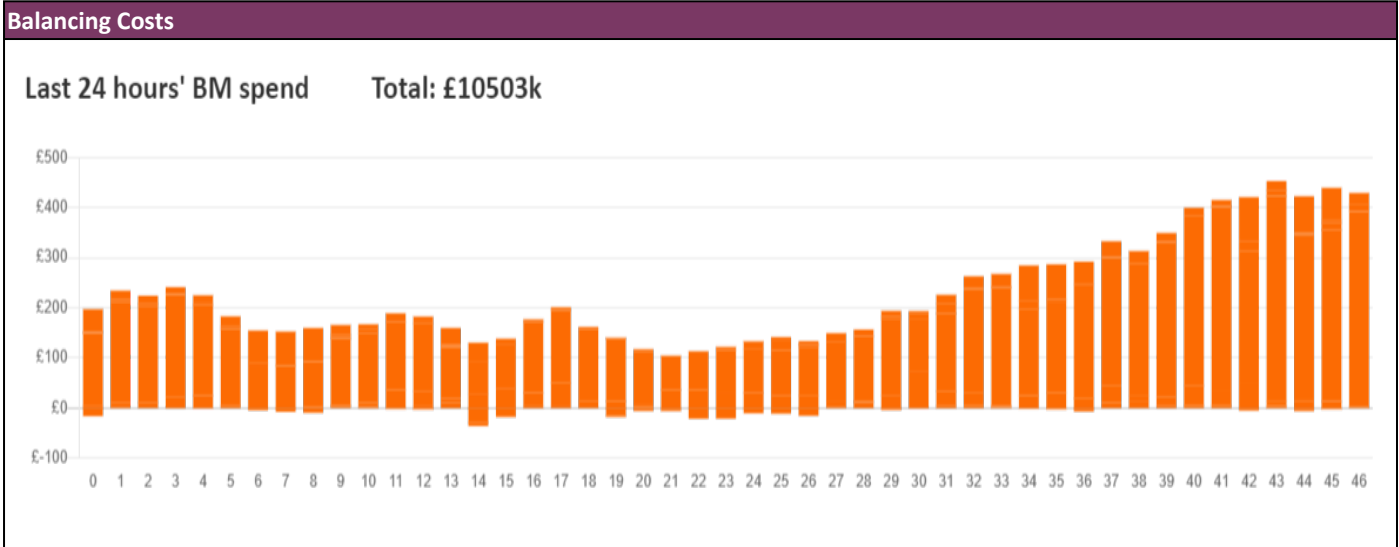
**NESO**  
**National Electricity**  
**Transmission**  
**System**  
Status report



NESO National Electricity Transmission System Status Report  
Sunday 01 December 2024

Today's High Level Risk Status Forecast for the next 24h			
General Status		Voltage	
Demand		System Inertia	
System Margins		Weather	
Generation		Transmission	
Active Constraints			
<a href="#">System Warning</a>			

<a href="#">Today's Minimum De-Rated Margin</a>	14,856 MW (SP 34)	
Current BMU Largest Loss Risk	Generation	1300 MW
	Demand	1050 MW



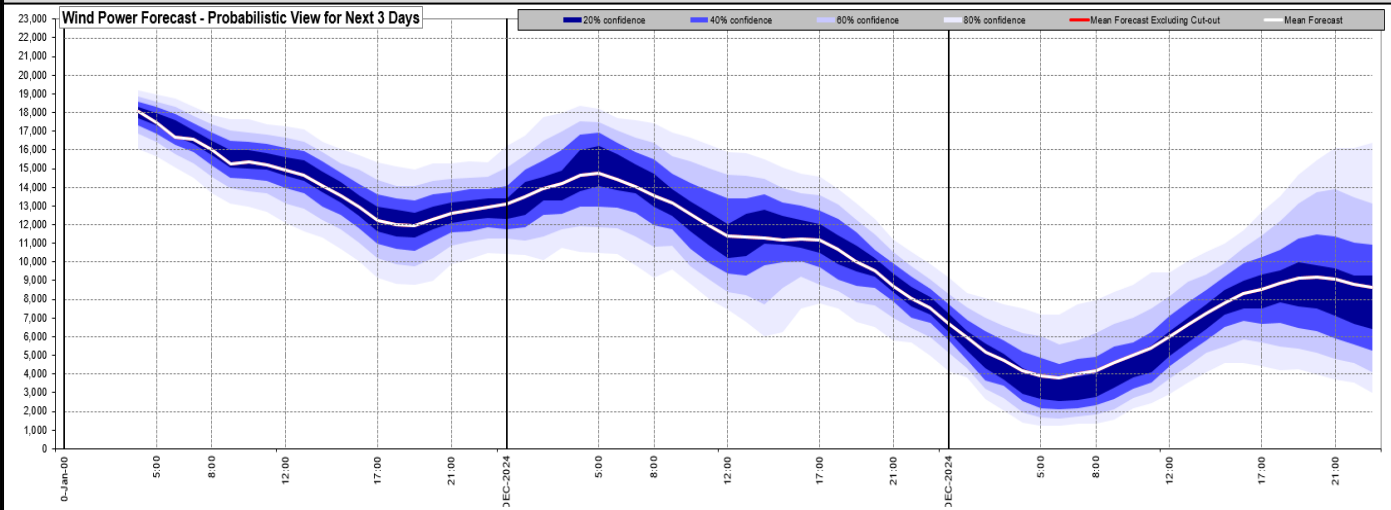
**Yesterday's Market Summary**

<a href="#">Cash Out Price (Max)</a>	£135/MWh (SP 33)
<a href="#">Cash Out Price (Min)</a>	£57.35/MWh (SP 1)
<a href="#">Peak Demand Yesterday</a>	35,200 MW
<a href="#">Minimum Demand</a>	20,874 MW

**Interconnector Net Transfer Capacity (MWs)**

Today	Import	Export	Remarks
Netherlands (BritNed)	1000	1000	Fully Available
France (IFA)	2000	2000	Fully Available
Belgium (Nemo)	1000	1000	Fully Available
Ireland (EWIC)	500	500	Fully Available
France (ElecLink)	0	0	Outage
Northern Ireland (MOYLE)	450	450	Fully Available
Norway (NSL)	700	700	Unplanned Outage
France (IFA2)	1000	1000	Fully Available
Viking Link	1430	1430	Fully Available
Ireland (GreenLink)	0	0	Not yet commissioned

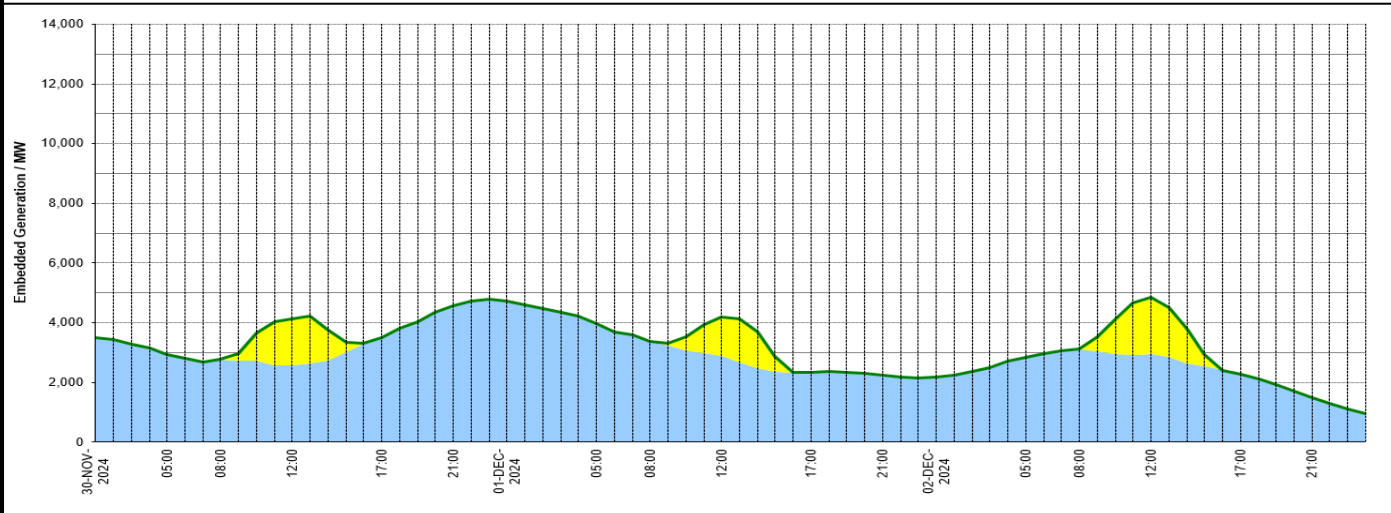
### Wind Power Forecast



### Expected embedded generation (MWs)

#### Embedded Generation Forecast

	30-NOV-2024					01-DEC-2024					02-DEC-2024						
	05:00	08:00	12:00	17:00	21:00	00:00	05:00	08:00	12:00	17:00	21:00	00:00	05:00	08:00	12:00	17:00	21:00
Solar (MW)	0	0	1541	0	0	0	0	0	1300	0	0	0	0	21	1890	0	0
Wind (MW)	2944	2772	2577	3496	4561	4732	3960	3362	2881	2340	2236	2170	2852	3112	2961	2275	1500
STOR (MW)	0	0	0	0	0	0	0	0	0	0	0	0	0	0	0	0	0
<b>Total (MW)</b>	<b>2944</b>	<b>2772</b>	<b>4118</b>	<b>3496</b>	<b>4561</b>	<b>4732</b>	<b>3960</b>	<b>3362</b>	<b>4181</b>	<b>2340</b>	<b>2236</b>	<b>2170</b>	<b>2852</b>	<b>3133</b>	<b>4851</b>	<b>2275</b>	<b>1500</b>



Weather	Source	Commentary
Latest forecast (Summary)	<a href="#">Met Office</a> <a href="#">SEPA</a> <a href="#">Natural Resources Wales</a>	<b>Today:</b> A widely cloudy day with scattered showers spreading slowly eastwards. Some heavy outbreaks at times, especially in the west, broken up with drier, brighter interludes as well. Breezy for all, particularly so in the north, and staying mild. <b>Tonight:</b> Clear spells and scattered showers this evening, then turning more widely cloudy as a band of persistent rain arrives from the west. Colder, with wintry showers in the north.
General Weather Concerns e.g. wind, rain, snow, flooding, GB Weather Warnings	<a href="#">Met Office</a> <a href="#">Weather Warnings</a> <a href="#">SEPA</a> <a href="#">Natural Resources Wales</a>	<b>UK Weather Warnings</b> No weather warnings are in force for the UK <b>Flood Warnings</b> 0 severe flood warning, 27 flood warnings and 71 flood alerts issued for England. 0 severe flood warning, 0 flood warnings and 0 flood alerts issued for Scotland. 0 severe flood warning, 0 flood warnings and 0 flood alerts issued for Wales.

Contains public sector information licensed under the Open Government Licence v1.0

Further Information	
BM Reports	<a href="https://www.elexon.co.uk/data/kinnect-insights-solution/">https://www.elexon.co.uk/data/kinnect-insights-solution/</a>
System Balancing Reports	<a href="https://www.neso.energy/industry-information/industry-data-and-reports/system-balancing-reports">https://www.neso.energy/industry-information/industry-data-and-reports/system-balancing-reports</a>
Forecast Volumes and Costs	<a href="https://www.neso.energy/industry-information/industry-data-and-reports/forecast-volumes-and-costs">https://www.neso.energy/industry-information/industry-data-and-reports/forecast-volumes-and-costs</a>