

NESO
National Electricity
Transmission
System
Status report

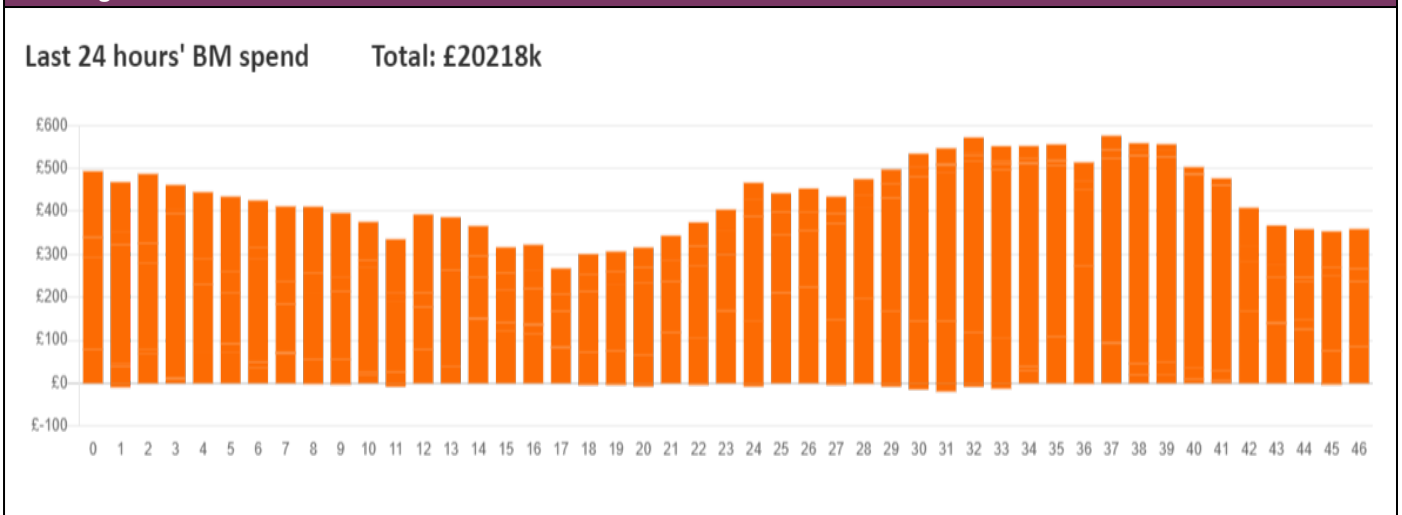


NESO National Electricity Transmission System Status Report
Monday 25 November 2024

Today's High Level Risk Status Forecast for the next 24h			
General Status		Voltage	
Demand		System Inertia	
System Margins		Weather	
Generation		Transmission	
Active Constraints			
System Warning			

Today's Minimum De-Rated Margin	17,765 MW (SP 36)	
Current BMU Largest Loss Risk	Generation	1500 MW
	Demand	560 MW

Balancing Costs



Yesterday's Market Summary

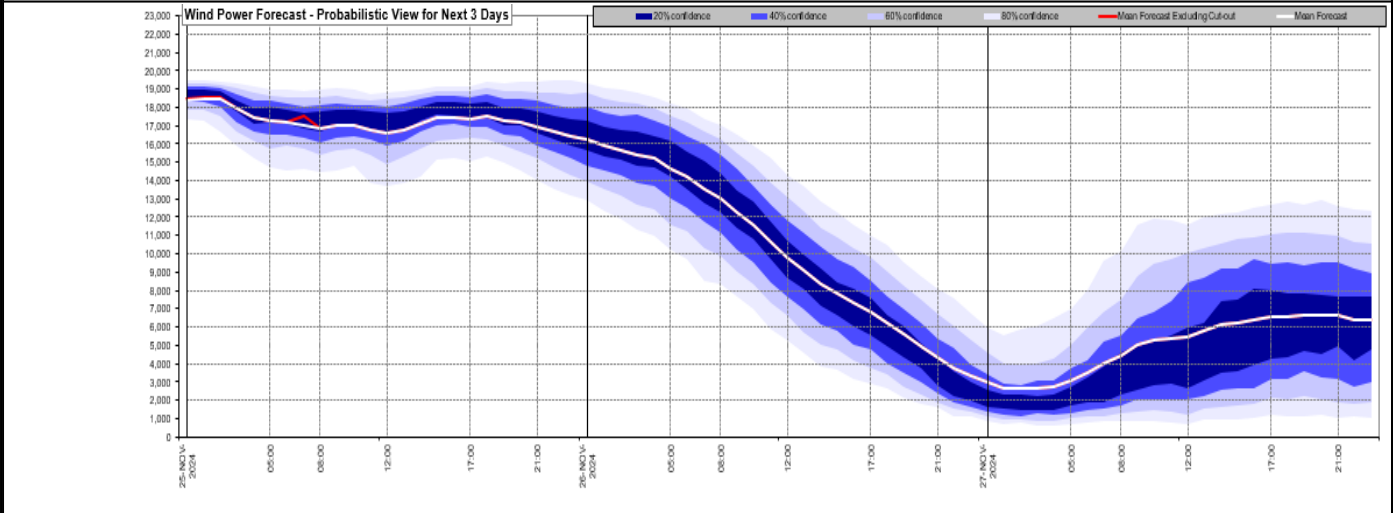
Cash Out Price (Max)	£135.00 /MWh (SP 35)
Cash Out Price (Min)	£-26.63 /MWh (SP 46)
Peak Demand Yesterday	35,228 MW
Minimum Demand	23,683 MW

Interconnector

Net Transfer Capacity (MWs)

Today	Import	Export	Remarks
Netherlands (BritNed)	1000	1000	Fully Available
France (IFA)	1000	1000	Planned outage
Belgium (Nemo)	1000	1000	Fully Available
Ireland (EWIC)	500	500	Fully Available
France (ElecLink)	0	0	Outage
Northern Ireland (MOYLE)	450	450	Fully Available
Norway (NSL)	700	700	Unplanned Outage
France (IFA2)	1000	1000	Fully Available
Viking Link	1430	1430	Fully Available
Ireland (GreenLink)	0	0	Not yet commissioned

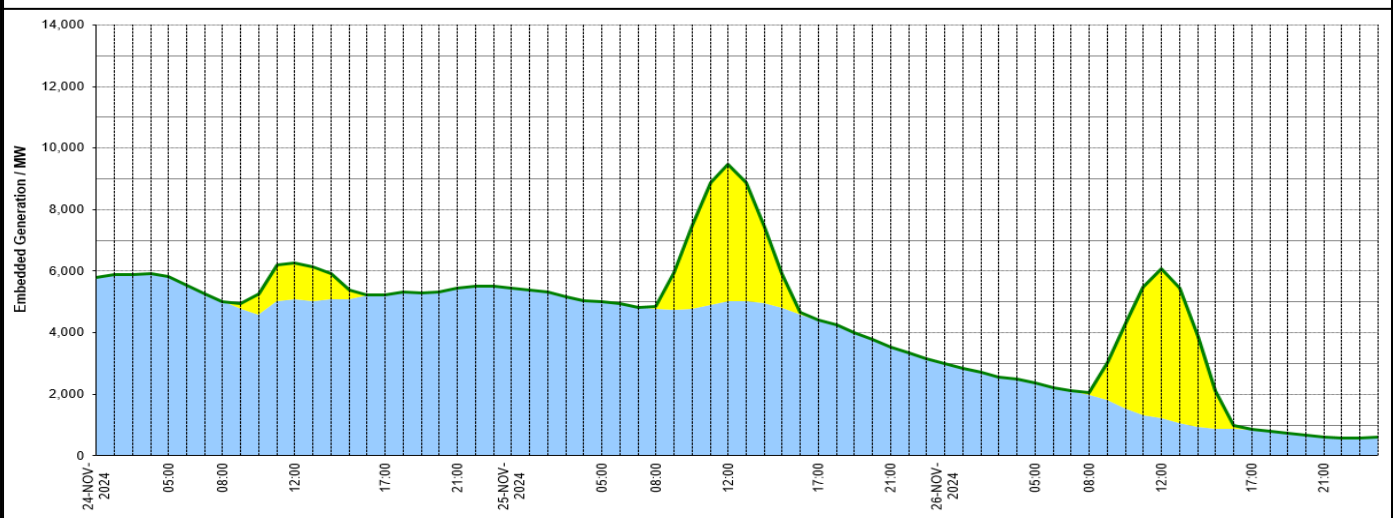
Wind Power Forecast



Expected embedded generation (MWs)

Embedded Generation Forecast

	24-NOV-2024					25-NOV-2024					26-NOV-2024						
	05:00	08:00	12:00	17:00	21:00	00:00	05:00	08:00	12:00	17:00	21:00	00:00	05:00	08:00	12:00	17:00	21:00
Solar (MW)	0	0	1183	0	0	0	0	72	4464	0	0	0	0	76	4874	0	0
Wind (MW)	5811	5014	5083	5229	5436	5434	4996	4769	5020	4408	3537	3006	2371	1986	1211	859	625
STOR (MW)	0	0	0	0	0	0	0	0	0	0	0	0	0	0	0	0	0
Total (MW)	5811	5014	6266	5229	5436	5434	4996	4841	9484	4408	3537	3006	2371	2062	6085	859	625



Weather	Source	Commentary
Latest forecast (Summary)	Met Office SEPA Natural Resources Wales	<p>Today: Early cloud and rain in the far southeast clearing with sunshine and showers following. Showers most frequent in the north, with some longer spells of rain developing here. Windy with coastal gales in the north. Temperatures around average.</p> <p>Tonight: Clear spells and further rain or showers across northern and western areas overnight. Largely dry elsewhere with the odd fog patch possible. Winds easing away from the far north.</p>
General Weather Concerns e.g. wind, rain, snow, flooding, GB Weather Warnings	Met Office Weather Warnings SEPA Natural Resources Wales	<p>UK Weather Warnings Yellow warning of wind Areas affected: Central, Tayside & Fife Grampian Highlands & Eilean Siar SW Scotland, Lothian Borders Strathclyde</p> <p>ACTIVE Started at: 00:00 GMT on Mon 25 November</p> <p>Ends: 10:00 GMT on Mon 25 November</p> <p>A further spell of very strong winds associated with Storm Bert may bring some disruption to travel during the first part of Monday.</p>

Weather	Source	Commentary
		<ul style="list-style-type: none"> - Some delays to road, rail, air and ferry transport are likely - Probably some bus and train services affected, with some journeys taking longer - Delays for high-sided vehicles on exposed routes and bridges likely - Some short term loss of power and other services is possible - It's likely that some coastal routes, sea fronts and coastal communities will be affected by spray and/or large waves <p>Issued at: 19:25 GMT on Sun 24 November</p> <p>Flood Warnings</p> <p>1 severe flood warning, 161 flood warnings and 213 flood alerts issued for England.</p> <p>4 flood warning and 0 flood alerts issued for Scotland.</p> <p>2 severe flood warning, 22 flood warnings and 36 flood alerts issued for Wales.</p>

Contains public sector information licensed under the Open Government Licence v1.0

Further Information	
BM Reports	https://www.bmreports.com
System Balancing Reports	https://www.neso.energy/industry-information/industry-data-and-reports/system-balancing-reports
Forecast Volumes and Costs	https://www.neso.energy/industry-information/industry-data-and-reports/forecast-volumes-and-costs