

**NESO**  
**National Electricity**  
**Transmission**  
**System**  
Status report

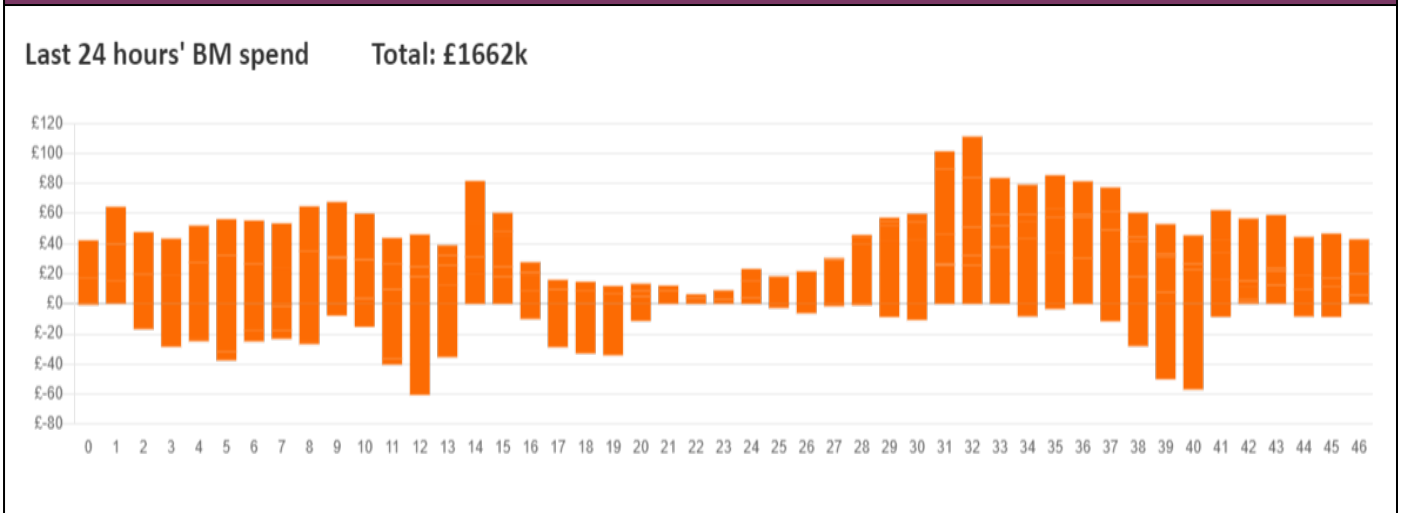


NESO National Electricity Transmission System Status Report  
Friday 15 November 2024

Today's High Level Risk Status Forecast for the next 24h			
General Status		Voltage	
Demand		System Inertia	
System Margins		Weather	
Generation		Transmission	
Active Constraints			
<a href="#">System Warning</a>			

<a href="#">Today's Minimum De-Rated Margin</a>	10,769 MW (SP 34)	
Current BMU Largest Loss Risk	Generation	1500 MW
	Demand	1150 MW

Balancing Costs



Yesterday's Market Summary

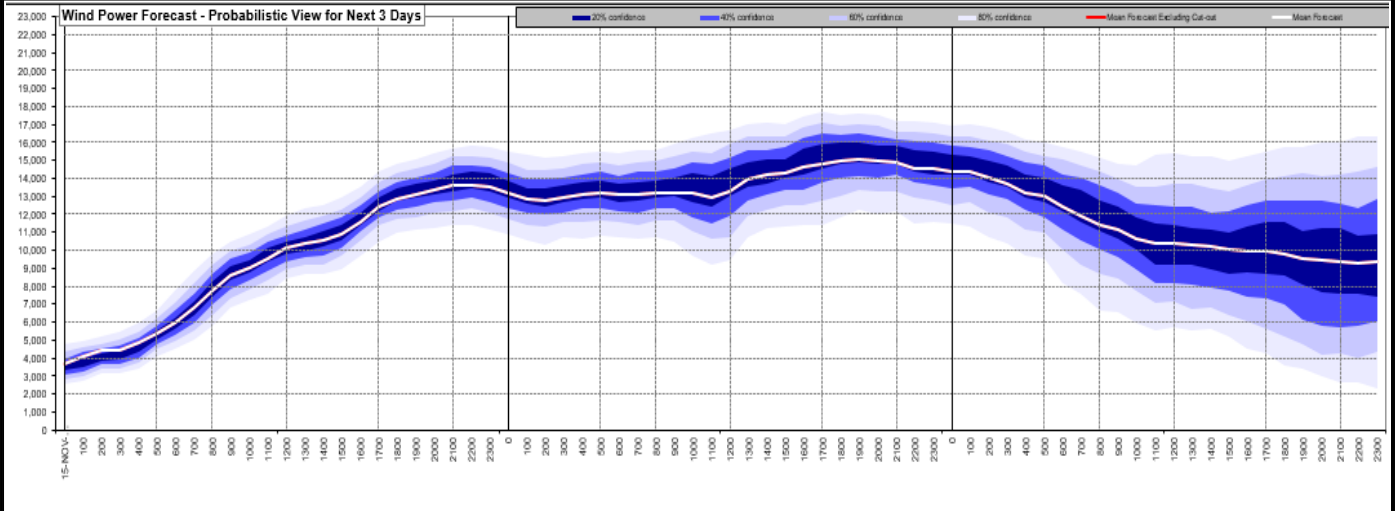
<a href="#">Cash Out Price (Max)</a>	£138.37 /MWh (SP 33&34)
<a href="#">Cash Out Price (Min)</a>	£47.89 /MWh (SP 8)
<a href="#">Peak Demand Yesterday</a>	39,216 MW
<a href="#">Minimum Demand</a>	22,043 MW

Interconnector

Net Transfer Capacity (MWs)

Today	Import	Export	Remarks
Netherlands (BritNed)	1000	1000	Fully Available
France (IFA)	2000	2000	Fully Available
Belgium (Nemo)	1000	1000	Fully Available
Ireland (EWIC)	500	500	Fully Available
France (ElecLink)	0	0	On Outage
Northern Ireland (MOYLE)	450	450	Fully Available
Norway (NSL)	1400	1400	Fully Available
France (IFA2)	500	500	Partially Available
Viking Link	1430	1430	Fully Available
Ireland (GreenLink)	0	0	Not yet commissioned

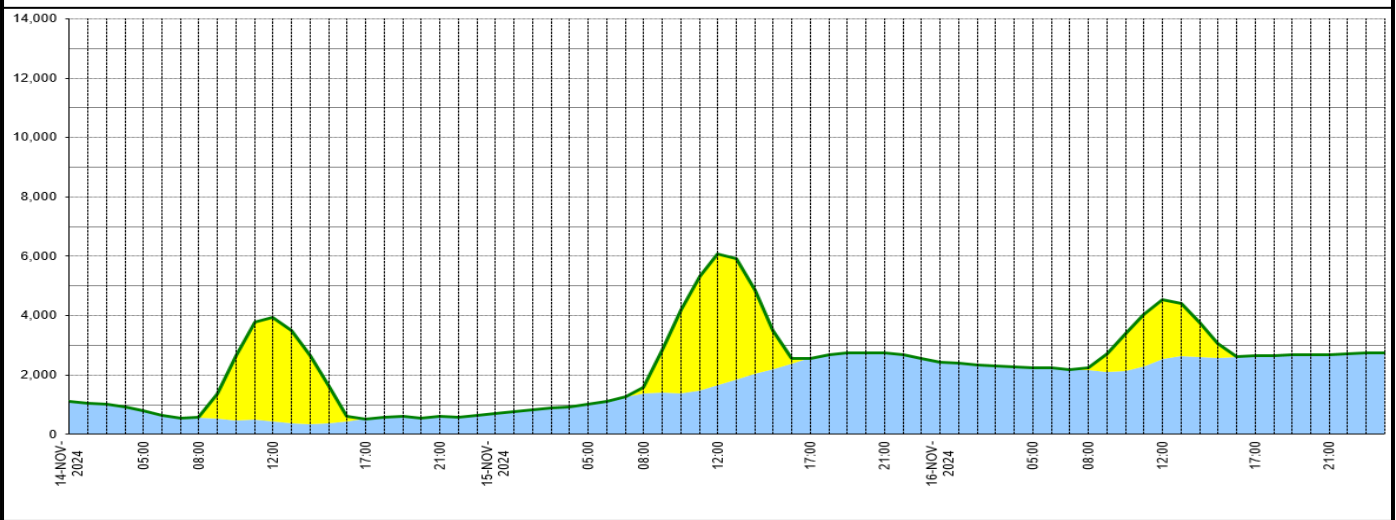
### Wind Power Forecast



### Expected embedded generation (MWs)

#### Embedded Generation Forecast

	14-NOV-2024					15-NOV-2024					16-NOV-2024						
	05:00	08:00	12:00	17:00	21:00	00:00	05:00	08:00	12:00	17:00	21:00	00:00	05:00	08:00	12:00	17:00	21:00
Solar (MW)	0	18	3506	0	0	0	0	217	4420	0	0	0	0	92	2000	0	0
Wind (MW)	785	573	439	527	615	720	1009	1370	1658	2574	2742	2444	2255	2155	2535	2655	2686
STOR (MW)	0	0	0	0	0	0	0	0	0	0	0	0	0	0	0	0	0
<b>Total (MW)</b>	<b>785</b>	<b>591</b>	<b>3945</b>	<b>527</b>	<b>615</b>	<b>720</b>	<b>1009</b>	<b>1587</b>	<b>6078</b>	<b>2574</b>	<b>2742</b>	<b>2444</b>	<b>2255</b>	<b>2247</b>	<b>4535</b>	<b>2655</b>	<b>2686</b>



Weather	Source	Commentary
Latest forecast (Summary)	<a href="#">Met Office</a> <a href="#">SEPA</a> <a href="#">Natural Resources Wales</a>	<p><b>Today:</b>                      Much of Scotland, Northern Ireland and northern England will have a largely cloudy day, with the risk of rain in the west. Drier and brighter for the rest of England and Wales, with sunny spells. Temperatures a little above average.</p> <p><b>Tonight:</b>                      Cloud and patchy rain will move southwards across Scotland, Northern Ireland and into northern England. Showers following, these wintry over the hills. Clear spells further south, with a patchy frost.</p>
General Weather Concerns e.g. wind, rain, snow, flooding, GB Weather Warnings	<a href="#">Met Office</a> <a href="#">Weather Warnings</a> <a href="#">SEPA</a> <a href="#">Natural Resources Wales</a>	<p><b>UK Weather Warnings</b>                      No weather warnings are in force for the UK</p> <p><b>Flood Warnings</b>                      0 flood warnings and 0 flood alerts issued for England.                      0 flood warning and 0 flood alerts issued for Scotland.                      0 flood warnings and 0 flood alerts issued for Wales.</p>

Contains public sector information licensed under the Open Government Licence v1.0

Further Information	
BM Reports	<a href="https://www.bmreports.com">https://www.bmreports.com</a>
System Balancing Reports	<a href="https://www.neso.energy/industry-information/industry-data-and-reports/system-balancing-reports">https://www.neso.energy/industry-information/industry-data-and-reports/system-balancing-reports</a>
Forecast Volumes and Costs	<a href="https://www.neso.energy/industry-information/industry-data-and-reports/forecast-volumes-and-costs">https://www.neso.energy/industry-information/industry-data-and-reports/forecast-volumes-and-costs</a>