

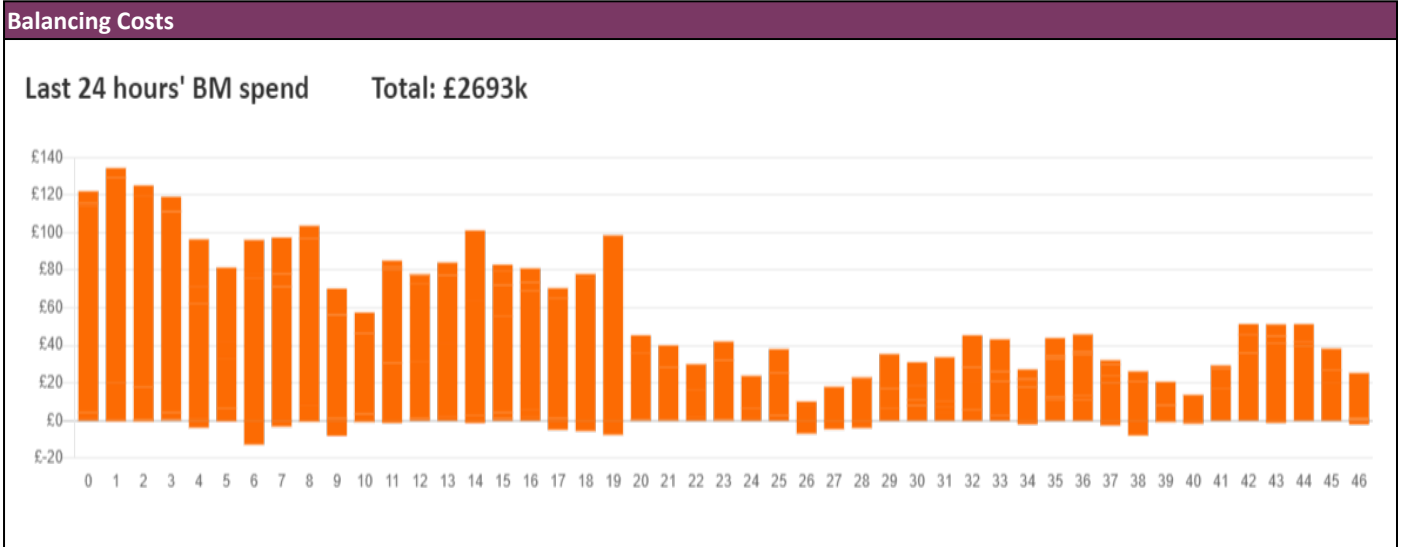
**NESO**  
**National Electricity**  
**Transmission**  
**System**  
Status report



NESO National Electricity Transmission System Status Report  
Tuesday 12 November 2024

Today's High Level Risk Status Forecast for the next 24h			
General Status		Voltage	
Demand		System Inertia	
System Margins		Weather	
Generation		Transmission	
Active Constraints			
<a href="#">System Warning</a>			

<a href="#">Today's Minimum De-Rated Margin</a>	5,912 MW (SP 36)	
Current BMU Largest Loss Risk	Generation	1500 MW
	Demand	1150 MW



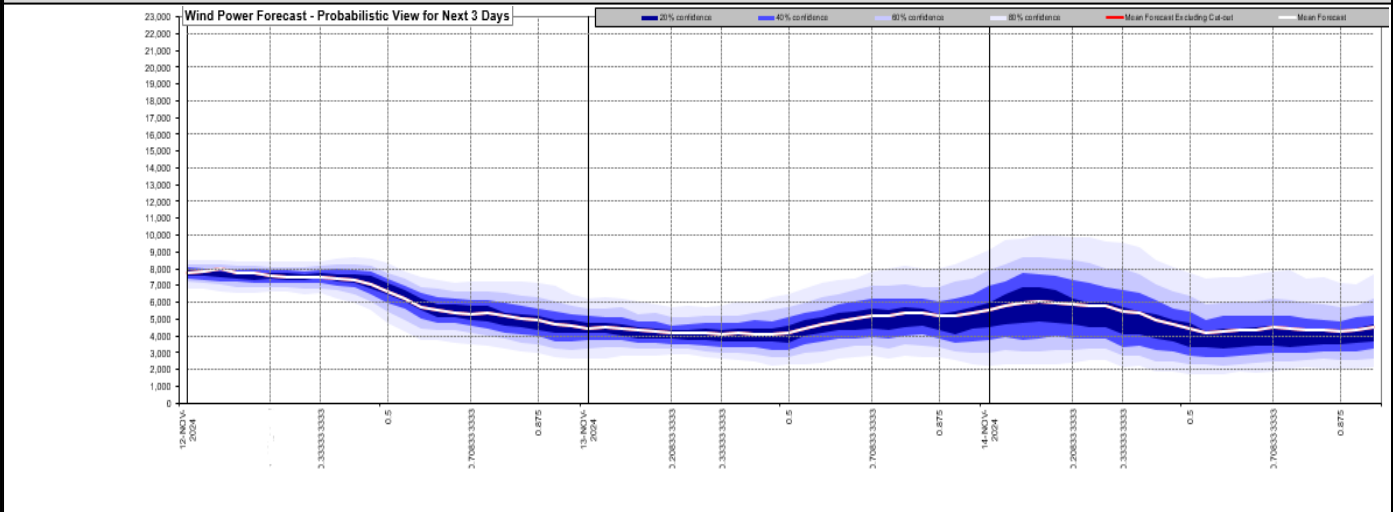
**Yesterday's Market Summary**

<a href="#">Cash Out Price (Max)</a>	£141.47 /MWh (SP 35)
<a href="#">Cash Out Price (Min)</a>	£4.99 /MWh (SP 7)
<a href="#">Peak Demand Yesterday</a>	40,976 MW
<a href="#">Minimum Demand</a>	23,795 MW

**Interconnector Net Transfer Capacity (MWs)**

Today	Import	Export	Remarks
Netherlands (BritNed)	1000	1000	Fully Available
France (IFA)	2000	2000	Fully Available
Belgium (Nemo)	1000	1000	Fully Available
Ireland (EWIC)	500	500	Fully Available
France (ElecLink)	0	0	On Outage
Northern Ireland (MOYLE)	450	450	Fully Available
Norway (NSL)	1400	1400	Fully Available
France (IFA2)	500	500	Partially Available
Viking Link	1430	1430	Fully Available
Ireland (GreenLink)	0	0	Not yet commissioned

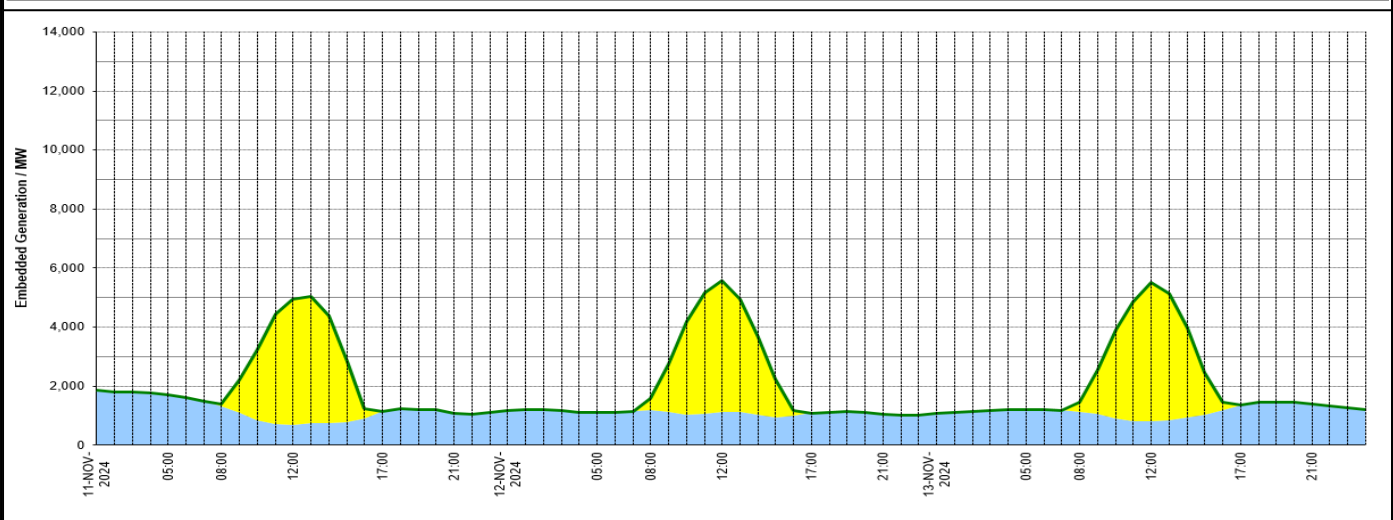
### Wind Power Forecast



### Expected embedded generation (MWs)

#### Embedded Generation Forecast

	11-NOV-2024					12-NOV-2024					13-NOV-2024						
	05:00	08:00	12:00	17:00	21:00	00:00	05:00	08:00	12:00	17:00	21:00	00:00	05:00	08:00	12:00	17:00	21:00
Solar (MW)	0	85	4239	0	0	0	0	396	4429	0	0	0	0	314	4706	0	0
Wind (MW)	1704	1315	702	1158	1090	1165	1113	1177	1135	1082	1051	1068	1207	1144	811	1363	1387
STOR (MW)	0	0	0	0	0	0	0	0	0	0	0	0	0	0	0	0	0
<b>Total (MW)</b>	<b>1704</b>	<b>1400</b>	<b>4941</b>	<b>1158</b>	<b>1090</b>	<b>1165</b>	<b>1113</b>	<b>1573</b>	<b>5564</b>	<b>1082</b>	<b>1051</b>	<b>1068</b>	<b>1207</b>	<b>1458</b>	<b>5517</b>	<b>1363</b>	<b>1387</b>



Weather	Source	Commentary
Latest forecast (Summary)	<a href="#">Met Office</a> <a href="#">SEPA</a> <a href="#">Natural Resources Wales</a>	<p><b>Today:</b> Fog slow to clear in Northern Ireland, and feeling cold here. Dry and bright elsewhere with sunny spells, best of the sunshine across Scotland. Cloudier in the far southeast with blustery showers through the day.</p> <p><b>Tonight:</b> Remains blustery in the southeast and turning cloudy with drizzle across the northwest. Elsewhere clear spells leading to mist and fog, thick in places, and frosty conditions for many.</p>
General Weather Concerns e.g. wind, rain, snow, flooding, GB Weather Warnings	<a href="#">Met Office</a> <a href="#">Weather Warnings</a> <a href="#">SEPA</a> <a href="#">Natural Resources Wales</a>	<p><b>UK Weather Warnings</b> No weather warnings are in force for the UK</p> <p><b>Flood Warnings</b> 0 flood warnings and 0 flood alerts issued for England.</p> <p>0 flood warning and 0 flood alerts issued for Scotland.</p> <p>0 flood warnings and 0 flood alerts issued for Wales.</p>

Contains public sector information licensed under the Open Government Licence v1.0

Further Information	
BM Reports	<a href="https://www.bmreports.com">https://www.bmreports.com</a>
System Balancing Reports	<a href="https://www.neso.energy/industry-information/industry-data-and-reports/system-balancing-reports">https://www.neso.energy/industry-information/industry-data-and-reports/system-balancing-reports</a>
Forecast Volumes and Costs	<a href="https://www.neso.energy/industry-information/industry-data-and-reports/forecast-volumes-and-costs">https://www.neso.energy/industry-information/industry-data-and-reports/forecast-volumes-and-costs</a>