

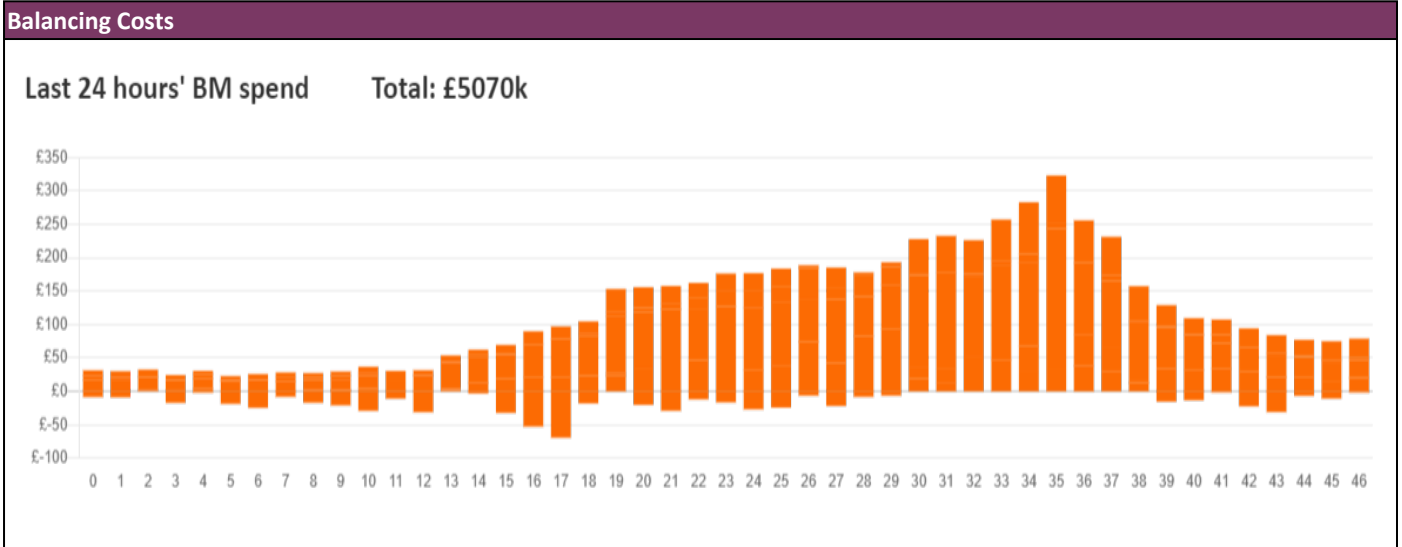
**NESO**  
**National Electricity**  
**Transmission**  
**System**  
Status report



NESO National Electricity Transmission System Status Report  
Friday 08 November 2024

Today's High Level Risk Status Forecast for the next 24h			
General Status		Voltage	
Demand		System Inertia	
System Margins		Weather	
Generation		Transmission	
Active Constraints			
<a href="#">System Warning</a>			

<a href="#">Today's Minimum De-Rated Margin</a>	5,565 MW (SP 35)	
Current BMU Largest Loss Risk	Generation	1300 MW
	Demand	950 MW



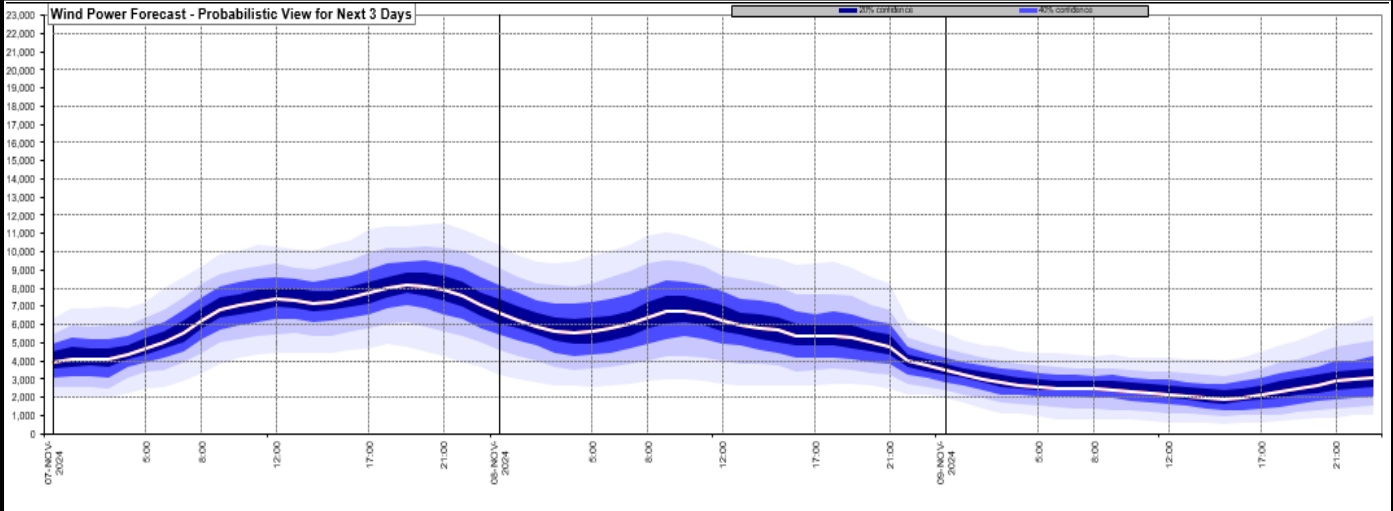
**Yesterday's Market Summary**

<a href="#">Cash Out Price (Max)</a>	142.71 £/MWh (SP 36)
<a href="#">Cash Out Price (Min)</a>	41 £/MWh (SP 13)
<a href="#">Peak Demand Yesterday</a>	40,237 MW
<a href="#">Minimum Demand</a>	21,046 MW

**Interconnector Net Transfer Capacity (MWs)**

Today	Import	Export	Remarks
Netherlands (BritNed)	1000	1000	Fully Available
France (IFA)	2000	2000	Fully Available
Belgium (Nemo)	1000	1000	Fully Available
Ireland (EWIC)	500	500	Fully Available
France (ElecLink)	0	0	Unplanned Outage
Northern Ireland (MOYLE)	450	450	Fully Available
Norway (NSL)	1400	1400	Fully Available
France (IFA2)	0	0	Unplanned Outage
Viking Link	0	0	Planned Outage
Ireland (GreenLink)	0	0	Not yet commissioned

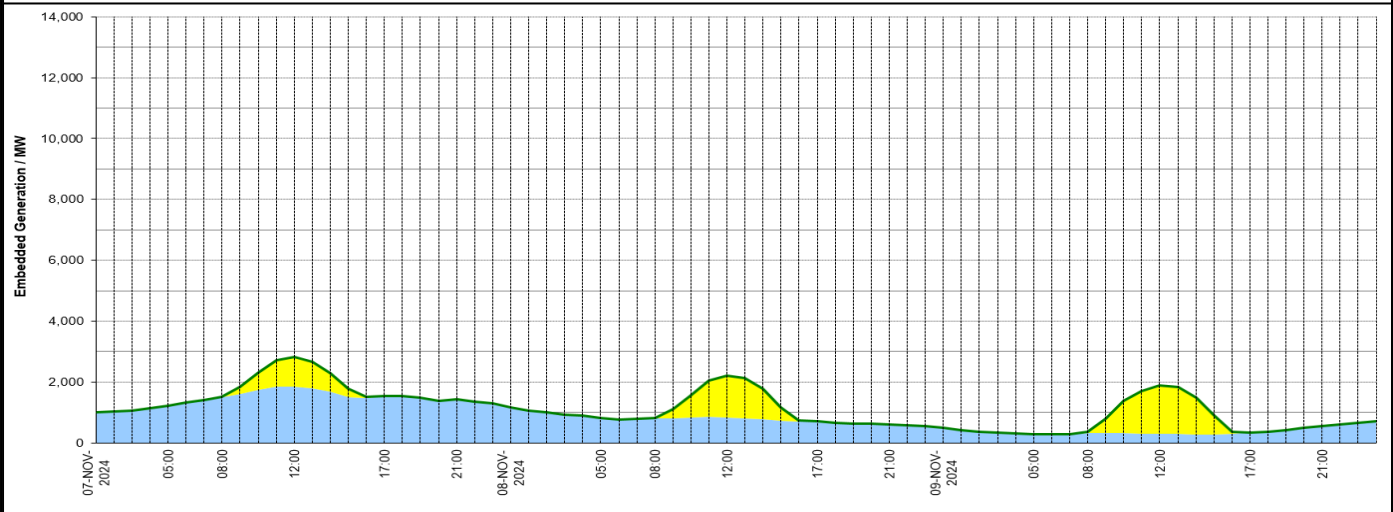
### Wind Power Forecast



### Expected embedded generation (MWs)

#### Embedded Generation Forecast

Embedded Generation Estimates													Last run: 08-Nov-2024 04:32:06				
	07-NOV-2024					08-NOV-2024					09-NOV-2024						
	05:00	08:00	12:00	17:00	21:00	00:00	05:00	08:00	12:00	17:00	21:00	00:00	05:00	08:00	12:00	17:00	21:00
Solar (MW)	0	9	975	0	0	0	0	18	1372	0	0	0	0	61	1599	0	0
Wind (MW)	1225	1496	1860	1546	1438	1168	815	807	843	703	620	496	295	317	303	344	549
STOR (MW)	0	0	0	0	0	0	0	0	0	0	0	0	0	0	0	0	0
<b>Total (MW)</b>	<b>1225</b>	<b>1505</b>	<b>2835</b>	<b>1546</b>	<b>1438</b>	<b>1168</b>	<b>815</b>	<b>825</b>	<b>2215</b>	<b>703</b>	<b>620</b>	<b>496</b>	<b>295</b>	<b>378</b>	<b>1902</b>	<b>344</b>	<b>549</b>



Weather	Source	Commentary
Latest forecast (Summary)	<a href="#">Met Office</a> <a href="#">SEPA</a> <a href="#">Natural Resources Wales</a>	<p><b>Today:</b> Most areas will have a dry but cloudy and cool day, with hill fog in places. It will be breezy in the west, with patchy drizzle most likely here too. Northern Scotland will see some sunshine. Local brighter breaks elsewhere.</p> <p><b>Tonight:</b> Remaining cloudy in most areas with hill fog and patchy light rain or drizzle. Northern Scotland will hold onto the best of the cloud breaks, with a patchy frost forming.</p>
General Weather Concerns e.g. wind, rain, snow, flooding, GB Weather Warnings	<a href="#">Met Office</a> <a href="#">Weather Warnings</a> <a href="#">SEPA</a> <a href="#">Natural Resources Wales</a>	<p><b>UK Weather Warnings</b> No weather warnings are in force for the UK</p> <p><b>Flood Warnings</b> 0 flood warnings and 0 flood alerts issued for England.</p> <p>0 flood warning and 0 flood alerts issued for Scotland.</p>

Weather	Source	Commentary
		0 flood warnings and 0 flood alerts issued for Wales.

*Contains public sector information licensed under the Open Government Licence v1.0*

Further Information	
BM Reports	<a href="https://www.bmreports.com">https://www.bmreports.com</a>
System Balancing Reports	<a href="https://www.neso.energy/industry-information/industry-data-and-reports/system-balancing-reports">https://www.neso.energy/industry-information/industry-data-and-reports/system-balancing-reports</a>
Forecast Volumes and Costs	<a href="https://www.neso.energy/industry-information/industry-data-and-reports/forecast-volumes-and-costs">https://www.neso.energy/industry-information/industry-data-and-reports/forecast-volumes-and-costs</a>