

**NESO**  
**National Electricity**  
**Transmission**  
**System**  
Status report

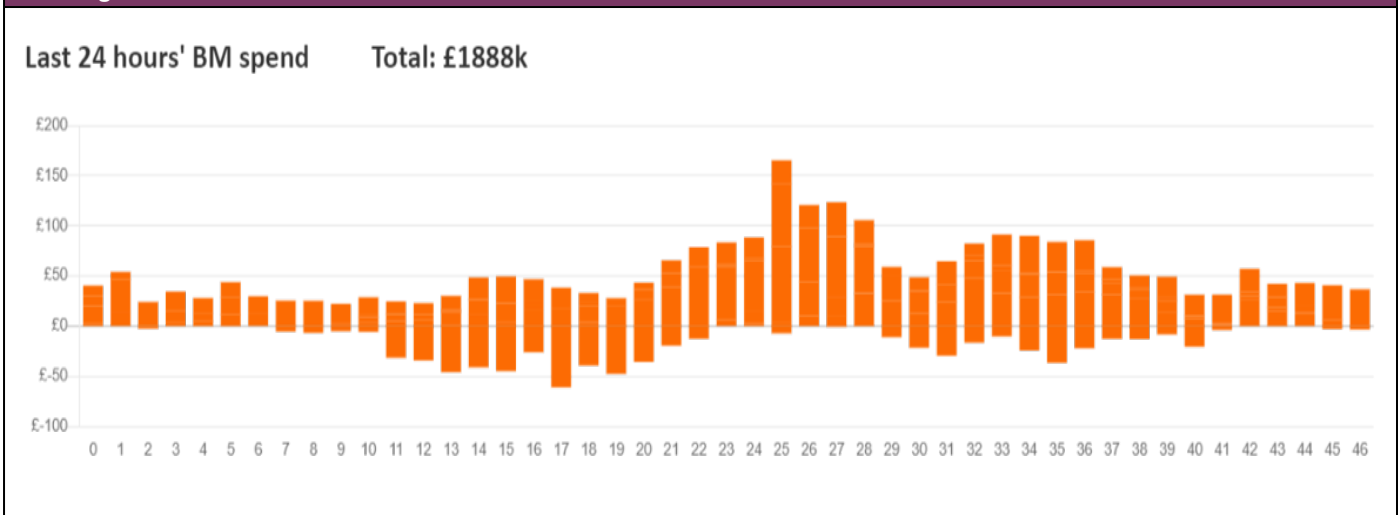


NESO National Electricity Transmission System Status Report  
Wednesday 30 October 2024

Today's High Level Risk Status Forecast for the next 24h			
General Status		Voltage	
Demand		System Inertia	
System Margins		Weather	
Generation		Transmission	
Active Constraints			
<a href="#">System Warning</a>			

<a href="#">Today's Minimum De-Rated Margin</a>	4701 MW (SP 34)	
Current BMU Largest Loss Risk	Generation	1500 MW
	Demand	1050 MW

Balancing Costs



Yesterday's Market Summary

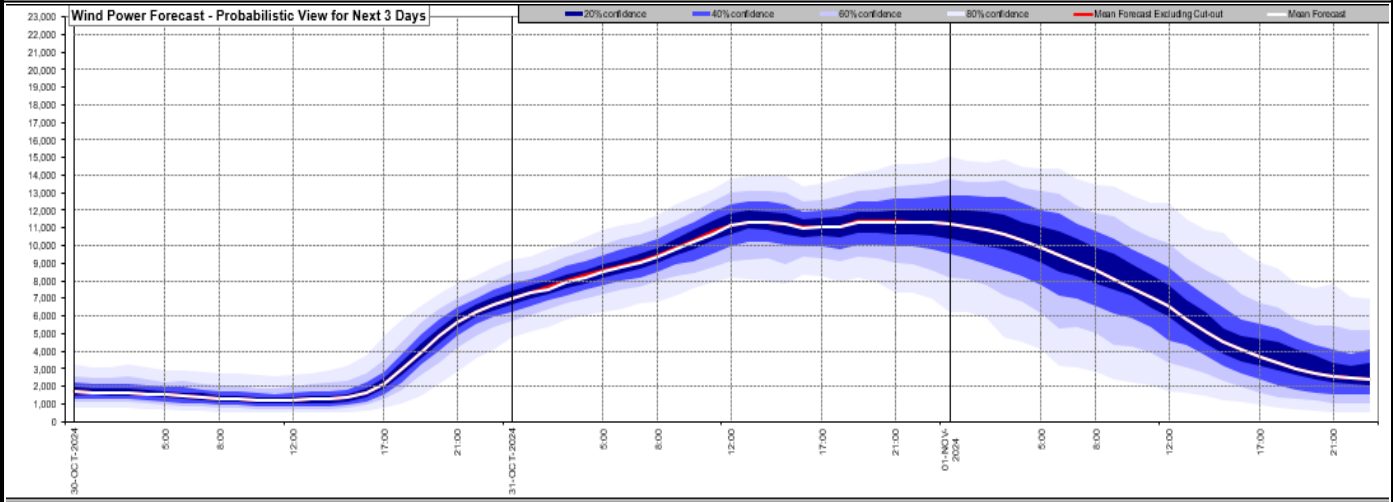
<a href="#">Cash Out Price (Max)</a>	134.75 £/MWh (SP 36)
<a href="#">Cash Out Price (Min)</a>	50 £/MWh (SP 20)
<a href="#">Peak Demand Yesterday</a>	36,833 MW
<a href="#">Minimum Demand</a>	20,700 MW

Interconnector

Net Transfer Capacity (MWs)

Today	Import	Export	Remarks
Netherlands (BritNed)	1000	1000	Fully Available
France (IFA)	2000	2000	Fully Available
Belgium (Nemo)	1000	1000	Fully Available
Ireland (EWIC)	500	500	Fully Available
France (ElecLink)	0	0	Unplanned Outage
Northern Ireland (MOYLE)	450	450	Fully Available
Norway (NSL)	1400	1400	Fully Available
France (IFA2)	0	0	Unplanned Outage
Viking Link	1400	1400	Fully Available
Ireland (GreenLink)	0	0	Not yet commissioned

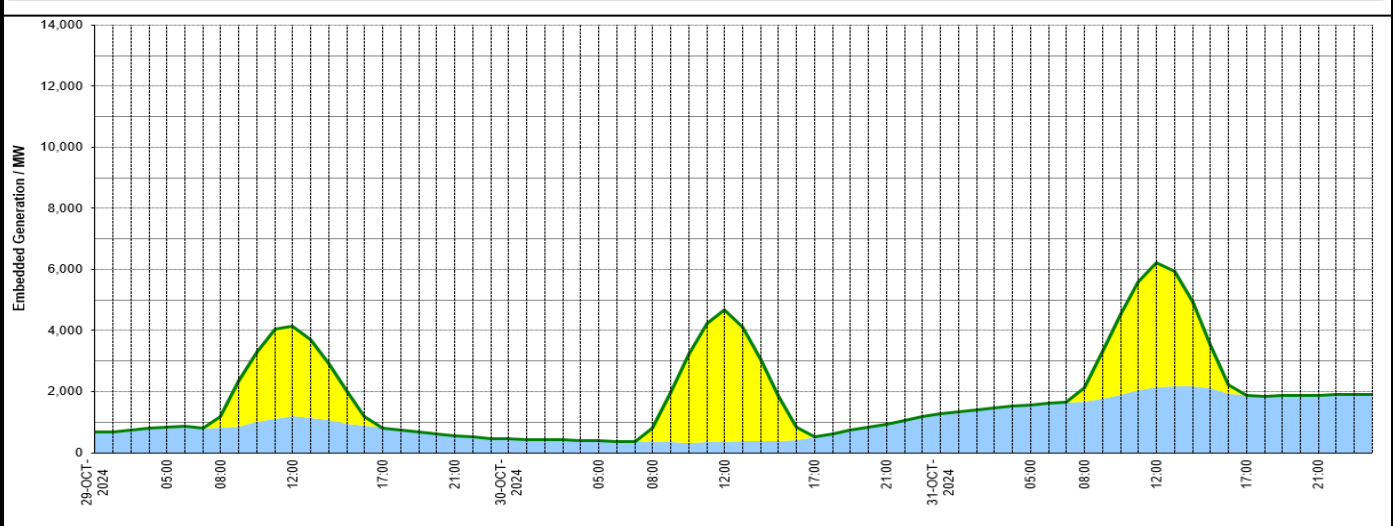
### Wind Power Forecast



### Expected embedded generation (MWs)

#### Embedded Generation Forecast

	29-OCT-2024					30-OCT-2024					31-OCT-2024						
	05:00	08:00	12:00	17:00	21:00	00:00	05:00	08:00	12:00	17:00	21:00	00:00	05:00	08:00	12:00	17:00	21:00
Solar (MW)	0	366	2942	0	0	0	0	459	4304	0	0	0	0	476	4077	0	0
Wind (MW)	829	812	1190	816	546	444	390	354	361	516	943	1265	1554	1659	2148	1890	1879
STOR (MW)	0	0	0	0	0	0	0	0	0	0	0	0	0	0	0	0	0
<b>Total (MW)</b>	<b>829</b>	<b>1178</b>	<b>4132</b>	<b>816</b>	<b>546</b>	<b>444</b>	<b>390</b>	<b>813</b>	<b>4665</b>	<b>516</b>	<b>943</b>	<b>1265</b>	<b>1554</b>	<b>2135</b>	<b>6225</b>	<b>1890</b>	<b>1879</b>



Weather	Source	Commentary
Latest forecast (Summary)	<a href="#">Met Office</a> <a href="#">SEPA</a> <a href="#">Natural Resources Wales</a>	<b>Today:</b> Another cloudy day after mist and fog clear through the morning in the south. Cloud lifting in places with some bright or sunny spells developing. Breezier in the north with a few light showers, but remaining mild throughout. <b>Tonight:</b> Rather cloudy, with some outbreaks of drizzle here and there. An increasing chance of some breaks developing in the cloud across the south with a risk of fog developing.
General Weather Concerns e.g. wind, rain, snow, flooding, GB Weather Warnings	<a href="#">Met Office</a> <a href="#">Weather Warnings</a> <a href="#">SEPA</a> <a href="#">Natural Resources Wales</a>	<b>UK Weather Warnings</b> No weather warnings are in force for the UK <b>Flood Warnings</b> 0 flood warnings and 7 flood alerts issued for England. 0 flood warning and 0 flood alerts issued for Scotland. 0 flood warnings and 0 flood alerts issued for Wales.

Contains public sector information licensed under the Open Government Licence v1.0

Further Information	
BM Reports	<a href="https://www.bmreports.com">https://www.bmreports.com</a>
System Balancing Reports	<a href="https://www.neso.energy/industry-information/industry-data-and-reports/system-balancing-reports">https://www.neso.energy/industry-information/industry-data-and-reports/system-balancing-reports</a>
Forecast Volumes and Costs	<a href="https://www.neso.energy/industry-information/industry-data-and-reports/forecast-volumes-and-costs">https://www.neso.energy/industry-information/industry-data-and-reports/forecast-volumes-and-costs</a>