

**NESO**  
**National Electricity**  
**Transmission**  
**System**  
Status report

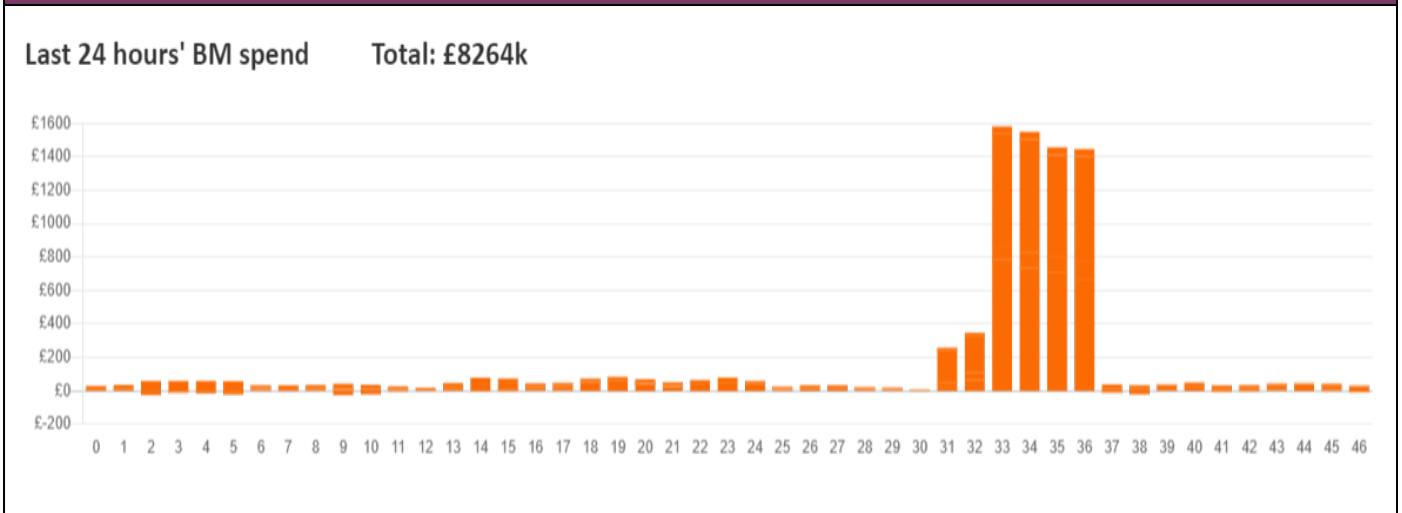


NESO National Electricity Transmission System Status Report  
Tuesday 15 October 2024

Today's High Level Risk Status Forecast for the next 24h			
General Status		Voltage	
Demand		System Inertia	
System Margins		Weather	
Generation		Transmission	
Active Constraints			
<a href="#">System Warning</a>			

<a href="#">Today's Minimum De-Rated Margin</a>	597MW (SP 38)	
Current BMU Largest Loss Risk	Generation	1300 MW
	Demand	1050 MW

Balancing Costs



Yesterday's Market Summary

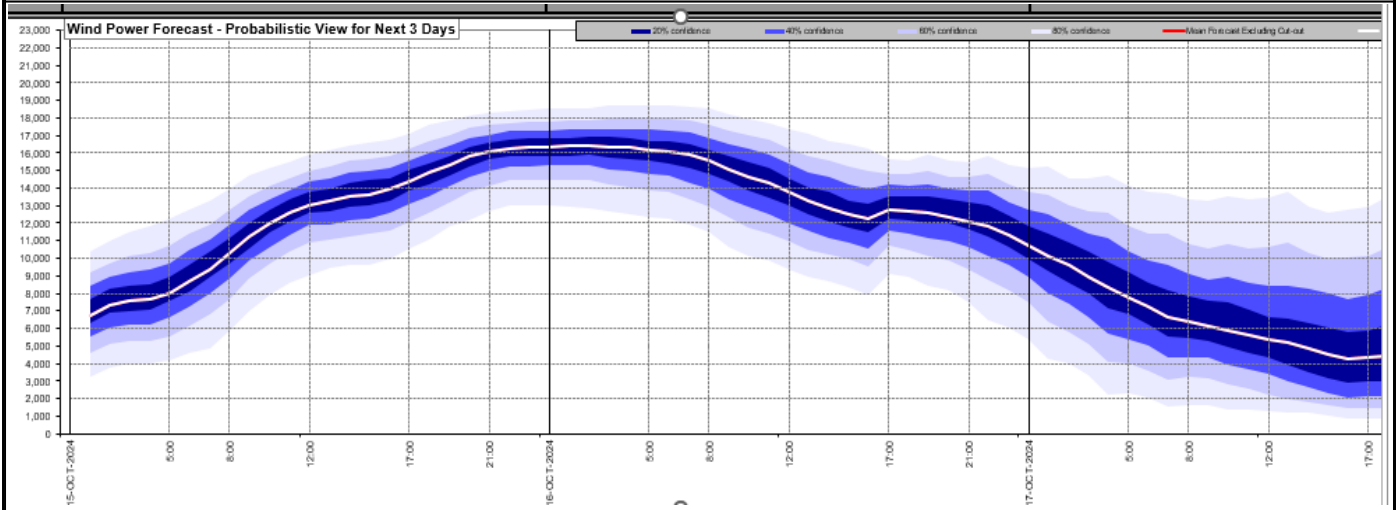
<a href="#">Cash Out Price (Max)</a>	£669 /MWh (SP 35)
<a href="#">Cash Out Price (Min)</a>	£0/MWh (SP 4-7)
<a href="#">Peak Demand Yesterday</a>	36,535 MW
<a href="#">Minimum Demand</a>	20,800 MW

Interconnector

Net Transfer Capacity (MWs)

Today	Import	Export	Remarks
Netherlands (BritNed)	1000	1000	Fully Available
France (IFA)	1000	1000	Partially Available - planned outage
Belgium (Nemo)	1000	1000	Fully Available
Ireland (EWIC)	500	500	Fully Available
France (ElecLink)	0	0	Unplanned Outage
Northern Ireland (MOYLE)	450	450	Fully Available
Norway (NSL)	1400	1400	Fully Available
France (IFA2)	0	0	Unplanned Outage
Viking Link	1400	1400	Fully Available
Ireland (GreenLink)	0	0	Not yet commissioned

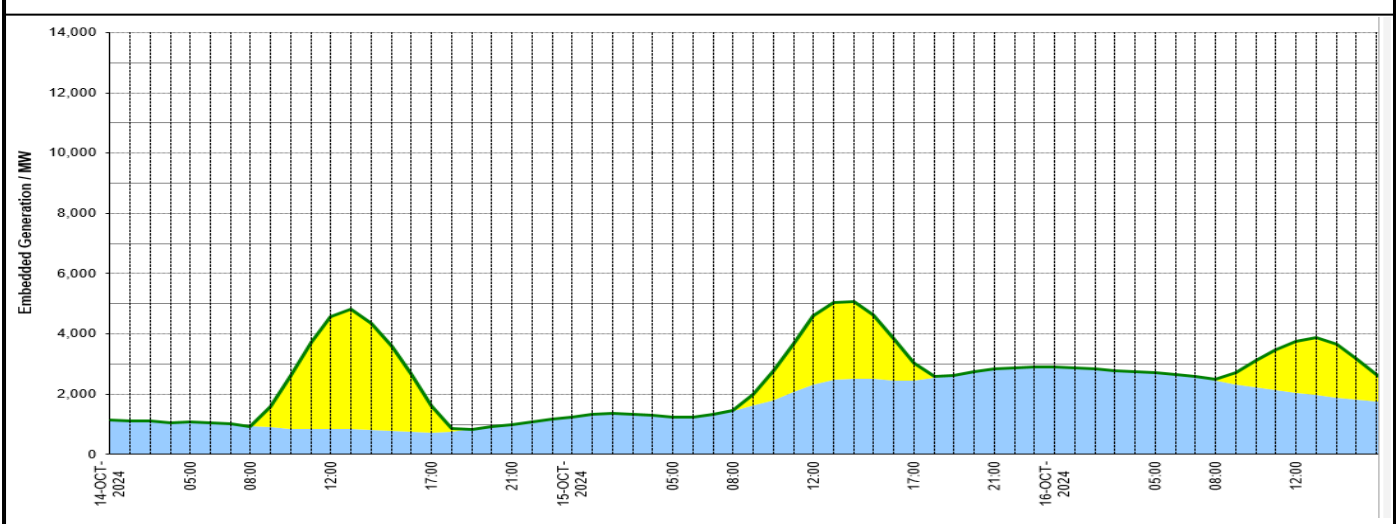
### Wind Power Forecast



### Expected embedded generation (MWs)

#### Embedded Generation Forecast

	14-OCT-2024					15-OCT-2024					16-OCT-2024						
	05:00	08:00	12:00	17:00	21:00	00:00	05:00	08:00	12:00	17:00	21:00	00:00	05:00	08:00	12:00	17:00	21:00
Solar (MW)	0	7	3714	903	0	0	0	0	2272	564	0	0	0	51	1718	351	0
Wind (MW)	1095	931	849	713	989	1241	1250	1454	2322	2459	2837	2903	2709	2450	2047	1801	1669
STOR (MW)	0	0	0	0	0	0	0	0	0	0	0	0	0	0	0	0	0
<b>Total (MW)</b>	<b>1095</b>	<b>938</b>	<b>4563</b>	<b>1616</b>	<b>989</b>	<b>1241</b>	<b>1250</b>	<b>1454</b>	<b>4594</b>	<b>3023</b>	<b>2837</b>	<b>2903</b>	<b>2709</b>	<b>2501</b>	<b>3765</b>	<b>2152</b>	<b>1669</b>



Weather	Source	Commentary
Latest forecast (Summary)	<a href="#">Met Office</a> <a href="#">SEPA</a> <a href="#">Natural Resources Wales</a>	<p><b>Today:</b> Mainly dry, though fairly cloudy. Northern Scotland seeing the best of the sunshine. Patchy drizzle under areas of thicker cloud. Some heavier rain in the west and southwest later. Breezy.</p> <p><b>Tonight:</b> Mostly dry this evening and tonight. Some clear spells, especially in the north where a patchy frost is likely. Areas of low cloud further south and west giving patchy drizzle. Mild under the cloud.</p>
General Weather Concerns e.g. wind, rain, snow, flooding, GB Weather Warnings	<a href="#">Met Office</a> <a href="#">Weather Warnings</a> <a href="#">SEPA</a> <a href="#">Natural Resources Wales</a>	<p><b>UK Weather Warnings</b> No weather warnings are in force for the UK</p> <p><b>Flood Warnings</b> 0 flood warnings and 31 flood alerts issued for England. 0 flood warning and 0 flood alerts issued for Scotland. 0 flood warnings and 0 flood alerts issued for Wales.</p>

Further Information	
BM Reports	<a href="https://www.bmreports.com">https://www.bmreports.com</a>
System Balancing Reports	<a href="https://www.neso.energy/industry-information/industry-data-and-reports/system-balancing-reports">https://www.neso.energy/industry-information/industry-data-and-reports/system-balancing-reports</a>
Forecast Volumes and Costs	<a href="https://www.neso.energy/industry-information/industry-data-and-reports/forecast-volumes-and-costs">https://www.neso.energy/industry-information/industry-data-and-reports/forecast-volumes-and-costs</a>