

**NESO**  
**National Electricity**  
**Transmission**  
**System**  
Status report

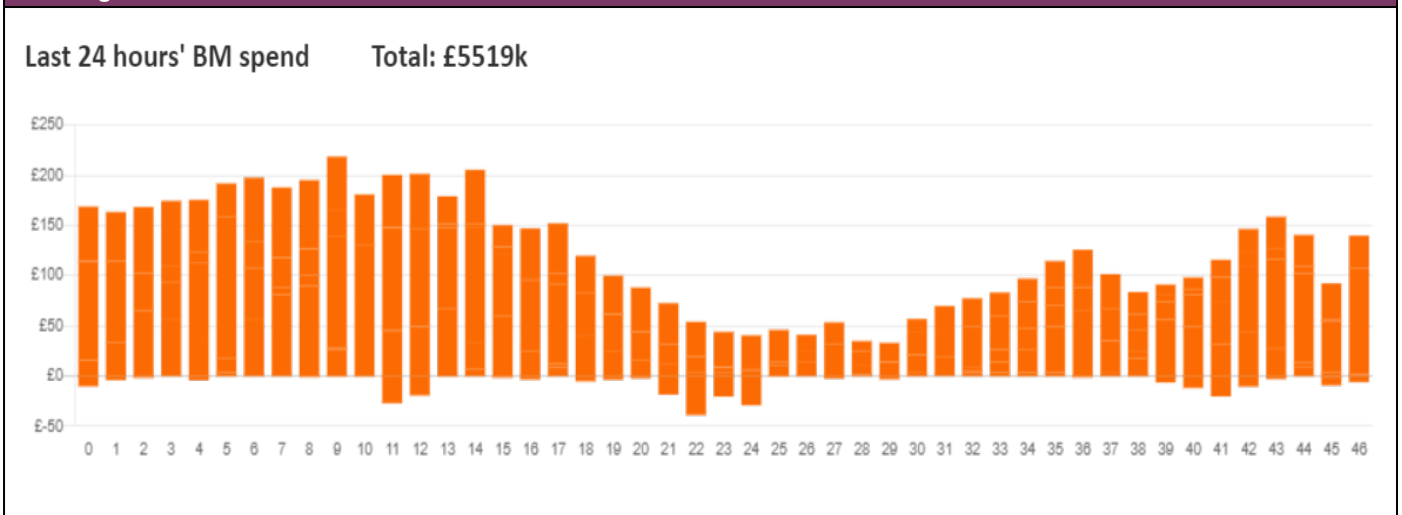


NESO National Electricity Transmission System Status Report  
Saturday 12 October 2024

Today's High Level Risk Status Forecast for the next 24h			
General Status		Voltage	
Demand		System Inertia	
System Margins		Weather	
Generation		Transmission	
Active Constraints			
<a href="#">System Warning</a>			

<a href="#">Today's Minimum De-Rated Margin</a>	16,388MW (SP 20)	
Current BMU Largest Loss Risk	Generation	1500 MW
	Demand	560 MW

Balancing Costs



Yesterday's Market Summary

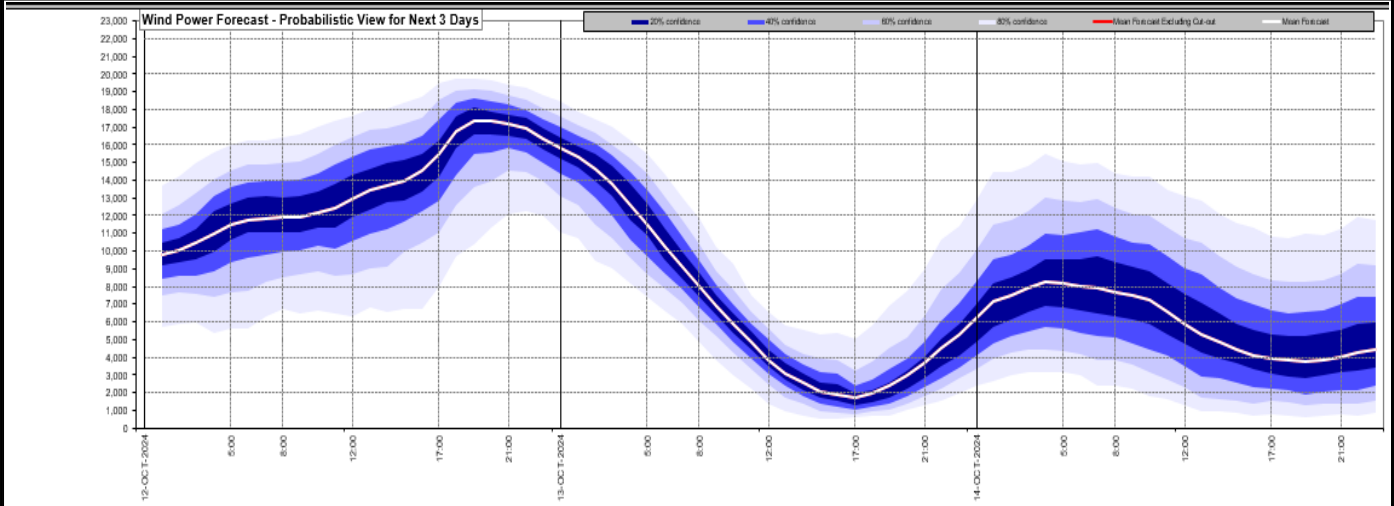
<a href="#">Cash Out Price (Max)</a>	£147 /MWh (SP 38)
<a href="#">Cash Out Price (Min)</a>	£-20.63/MWh (SP 10)
<a href="#">Peak Demand Yesterday</a>	33,911 MW
<a href="#">Minimum Demand</a>	20,898 MW

Interconnector

Net Transfer Capacity (MWs)

Today	Import	Export	Remarks
Netherlands (BritNed)	1000	1000	Fully Available
France (IFA)	1000	1000	Partially Available - planned outage
Belgium (Nemo)	1000	1000	Fully Available
Ireland (EWIC)	500	500	Fully Available
France (ElecLink)	0	0	Unplanned Outage
Northern Ireland (MOYLE)	450	450	Fully Available
Norway (NSL)	1400	1400	Fully Available
France (IFA2)	0	0	Unplanned Outage
Viking Link	1400	1400	Fully Available
Ireland (GreenLink)	0	0	Not yet commissioned

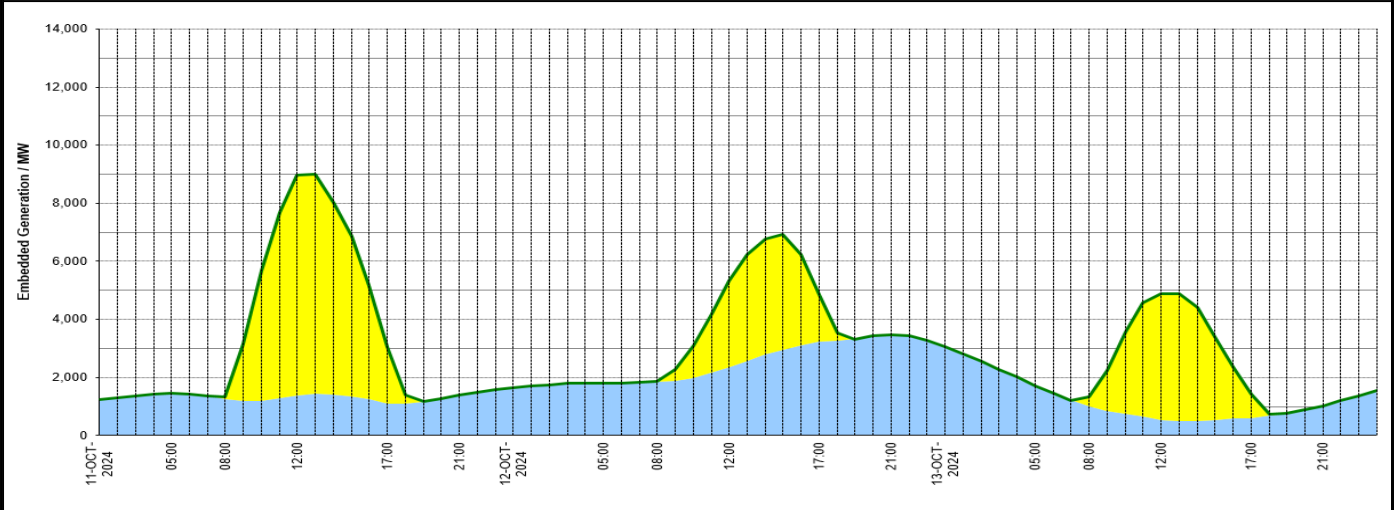
## Wind Power Forecast



## Expected embedded generation (MWs)

### Embedded Generation Forecast

Embedded Generation Estimates															Last run: 12-Oct-2024 04:32:38		
	11-OCT-2024					12-OCT-2024					13-OCT-2024						
	05:00	08:00	12:00	17:00	21:00	00:00	05:00	08:00	12:00	17:00	21:00	00:00	05:00	08:00	12:00	17:00	21:00
Solar (MW)	0	92	7575	1954	0	0	0	21	2990	1629	0	0	0	316	4334	820	0
Wind (MW)	1448	1256	1384	1107	1390	1638	1799	1860	2340	3231	3481	3057	1723	1010	544	607	1024
STOR (MW)	0	0	0	0	0	0	0	0	0	0	0	0	0	0	0	0	0
<b>Total (MW)</b>	<b>1448</b>	<b>1348</b>	<b>8959</b>	<b>3061</b>	<b>1390</b>	<b>1638</b>	<b>1799</b>	<b>1881</b>	<b>5330</b>	<b>4860</b>	<b>3481</b>	<b>3057</b>	<b>1723</b>	<b>1326</b>	<b>4878</b>	<b>1427</b>	<b>1024</b>



Weather	Source	Commentary
Latest forecast (Summary)	<a href="#">Met Office</a> <a href="#">SEPA</a> <a href="#">Natural Resources Wales</a>	<p><b>Today:</b> A rather unsettled start to the weekend with blustery areas of rain and showers moving southeastwards during the day, heavy at times. Becoming drier from the west later with some sunny spells emerging. Feeling rather cold overall.</p> <p><b>Tonight:</b> Windy along eastern coasts as rain clears during Saturday evening. Then dry with clear spells overnight as winds ease. Chilly for all with widespread frost in the north.</p>
General Weather Concerns e.g. wind, rain, snow, flooding, GB Weather Warnings	<a href="#">Met Office</a> <a href="#">Weather Warnings</a> <a href="#">SEPA</a> <a href="#">Natural Resources Wales</a>	<p><b>UK Weather Warnings</b> No weather warnings are in force for the UK</p> <p><b>Flood Warnings</b> 2 flood warnings and 27 flood alerts issued for England. 0 flood warnings and 0 flood alerts issued for Scotland.</p>

Weather	Source	Commentary
		0 flood warnings and 0 flood alerts issued for Wales.

*Contains public sector information licensed under the Open Government Licence v1.0*

Further Information	
BM Reports	<a href="https://www.bmreports.com">https://www.bmreports.com</a>
System Balancing Reports	<a href="https://www.neso.energy/industry-information/industry-data-and-reports/system-balancing-reports">https://www.neso.energy/industry-information/industry-data-and-reports/system-balancing-reports</a>
Forecast Volumes and Costs	<a href="https://www.neso.energy/industry-information/industry-data-and-reports/forecast-volumes-and-costs">https://www.neso.energy/industry-information/industry-data-and-reports/forecast-volumes-and-costs</a>