

**NESO**  
**National Electricity**  
**Transmission**  
**System**  
Status report

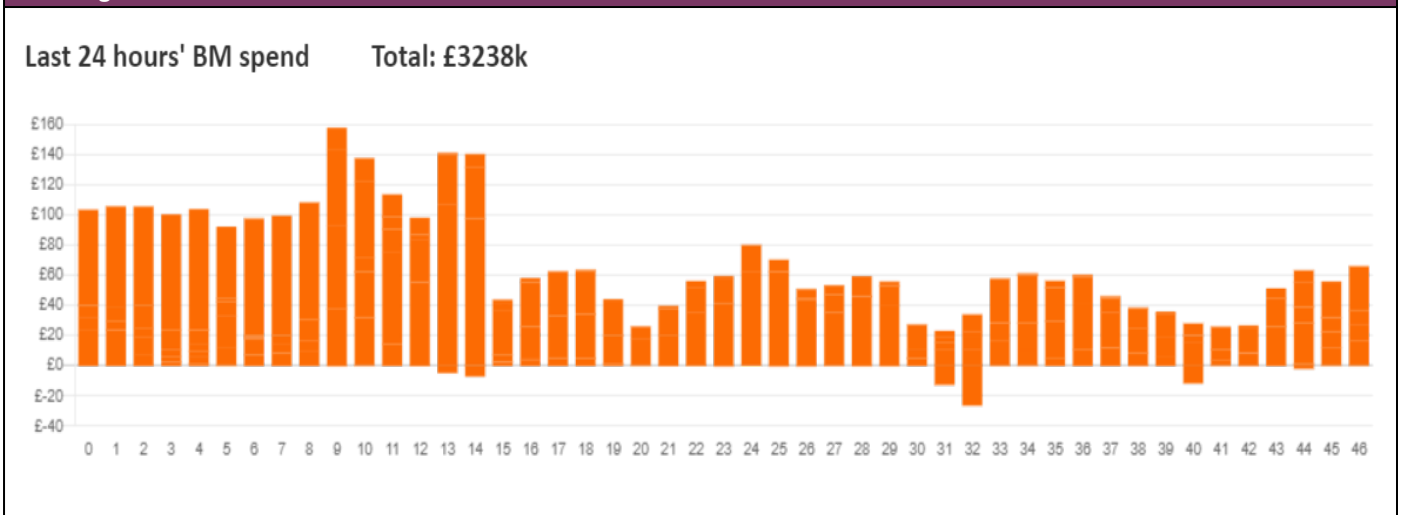


NESO National Electricity Transmission System Status Report  
Wednesday 02 October 2024

Today's High Level Risk Status Forecast for the next 24h			
General Status		Voltage	
Demand		System Inertia	
System Margins		Weather	
Generation		Transmission	
Active Constraints			
<a href="#">System Warning</a>			

<a href="#">Today's Minimum De-Rated Margin</a>	7,946 MW (SP 39)	
Current BMU Largest Loss Risk	Generation	1500 MW
	Demand	560 MW

Balancing Costs



Yesterday's Market Summary

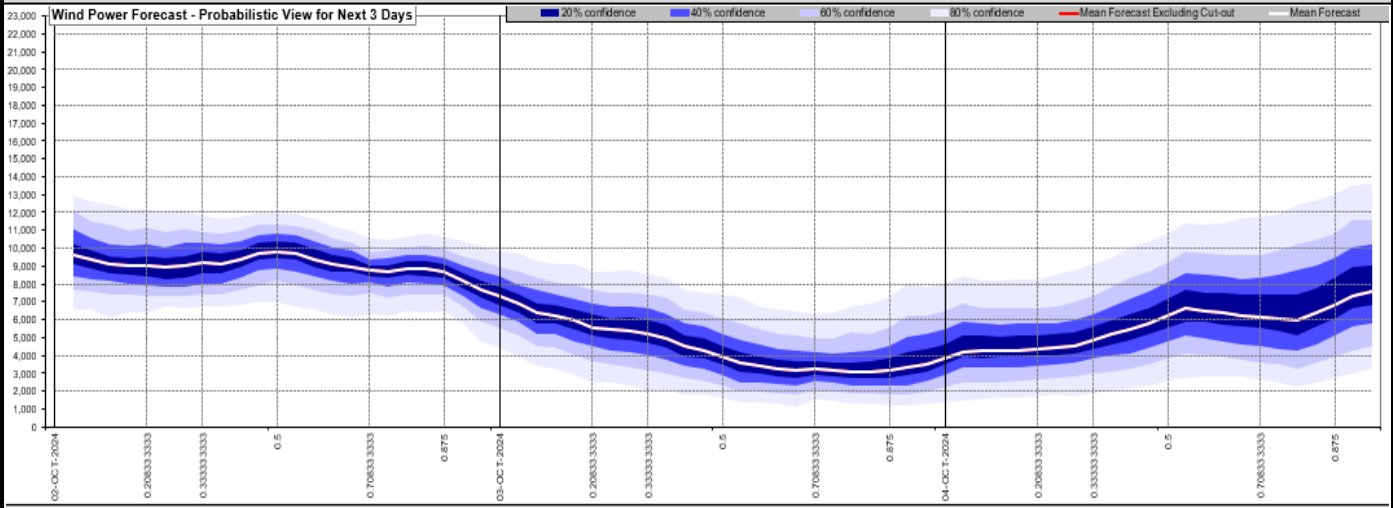
<a href="#">Cash Out Price (Max)</a>	£128 /MWh (SP 15,16)
<a href="#">Cash Out Price (Min)</a>	£27.91 /MWh (SP 9)
<a href="#">Peak Demand Yesterday</a>	34,974 MW
<a href="#">Minimum Demand</a>	19,780 MW

Interconnector

Net Transfer Capacity (MWs)

Today	Import	Export	Remarks
Netherlands (BritNed)	1000	1000	Fully Available
France (IFA)	1000	1000	Partially Available - planned outage
Belgium (Nemo)	1000	1000	Fully Available
Ireland (EWIC)	500	500	Fully Available
France (ElecLink)	0	0	Unplanned Outage
Northern Ireland (MOYLE)	450	450	Fully Available
Norway (NSL)	1400	1400	Fully Available
France (IFA2)	0	0	Unplanned Outage
Viking Link	1400	1400	Fully Available
Ireland (GreenLink)	0	0	Not yet commissioned

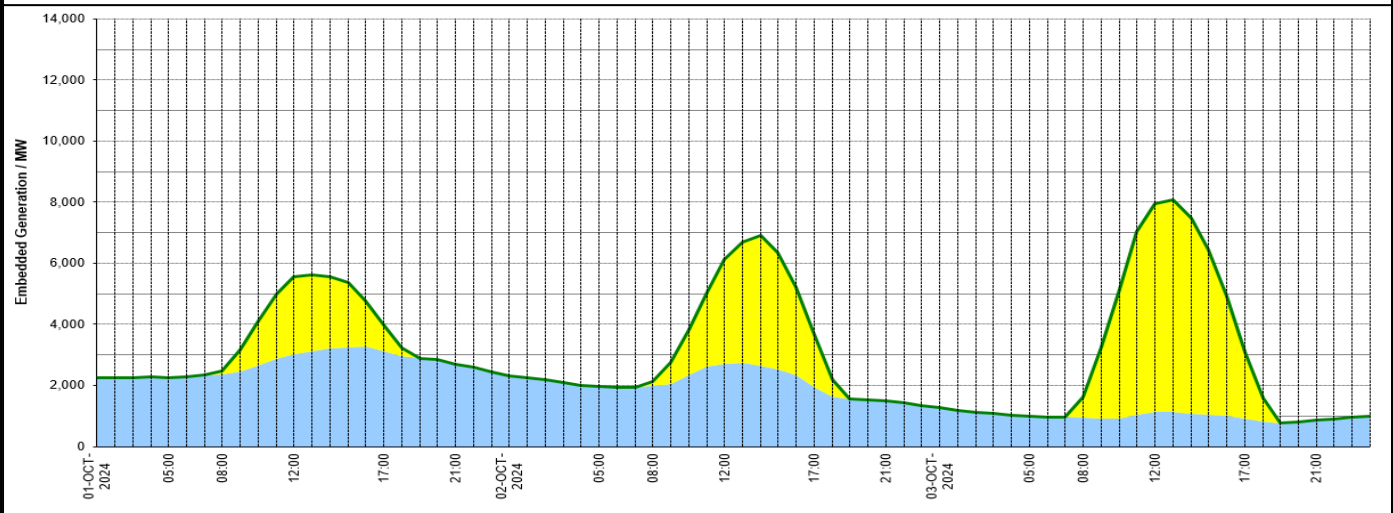
### Wind Power Forecast



### Expected embedded generation (MWs)

#### Embedded Generation Forecast

Embedded Generation Estimates														Last run: 02-Oct-2024 04:35:57			
	01-OCT-2024					02-OCT-2024					03-OCT-2024						
	05:00	08:00	12:00	17:00	21:00	00:00	05:00	08:00	12:00	17:00	21:00	00:00	05:00	08:00	12:00	17:00	21:00
Solar (MW)	0	92	2533	886	0	0	0	140	3396	1713	0	0	0	661	6815	2187	0
Wind (MW)	2243	2373	3019	3103	2697	2319	1971	1993	2719	1951	1498	1265	989	957	1120	919	852
STOR (MW)	0	0	0	0	0	0	0	0	0	0	0	0	0	0	0	0	0
<b>Total (MW)</b>	<b>2243</b>	<b>2465</b>	<b>5552</b>	<b>3989</b>	<b>2697</b>	<b>2319</b>	<b>1971</b>	<b>2133</b>	<b>6115</b>	<b>3664</b>	<b>1498</b>	<b>1265</b>	<b>989</b>	<b>1618</b>	<b>7935</b>	<b>3106</b>	<b>852</b>



Weather	Source	Commentary
Latest forecast (Summary)	<a href="#">Met Office</a> <a href="#">SEPA</a> <a href="#">Natural Resources Wales</a>	<p><b>Today:</b> Cloud and rain in the morning will give way to brighter conditions, but showers remain in the southeast through the day. Elsewhere dry with sunny spells with light winds away from the southeast. Cooler than average.</p> <p><b>Tonight:</b> Early evening showers will fade leaving clear skies for most places. Colder than previous night with a rural air frost in the north and west.</p>
General Weather Concerns e.g. wind, rain, snow, flooding, GB Weather Warnings	<a href="#">Met Office</a> <a href="#">Weather Warnings</a> <a href="#">SEPA</a> <a href="#">Natural Resources Wales</a>	<p><b>UK Weather Warnings</b> No weather warnings are in force for the UK</p>
		<p><b>Flood Warnings</b> 39 flood warnings and 136 flood alerts issued for England.  0 flood warnings and 0 flood alerts issued for Scotland.</p>

Weather	Source	Commentary
		0 flood warnings and 6 flood alerts issued for Wales.

*Contains public sector information licensed under the Open Government Licence v1.0*

Further Information	
BM Reports	<a href="https://www.bmreports.com">https://www.bmreports.com</a>
System Balancing Reports	<a href="https://www.neso.energy/industry-information/industry-data-and-reports/system-balancing-reports">https://www.neso.energy/industry-information/industry-data-and-reports/system-balancing-reports</a>
Forecast Volumes and Costs	<a href="https://www.neso.energy/industry-information/industry-data-and-reports/forecast-volumes-and-costs">https://www.neso.energy/industry-information/industry-data-and-reports/forecast-volumes-and-costs</a>