

# National Electricity Transmission System Status Report

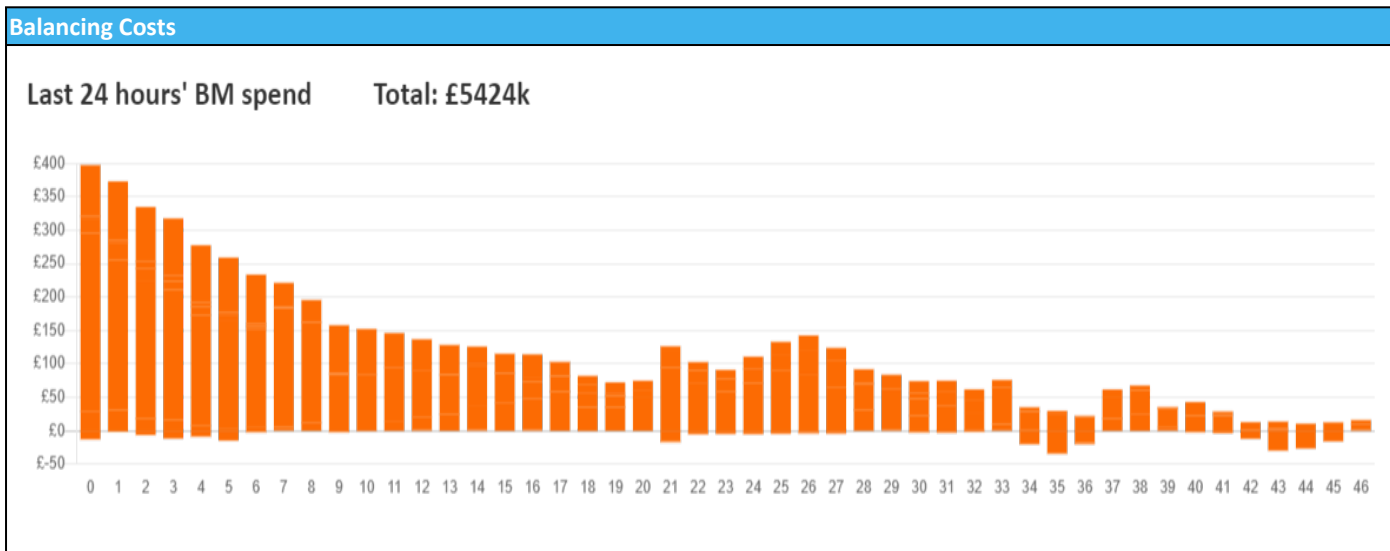


nationalgridESO

**National Electricity Transmission System Status Report**  
Monday 16 September 2024

Today's High Level Risk Status Forecast for the next 24h			
General Status		Voltage	
Demand		System Inertia	
System Margins		Weather	
Generation		Transmission	
Active Constraints			
<a href="#">System Warning</a>			

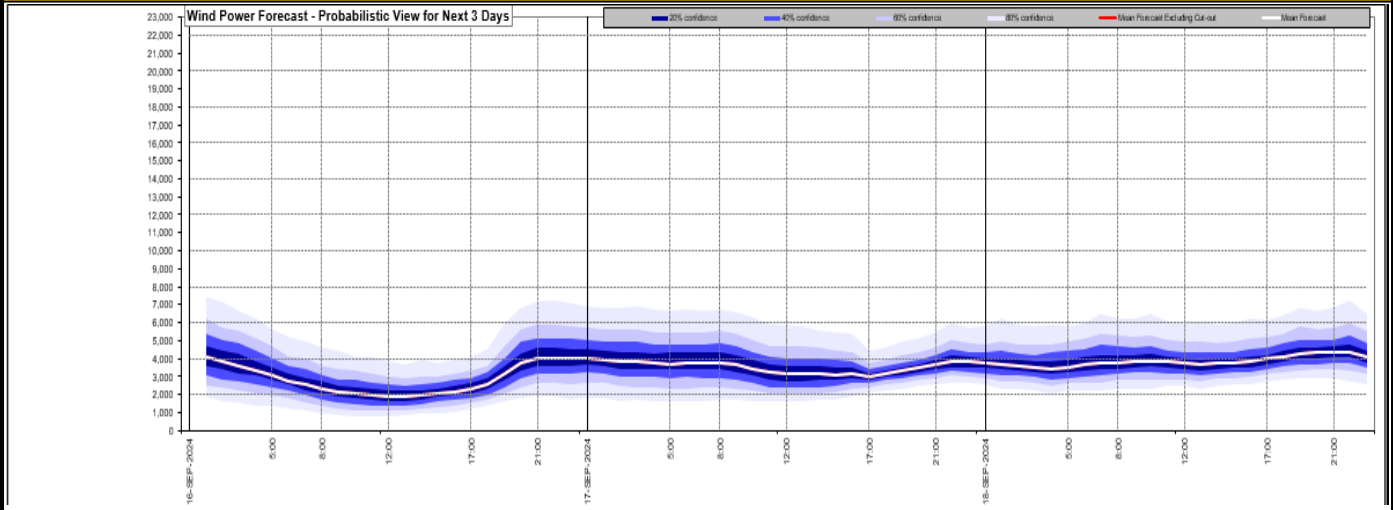
<a href="#">Today's Minimum De-Rated Margin</a>	6,939 (SP 38)	
Current BMU Largest Loss Risk	Generation	1500 MW
	Demand	560 MW



Yesterday's Market Summary	
<a href="#">Cash Out Price (Max)</a>	£129.00 /MWh (SP 23)
<a href="#">Cash Out Price (Min)</a>	£32.72 /MWh (SP 32)
<a href="#">Peak Demand Yesterday</a>	30,559 MW
Minimum Demand	18,400 MW

Interconnector Net Transfer Capacity (MWs)			
Today	Import	Export	Remarks
Netherlands (BritNed)	1000	1000	Fully Available
France (IFA)	1000	1000	Partially Available - planned outage
Belgium (Nemo)	1000	1000	Fully Available
Ireland (EWIC)	500	500	Fully Available
France (ElecLink)	1000	1000	Fully Available
Northern Ireland (MOYLE)	450	450	Fully Available
Norway (NSL)	1400	1400	Fully Available
France (IFA2)	0	0	Unavailable
Viking Link	1400	1400	Fully Available
Ireland (GreenLink)	0	0	Not yet commissioned

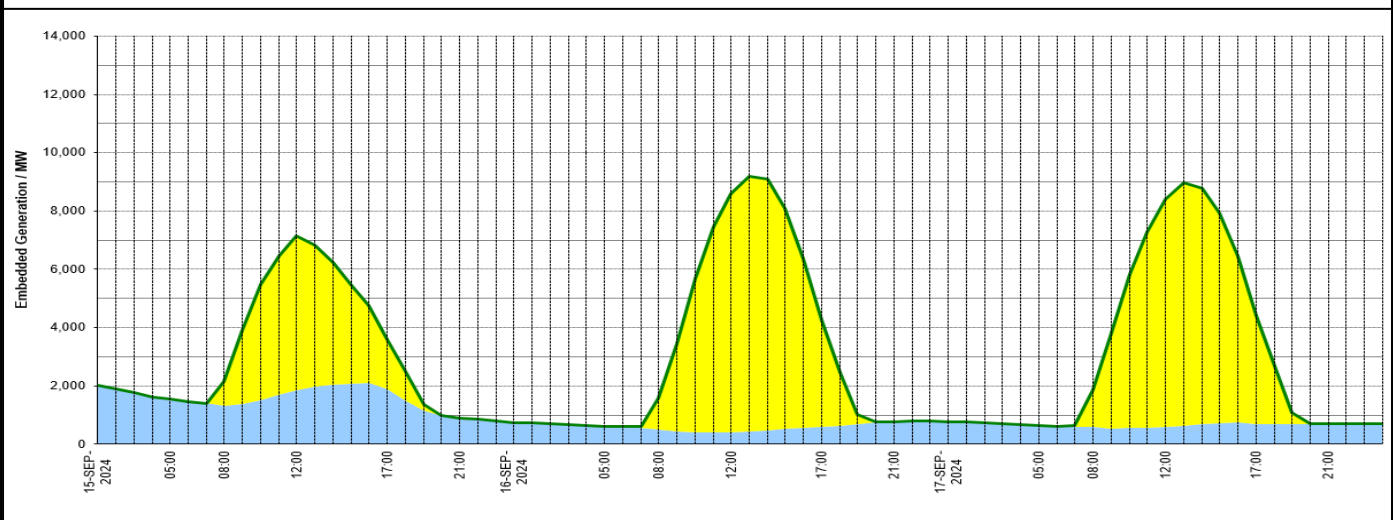
Wind Power Forecast



Expected embedded generation (MWs)

Embedded Generation Forecast

	15-SEP-2024					16-SEP-2024					17-SEP-2024						
	05:00	08:00	12:00	17:00	21:00	00:00	05:00	08:00	12:00	17:00	21:00	00:00	05:00	08:00	12:00	17:00	21:00
Solar (MW)	0	843	5289	1690	0	0	0	1095	8202	3658	0	0	0	1298	7811	3723	0
Wind (MW)	1565	1309	1843	1894	902	743	620	502	397	600	783	778	630	581	596	689	708
STOR (MW)	0	0	0	0	0	0	0	0	0	0	0	0	0	0	0	0	0
<b>Total (MW)</b>	<b>1565</b>	<b>2152</b>	<b>7132</b>	<b>3584</b>	<b>902</b>	<b>743</b>	<b>620</b>	<b>1597</b>	<b>8599</b>	<b>4258</b>	<b>783</b>	<b>778</b>	<b>630</b>	<b>1879</b>	<b>8407</b>	<b>4412</b>	<b>708</b>



Weather	Source	Commentary
Latest forecast (Summary)	<a href="#">Met Office</a> <a href="#">SEPA</a> <a href="#">Natural Resources Wales</a>	<p><b>Today:</b> Thick fog across the northwest of England through the morning but lifting by lunchtime. Plenty of sunshine elsewhere with some cloud towards the northwest of Scotland. Feeling warm in the sun, especially in the south where winds are light.</p> <p><b>Tonight:</b> Light rain and drizzle moving into the northwest, possibly heavy across Northern Isles. Patchy cloud in the southeast later, but clear spells elsewhere with patchy mist and fog.</p>
General Weather Concerns e.g. wind, rain, snow, flooding, GB Weather Warnings	<a href="#">Met Office</a> <a href="#">Weather Warnings</a> <a href="#">SEPA</a> <a href="#">Natural Resources Wales</a>	<p><b>UK Weather Warnings</b> Yellow warning of fog Areas affected: North West England   Wales   West Midlands</p> <p>ACTIVE Started at: 05:00 BST on Mon 16 September</p> <p>Ends: 10:00 BST on Mon 16 September</p> <p>Areas of fog could cause slower journeys on Monday morning.</p> <p><b>Flood Warnings</b> 0 flood warnings and 0 flood alerts issued for England.</p>

Weather	Source	Commentary
		0 flood warnings and 0 flood alerts issued for Scotland.  0 flood warnings and 0 flood alerts issued for Wales

*Contains public sector information licensed under the Open Government Licence v1.0*

Further Information	
BM Reports	<a href="https://www.bmreports.com">https://www.bmreports.com</a>
System Balancing Reports	<a href="https://www.nationalgrideso.com/industry-information/industry-data-and-reports/system-balancing-reports">https://www.nationalgrideso.com/industry-information/industry-data-and-reports/system-balancing-reports</a>
Forecast Volumes and Costs	<a href="https://www.nationalgrideso.com/industry-information/industry-data-and-reports/forecast-volumes-and-costs">https://www.nationalgrideso.com/industry-information/industry-data-and-reports/forecast-volumes-and-costs</a>