

# National Electricity Transmission System Status Report

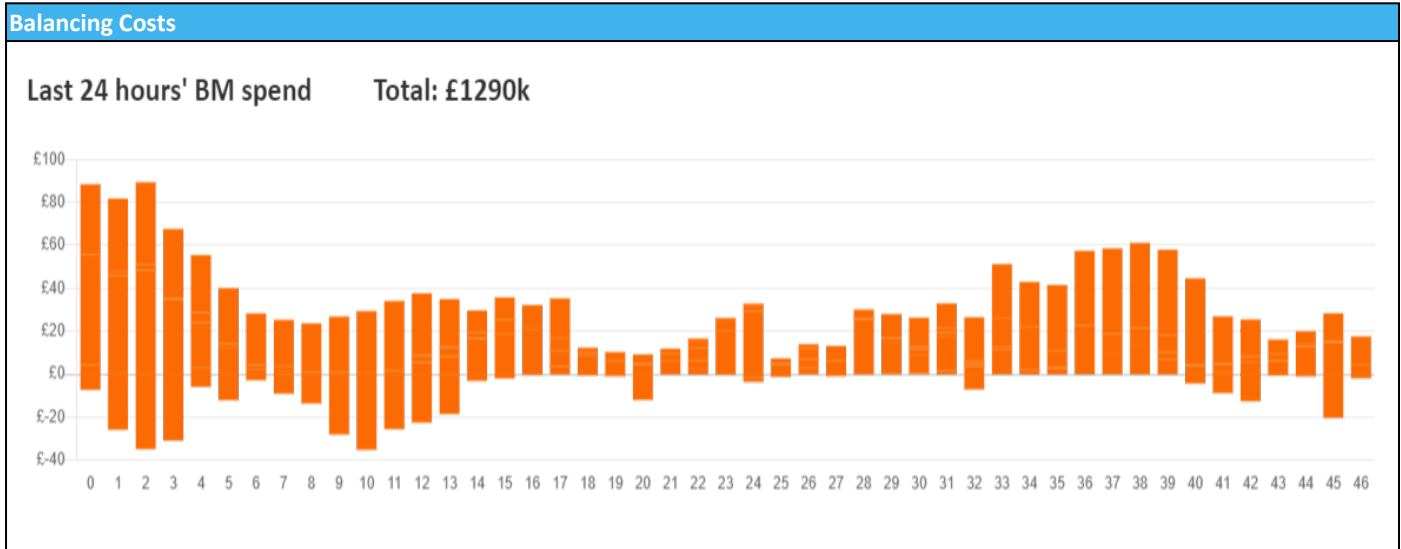


nationalgridESO

National Electricity Transmission System Status Report  
Tuesday 03 September 2024

Today's High Level Risk Status Forecast for the next 24h			
General Status		Voltage	
Demand		System Inertia	
System Margins		Weather	
Generation		Transmission	
Active Constraints			
<a href="#">System Warning</a>			

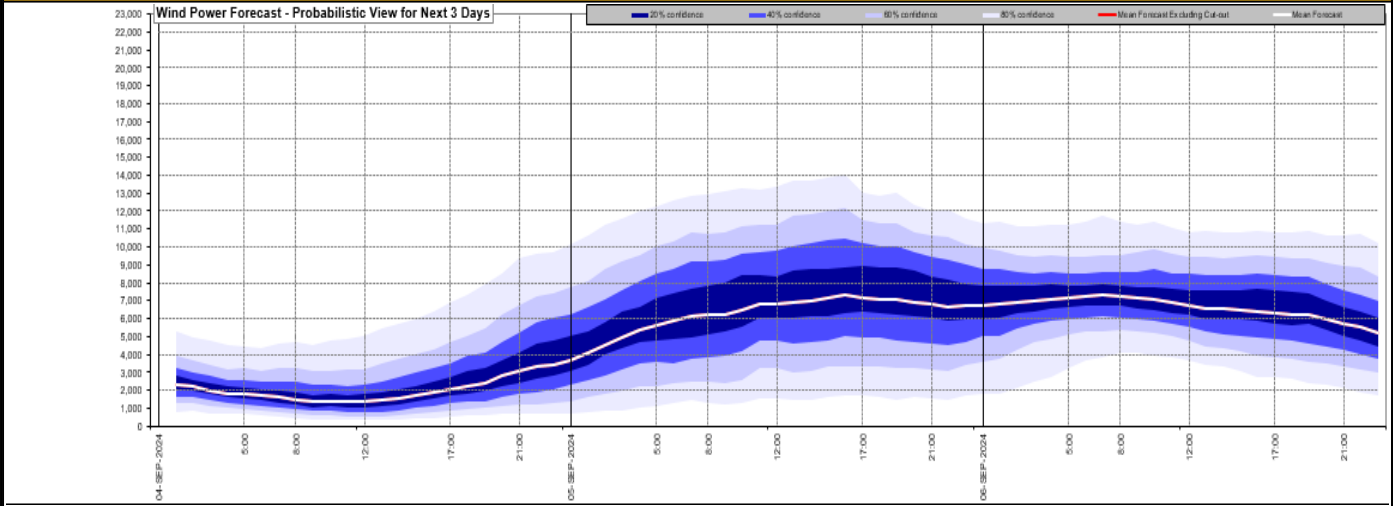
<a href="#">Today's Minimum De-Rated Margin</a>	8596 (SP 41)	
Current BMU Largest Loss Risk	Generation	1500MW
	Demand	1150MW



Yesterday's Market Summary	
<a href="#">Cash Out Price (Max)</a>	124.61 £/MWh(SP 35)
<a href="#">Cash Out Price (Min)</a>	61.6 £/MWh (SP 6,7,8,11,12,13,14)
<a href="#">Peak Demand Yesterday</a>	30,482 MW
Minimum Demand	18,775 MW

Interconnector Net Transfer Capacity (MWs)			
Today	Import	Export	Remarks
Netherlands (BritNed)	1000	1000	Fully Available
France (IFA)	1500	1500	Planned Outage
Belgium (Nemo)	1000	1000	Fully Available
Ireland (EWIC)	500	500	Fully Available
France (ElecLink)	1000	1000	Fully Available
Northern Ireland (MOYLE)	450	450	Fully Available
Norway (NSL)	1400	1400	Fully Available
France (IFA2)	1000	1000	Fully Available
Viking Link	1400	1400	Fully Available
Ireland (GreenLink)	0	0	Not yet commissioned

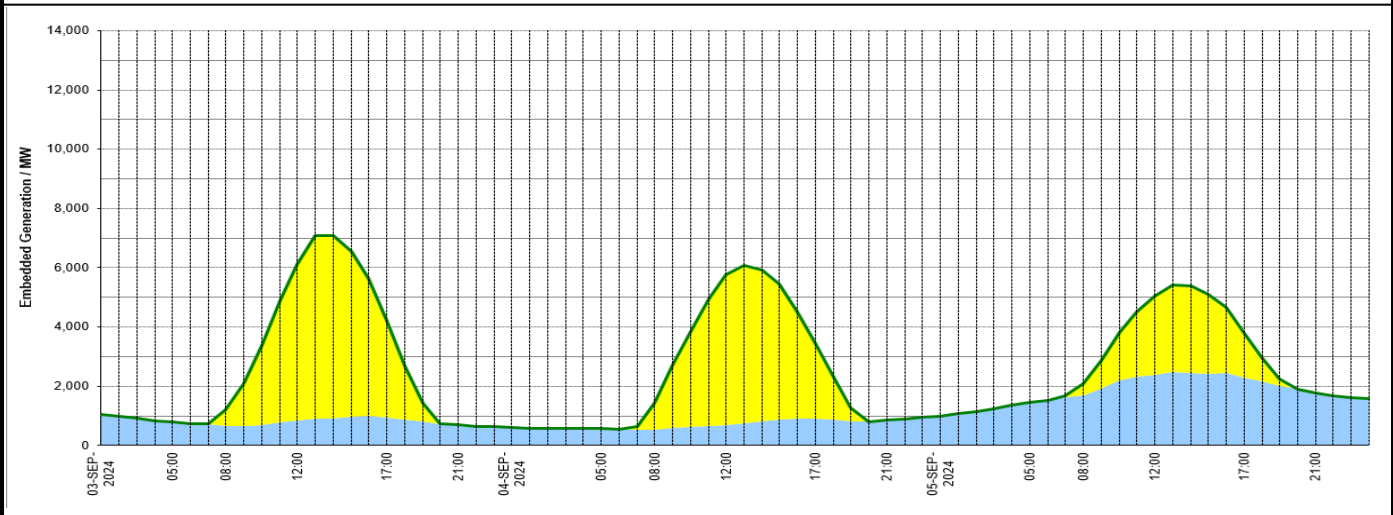
### Wind Power Forecast



### Expected embedded generation (MWs)

#### Embedded Generation Forecast

Embedded Generation Estimates																Last run: 04-Sep-2024 04:33:10	
	03-SEP-2024					04-SEP-2024					05-SEP-2024						
	05:00	08:00	12:00	17:00	21:00	00:00	05:00	08:00	12:00	17:00	21:00	00:00	05:00	08:00	12:00	17:00	21:00
Solar (MW)	0	576	5260	3309	0	0	0	878	5073	2534	0	0	0	399	2653	1498	0
Wind (MW)	796	646	844	930	690	618	575	534	679	895	863	990	1451	1690	2386	2292	1787
STOR (MW)	0	0	0	0	0	0	0	0	0	0	0	0	0	0	0	0	0
<b>Total (MW)</b>	<b>796</b>	<b>1222</b>	<b>6104</b>	<b>4239</b>	<b>690</b>	<b>618</b>	<b>575</b>	<b>1412</b>	<b>5752</b>	<b>3429</b>	<b>863</b>	<b>990</b>	<b>1451</b>	<b>2089</b>	<b>5039</b>	<b>3790</b>	<b>1787</b>



Weather	Source	Commentary
Latest forecast (Summary)	<a href="#">Met Office</a> <a href="#">SEPA</a> <a href="#">Natural Resources Wales</a>	<b>Today:</b> A mix of some sunny spells and scattered showers. The showers heavy at times, especially across western areas of the UK and then later in the southeast. Feeling fairly warm in the southeast but rather cool across the northwest. <b>Tonight:</b> Showers merging into longer spells of rain in parts of the south, with a risk of thunder in places. Drier further north, with clear spells in the northwest.
General Weather Concerns e.g. wind, rain, snow, flooding, GB Weather Warnings	<a href="#">Met Office</a> <a href="#">Weather Warnings</a> <a href="#">SEPA</a> <a href="#">Natural Resources Wales</a>	<b>UK Weather Warnings</b> Yellow warning of rain Areas affected: East Midlands   East of England   London & South East England   South West England   Wales   West Midlands <b>Flood Warnings</b> 0 flood warnings and 0 flood alerts issued for England. 0 flood warnings and 0 flood alerts issued for Scotland. 0 flood warnings and 0 flood alerts issued for Wales

Further Information	
BM Reports	<a href="https://www.bmreports.com">https://www.bmreports.com</a>
System Balancing Reports	<a href="https://www.nationalgrideso.com/industry-information/industry-data-and-reports/system-balancing-reports">https://www.nationalgrideso.com/industry-information/industry-data-and-reports/system-balancing-reports</a>
Forecast Volumes and Costs	<a href="https://www.nationalgrideso.com/industry-information/industry-data-and-reports/forecast-volumes-and-costs">https://www.nationalgrideso.com/industry-information/industry-data-and-reports/forecast-volumes-and-costs</a>