

# National Electricity Transmission System Status Report

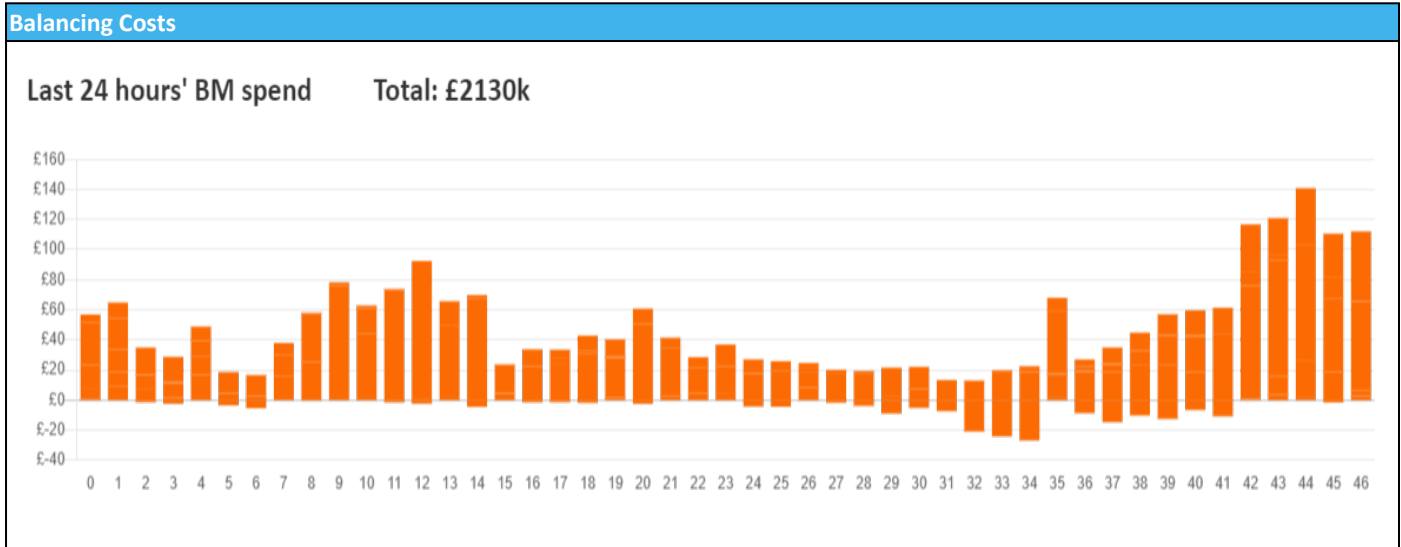


nationalgridESO

National Electricity Transmission System Status Report  
Tuesday 03 September 2024

Today's High Level Risk Status Forecast for the next 24h			
General Status		Voltage	
Demand		System Inertia	
System Margins		Weather	
Generation		Transmission	
Active Constraints			
<a href="#">System Warning</a>			

<a href="#">Today's Minimum De-Rated Margin</a>	8435 (SP 43)	
Current BMU Largest Loss Risk	Generation	1500MW
	Demand	1150MW



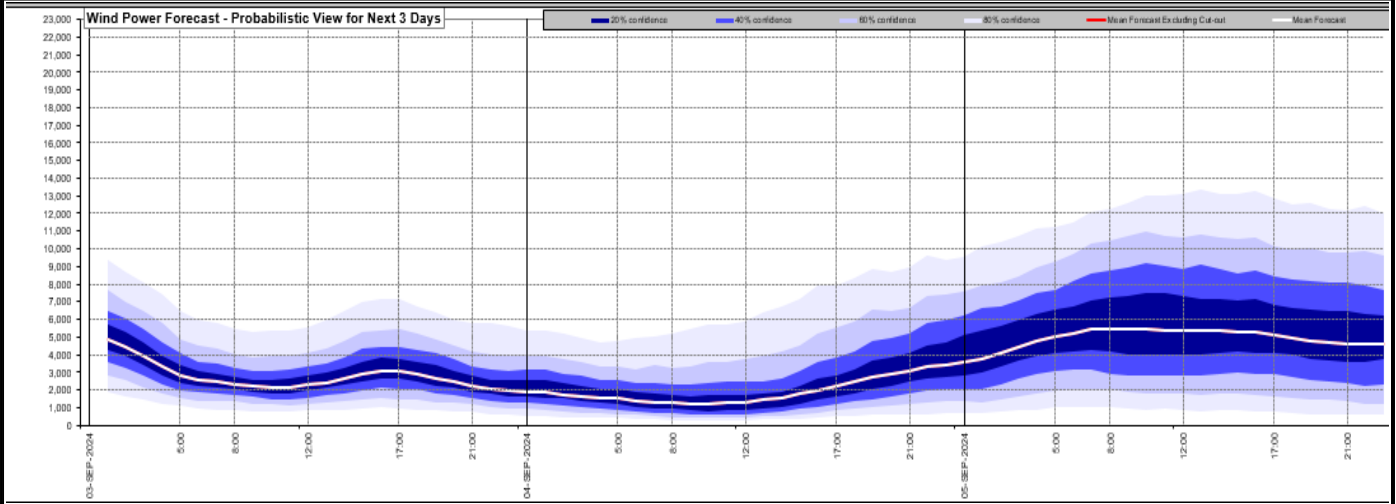
**Yesterday's Market Summary**

<a href="#">Cash Out Price (Max)</a>	138 £/MWh (SP 37)
<a href="#">Cash Out Price (Min)</a>	52 £/MWh (SP 47)
<a href="#">Peak Demand Yesterday</a>	34,906 MW
Minimum Demand	18,719 MW

**Interconnector Net Transfer Capacity (MWs)**

Today	Import	Export	Remarks
Netherlands (BritNed)	1000	1000	Fully Available
France (IFA)	1500	1500	Planned Outage
Belgium (Nemo)	1000	1000	Fully Available
Ireland (EWIC)	500	500	Fully Available
France (ElecLink)	1000	1000	Fully Available
Northern Ireland (MOYLE)	450	450	Fully Available
Norway (NSL)	1400	1400	Fully Available
France (IFA2)	1000	1000	Fully Available
Viking Link	1400	1400	Fully Available
Ireland (GreenLink)	0	0	Not yet commissioned

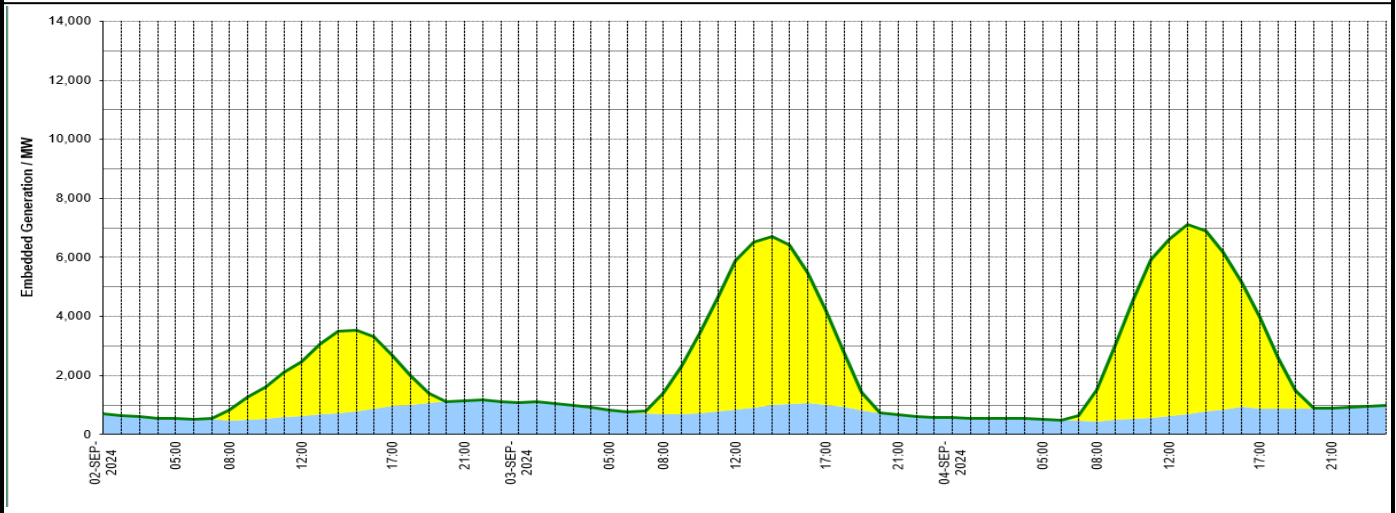
### Wind Power Forecast



### Expected embedded generation (MWs)

#### Embedded Generation Forecast

Embedded Generation Estimates													Last run: 03-Sep-2024 04:33:07				
	02-SEP-2024					03-SEP-2024					04-SEP-2024						
	05:00	08:00	12:00	17:00	21:00	00:00	05:00	08:00	12:00	17:00	21:00	00:00	05:00	08:00	12:00	17:00	21:00
Solar (MW)	0	363	1830	1731	0	0	0	699	5045	3179	0	0	0	1087	5982	3079	0
Wind (MW)	547	456	641	962	1154	1077	838	687	836	1002	661	567	510	444	627	884	901
STOR (MW)	0	0	0	0	0	0	0	0	0	0	0	0	0	0	0	0	0
<b>Total (MW)</b>	<b>547</b>	<b>819</b>	<b>2471</b>	<b>2693</b>	<b>1154</b>	<b>1077</b>	<b>838</b>	<b>1386</b>	<b>5881</b>	<b>4181</b>	<b>661</b>	<b>567</b>	<b>510</b>	<b>1531</b>	<b>6609</b>	<b>3963</b>	<b>901</b>



Weather	Source	Commentary
Latest forecast (Summary)	<a href="#">Met Office</a> <a href="#">SEPA</a> <a href="#">Natural Resources Wales</a>	<b>Today:</b> Thunderstorms easing during the evening. Some clear spells overnight, though still some showers in places across central and eastern England. Feeling fresher than recent days in the north and west, but remaining humid in the east. <b>Tonight:</b> Showery rain in the southeast slowly easing. Otherwise a day of sunny spells, with some showers, mainly in the north and west. Generally feeling cooler and fresher.
General Weather Concerns e.g. wind, rain, snow, flooding, GB Weather Warnings	<a href="#">Met Office</a> <a href="#">Weather Warnings</a> <a href="#">SEPA</a> <a href="#">Natural Resources Wales</a>	<b>UK Weather Warnings</b> No weather warnings are in force for the UK <b>Flood Warnings</b> 0 flood warnings and 15 flood alerts issued for England. 0 flood warnings and 6 flood alerts issued for Scotland. 0 flood warnings and 0 flood alerts issued for Wales

Contains public sector information licensed under the Open Government Licence v1.0

Further Information	
BM Reports	<a href="https://www.bmreports.com">https://www.bmreports.com</a>
System Balancing Reports	<a href="https://www.nationalgrideso.com/industry-information/industry-data-and-reports/system-balancing-reports">https://www.nationalgrideso.com/industry-information/industry-data-and-reports/system-balancing-reports</a>
Forecast Volumes and Costs	<a href="https://www.nationalgrideso.com/industry-information/industry-data-and-reports/forecast-volumes-and-costs">https://www.nationalgrideso.com/industry-information/industry-data-and-reports/forecast-volumes-and-costs</a>