

# National Electricity Transmission System Status Report

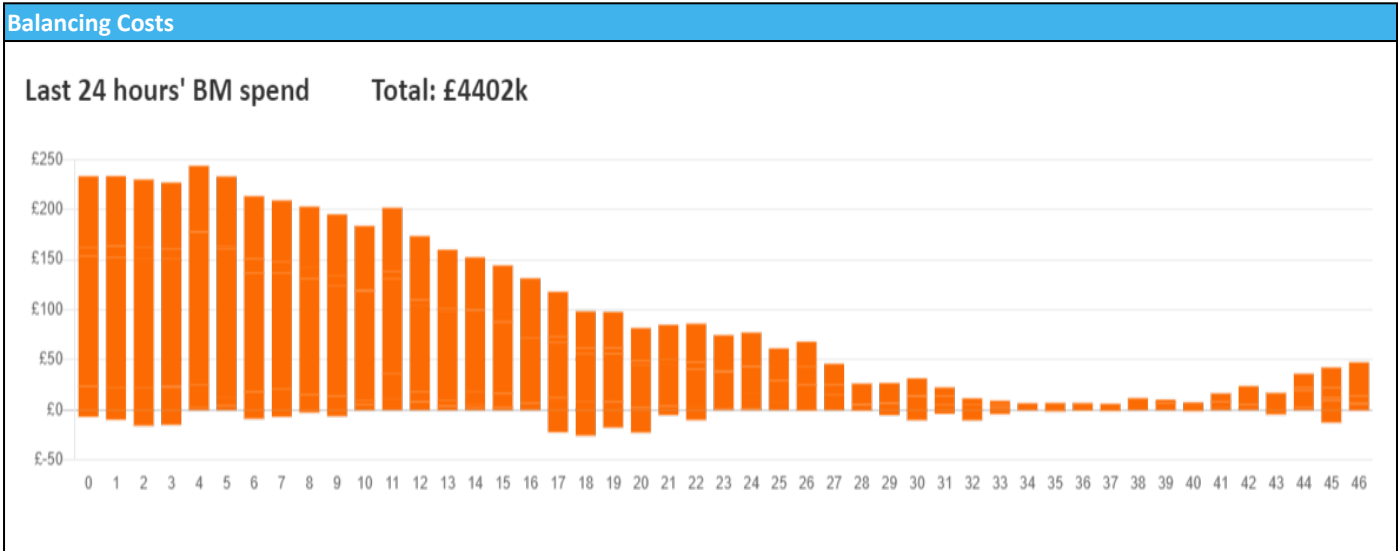


nationalgridESO

**National Electricity Transmission System Status Report**  
Saturday 31 August 2024

| Today's High Level Risk Status Forecast for the next 24h |  |                |  |
|--|--|----------------|--|
| General Status   |  | Voltage        |  |
| Demand   |  | System Inertia |  |
| System Margins   |  | Weather        |  |
| Generation   |  | Transmission   |  |
| Active Constraints                                       |  |                |  |
| <a href="#">System Warning</a>                           |  |                |  |

|   |                  |        |
|---|------------------|--------|
| <a href="#">Today's Minimum De-Rated Margin</a> | 18166.80 (SP 38) |        |
| Current BMU Largest Loss Risk                   | Generation       | 1600MW |
|   | Demand           | 560MW  |



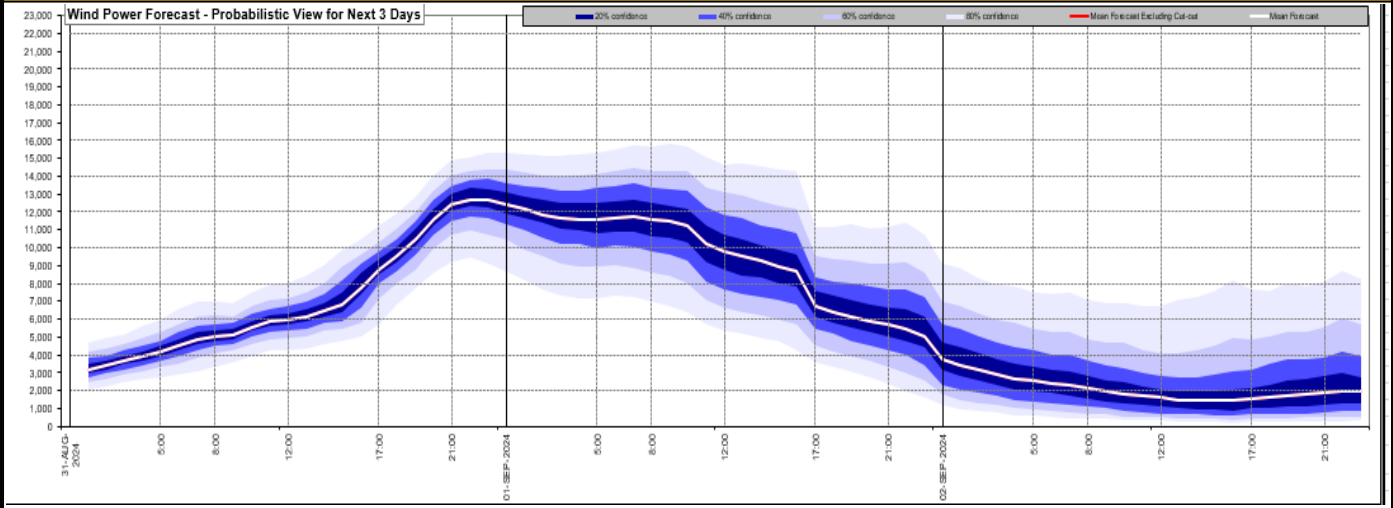
**Yesterday's Market Summary**

|                                       |                         |
|---------------------------------------|-------------------------|
| <a href="#">Cash Out Price (Max)</a>  | 123 £/MWh (SP 36,40,41) |
| <a href="#">Cash Out Price (Min)</a>  | 55.50 £/MWh (SP 35)     |
| <a href="#">Peak Demand Yesterday</a> | 27,967 MW               |
| Minimum Demand                        | 17,270 MW               |

**Interconnector Net Transfer Capacity (MWs)**

| Today                    | Import | Export | Remarks              |
|--------------------------|--------|--------|----------------------|
| Netherlands (BritNed)    | 1000   | 1000   | Fully Available      |
| France (IFA)             | 2000   | 2000   | Fully Available      |
| Belgium (Nemo)           | 1000   | 1000   | Fully Available      |
| Ireland (EWIC)           | 500    | 500    | Fully Available      |
| France (ElecLink)        | 1000   | 1000   | Fully Available      |
| Northern Ireland (MOYLE) | 0      | 0      | Planned Outage       |
| Norway (NSL)             | 1400   | 1400   | Fully Available      |
| France (IFA2)            | 1000   | 1000   | Fully Available      |
| Viking Link              | 1400   | 1400   | Fully Available      |
| Ireland (GreenLink)      | 0      | 0      | Not yet commissioned |

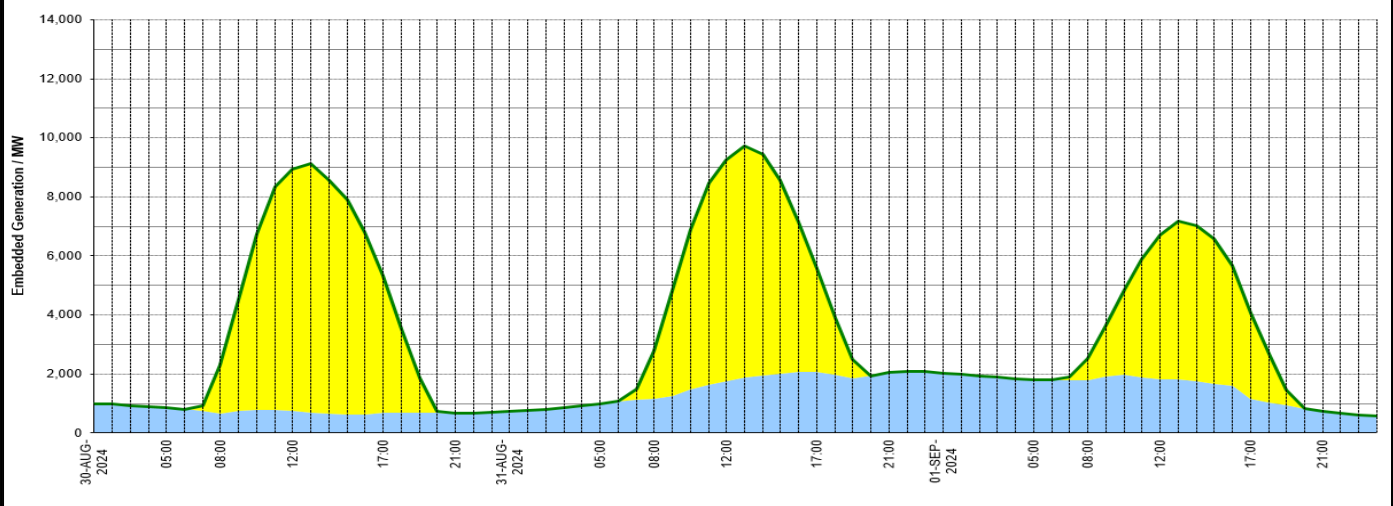
**Wind Power Forecast**



**Expected embedded generation (MWs)**

**Embedded Generation Forecast**

| Embedded Generation Estimates |             |             |             |             |            |             |            |             |             |             |             |             | Last run: 31-Aug-2024 02:33:07 |             |             |             |            |
|-------------------------------|-------------|-------------|-------------|-------------|------------|-------------|------------|-------------|-------------|-------------|-------------|-------------|--------------------------------|-------------|-------------|-------------|------------|
|                               | 30-AUG-2024 |             |             |             |            | 31-AUG-2024 |            |             |             |             | 01-SEP-2024 |             |                                |             |             |             |            |
|                               | 05:00       | 08:00       | 12:00       | 17:00       | 21:00      | 00:00       | 05:00      | 08:00       | 12:00       | 17:00       | 21:00       | 00:00       | 05:00                          | 08:00       | 12:00       | 17:00       | 21:00      |
| Solar (MW)                    | 0           | 1644        | 8212        | 4639        | 0          | 0           | 0          | 1602        | 7489        | 3517        | 0           | 0           | 0                              | 736         | 4888        | 2879        | 0          |
| Wind (MW)                     | 862         | 668         | 739         | 675         | 673        | 732         | 984        | 1165        | 1754        | 2072        | 2057        | 2028        | 1812                           | 1783        | 1814        | 1173        | 747        |
| STOR (MW)                     | 0           | 0           | 0           | 0           | 0          | 0           | 0          | 0           | 0           | 0           | 0           | 0           | 0                              | 0           | 0           | 0           | 0          |
| <b>Total (MW)</b>             | <b>862</b>  | <b>2312</b> | <b>8951</b> | <b>5314</b> | <b>673</b> | <b>732</b>  | <b>984</b> | <b>2767</b> | <b>9243</b> | <b>5589</b> | <b>2057</b> | <b>2028</b> | <b>1812</b>                    | <b>2519</b> | <b>6702</b> | <b>4052</b> | <b>747</b> |



| Weather   | Source  | Commentary  |
|---|---|---|
| Latest forecast (Summary)   | <a href="#">Met Office</a><br><a href="#">SEPA</a><br><a href="#">Natural Resources Wales</a>                                     | <p><b>Today:</b><br/>Fine for most places but cloudier in the south and southwest with a few showers around southwest coasts. Light winds but fresh in the northwest. Feeling pleasant in the sunshine.</p> <p><b>Tonight:</b><br/>Cloudier in the south with showery rain pushing north across England and Wales, heavy and possibly thundery. Feeling warmer here, but chilly in the north under clearer skies.</p> |
| General Weather Concerns e.g. wind, rain, snow, flooding, GB Weather Warnings | <a href="#">Met Office</a><br><a href="#">Weather Warnings</a><br><a href="#">SEPA</a><br><a href="#">Natural Resources Wales</a> | <p><b>UK Weather Warnings</b><br/>No weather warnings are in force for the UK</p> <p><b>Flood Warnings</b><br/>1 flood warnings and 2 flood alerts issued for England.<br/>0 flood warnings and 0 flood alerts issued for Scotland.<br/>0 flood warnings and 0 flood alerts issued for Wales</p>  |

| Further Information        |   |
|----------------------------|---|
| BM Reports                 | <a href="https://www.bmreports.com">https://www.bmreports.com</a>   |
| System Balancing Reports   | <a href="https://www.nationalgrideso.com/industry-information/industry-data-and-reports/system-balancing-reports">https://www.nationalgrideso.com/industry-information/industry-data-and-reports/system-balancing-reports</a>     |
| Forecast Volumes and Costs | <a href="https://www.nationalgrideso.com/industry-information/industry-data-and-reports/forecast-volumes-and-costs">https://www.nationalgrideso.com/industry-information/industry-data-and-reports/forecast-volumes-and-costs</a> |