

# National Electricity Transmission System Status Report

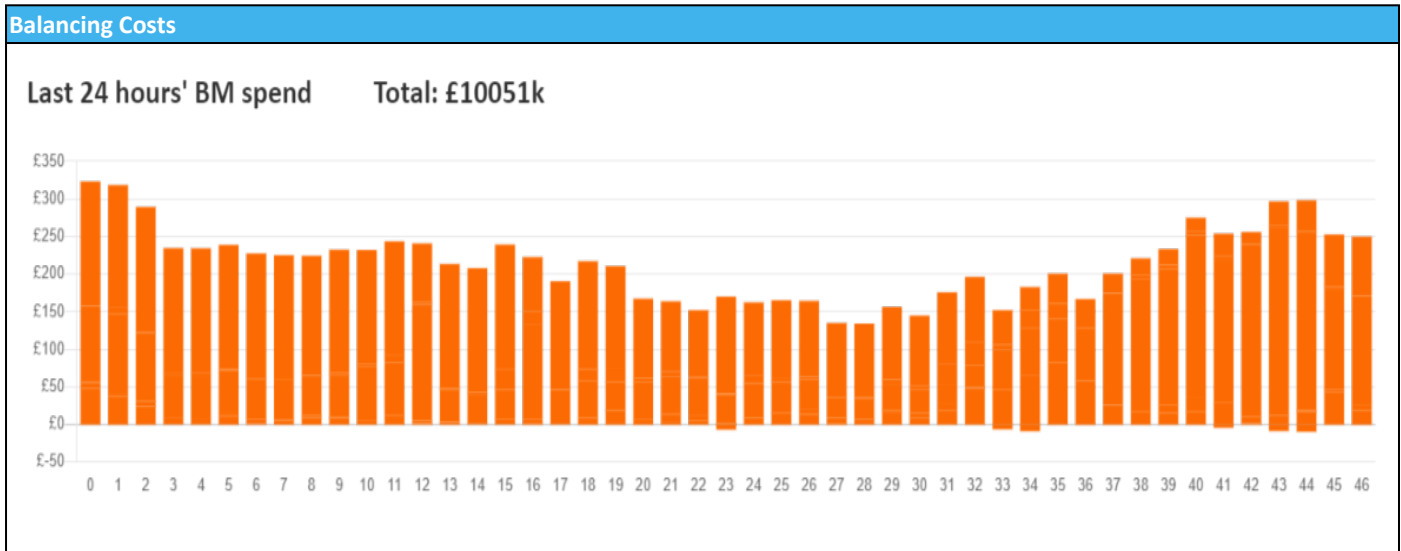


nationalgridESO

**National Electricity Transmission System Status Report**  
Monday 26 August 2024

Today's High Level Risk Status Forecast for the next 24h			
General Status		Voltage	
Demand		System Inertia	
System Margins		Weather	
Generation		Transmission	
Active Constraints			
<a href="#">System Warning</a>			

<a href="#">Today's Minimum De-Rated Margin</a>	10,696 (SP 39)	
Current BMU Largest Loss Risk	Generation	1500MW
	Demand	1050MW



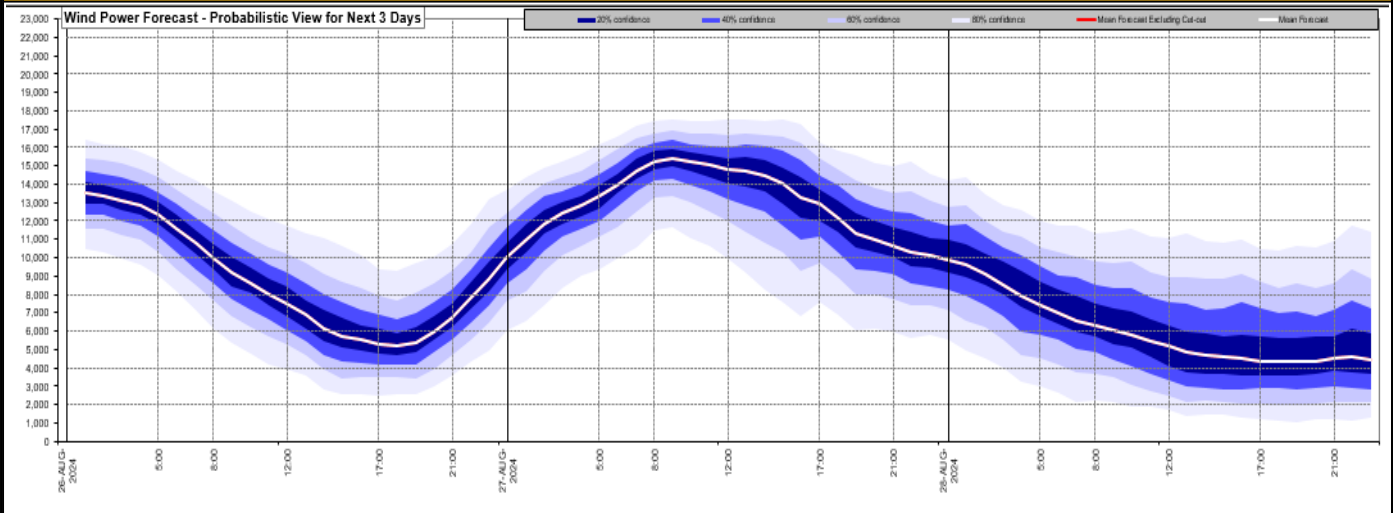
**Yesterday's Market Summary**

<a href="#">Cash Out Price (Max)</a>	100 £/MWh (SP 44)
<a href="#">Cash Out Price (Min)</a>	-68 £/MWh (SP 25)
<a href="#">Peak Demand Yesterday</a>	26,823 MW
Minimum Demand	15,211 MW

**Interconnector Net Transfer Capacity (MWs)**

Today	Import	Export	Remarks
Netherlands (BritNed)	1000	1000	Fully Available
France (IFA)	2000	2000	Fully Available
Belgium (Nemo)	1000	1000	Fully Available
Ireland (EWIC)	500	500	Fully Available
France (ElecLink)	1000	1000	Fully Available
Northern Ireland (MOYLE)	500	500	Fully Available
Norway (NSL)	1400	1400	Fully Available
France (IFA2)	1000	1000	Fully Available
Viking Link	1400	1400	Fully Available
Ireland (GreenLink)	0	0	Not yet commissioned

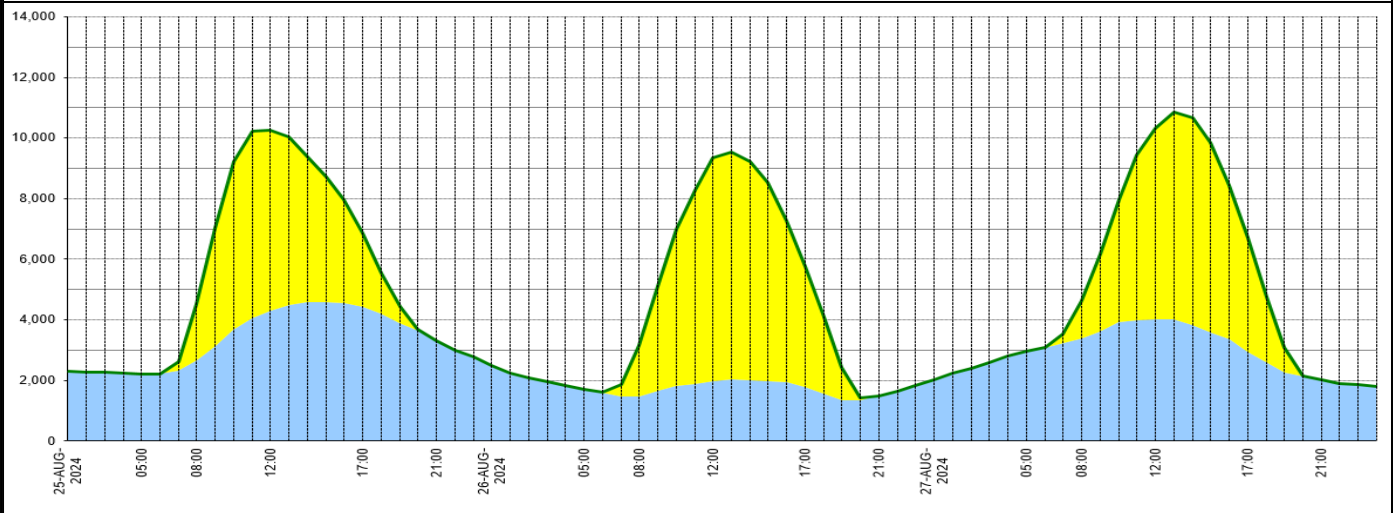
### Wind Power Forecast



### Expected embedded generation (MWs)

#### Embedded Generation Forecast

	25-AUG-2024					26-AUG-2024					27-AUG-2024						
	05:00	08:00	12:00	17:00	21:00	00:00	05:00	08:00	12:00	17:00	21:00	00:00	05:00	08:00	12:00	17:00	21:00
Solar (MW)	0	1851	5950	2415	0	0	0	1662	7382	3977	0	0	0	1253	6293	3752	0
Wind (MW)	2203	2669	4296	4440	3310	2497	1711	1484	1963	1784	1494	2037	2954	3391	4024	2962	2011
STOR (MW)	0	0	0	0	0	0	0	0	0	0	0	0	0	0	0	0	0
<b>Total (MW)</b>	<b>2203</b>	<b>4520</b>	<b>10246</b>	<b>6855</b>	<b>3310</b>	<b>2497</b>	<b>1711</b>	<b>3146</b>	<b>9345</b>	<b>5761</b>	<b>1494</b>	<b>2037</b>	<b>2954</b>	<b>4644</b>	<b>10317</b>	<b>6714</b>	<b>2011</b>



Weather	Source	Commentary
Latest forecast (Summary)	<a href="#">Met Office</a> <a href="#">SEPA</a> <a href="#">Natural Resources Wales</a>	<p><b>Today:</b> A brighter day for many with some sunny spells, particularly across England and Wales. Elsewhere, areas of cloud and occasional showers, but these tending to break up and edge northwards during the day. Feeling generally warmer than Sunday.</p> <p><b>Tonight:</b> Turning increasingly cloudy from the west overnight with winds strengthening and outbreaks of rain arriving across the north and west. Dry elsewhere with clear spells.</p>
General Weather Concerns e.g. wind, rain, snow, flooding, GB Weather Warnings	<a href="#">Met Office</a> <a href="#">Weather Warnings</a> <a href="#">SEPA</a> <a href="#">Natural Resources Wales</a>	<p><b>UK Weather Warnings</b> No weather warnings are in force for the UK</p> <p><b>Flood Warnings</b> 1 flood warnings and 3 flood alerts issued for England. 2 flood warnings and 0 flood alerts issued for Scotland. 0 flood warnings and 0 flood alerts issued for Wales</p>

Contains public sector information licensed under the Open Government Licence v1.0

Further Information	
BM Reports	<a href="https://www.bmreports.com">https://www.bmreports.com</a>
System Balancing Reports	<a href="https://www.nationalgrideso.com/industry-information/industry-data-and-reports/system-balancing-reports">https://www.nationalgrideso.com/industry-information/industry-data-and-reports/system-balancing-reports</a>
Forecast Volumes and Costs	<a href="https://www.nationalgrideso.com/industry-information/industry-data-and-reports/forecast-volumes-and-costs">https://www.nationalgrideso.com/industry-information/industry-data-and-reports/forecast-volumes-and-costs</a>