

# National Electricity Transmission System Status Report

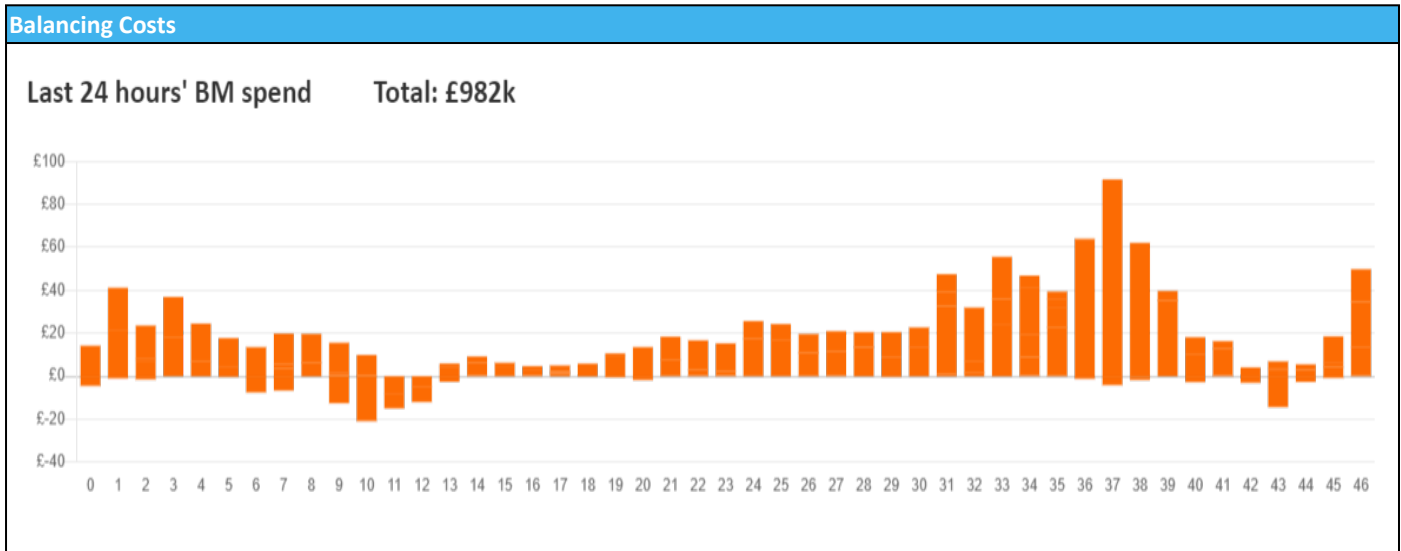


nationalgridESO

**National Electricity Transmission System Status Report**  
Tuesday 16 July 2024

Today's High Level Risk Status Forecast for the next 24h			
General Status		Voltage	
Demand		System Inertia	
System Margins		Weather	
Generation		Transmission	
Active Constraints			
<a href="#">System Warning</a>			

<a href="#">Today's Minimum De-Rated Margin</a>	6109.98 (SP 48)	
Current BMU Largest Loss Risk	Generation	1500 MW
	Demand	560 MW



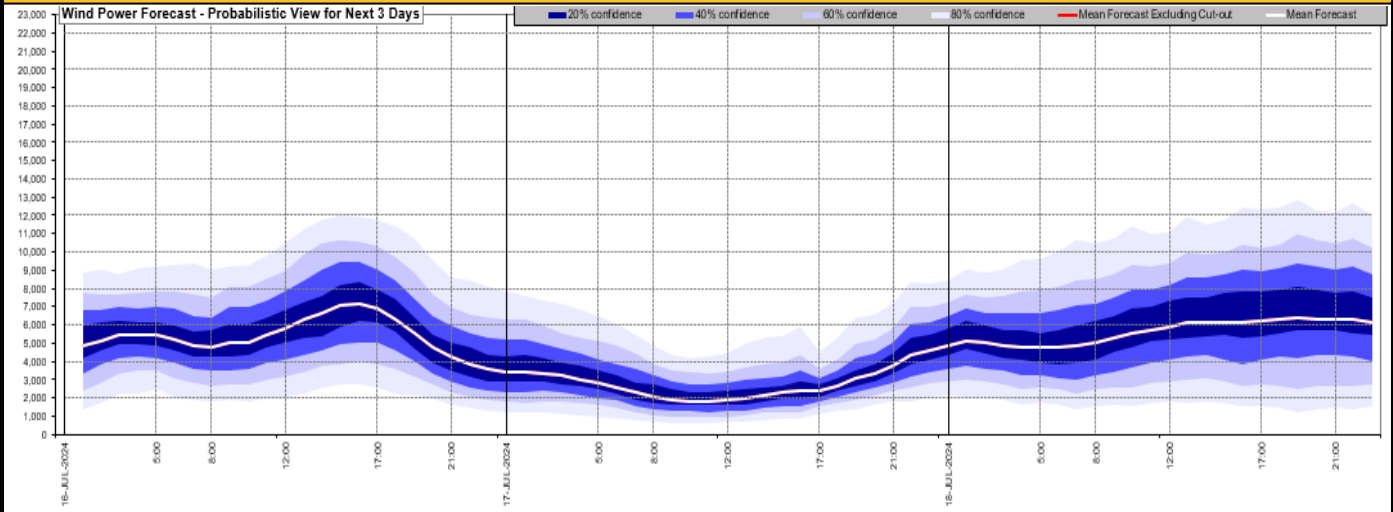
**Yesterday's Market Summary**

<a href="#">Cash Out Price (Max)</a>	£ 125 (SP 39)
<a href="#">Cash Out Price (Min)</a>	£ 20 (SP 14)
<a href="#">Peak Demand Yesterday</a>	30,261 MW
Minimum Demand	19,360 MW

**Interconnector Net Transfer Capacity (MWs)**

Today	Import	Export	Remarks
Netherlands (BritNed)	0	0	Planned outage
France (IFA)	2000	2000	Fully Available
Belgium (Nemo)	1000	1000	Fully Available
Ireland (EWIC)	500	500	Fully Available
France (ElecLink)	1000	1000	Fully Available
Northern Ireland (MOYLE)	500	500	Fully Available
Norway (NSL)	1400	1400	Fully Available
France (IFA2)	1000	1000	Fully Available
Viking Link	1400	1400	Fully Available
Ireland (GreenLink)	0	0	Not yet commissioned

### Wind Power Forecast

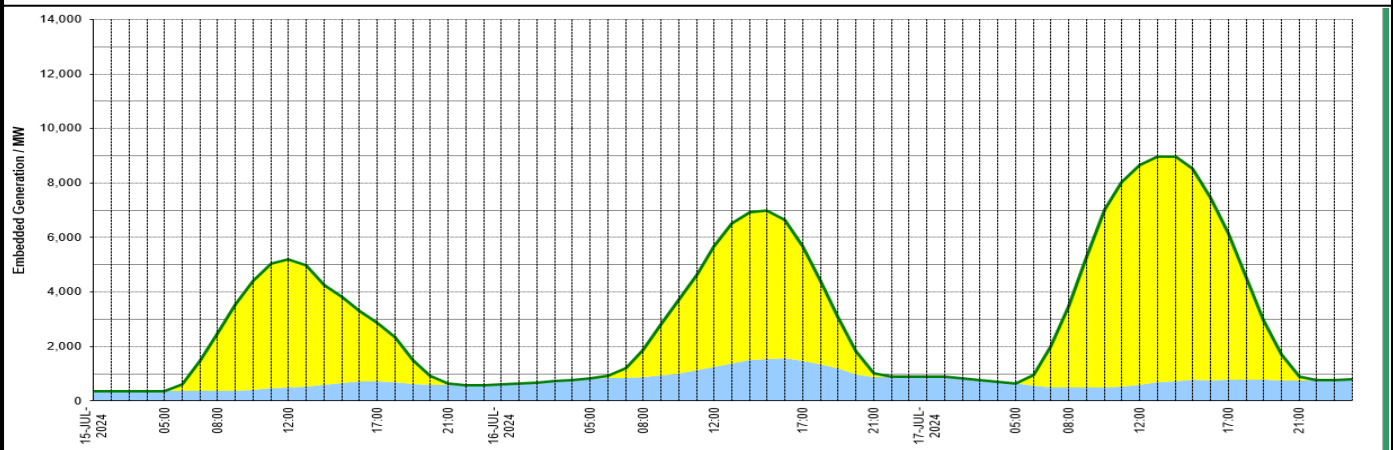


### Expected embedded generation (MWs)

#### Embedded Generation Forecast

Embedded Generation Estimates Last run: 16-Jul-2024 04:32:39

	15-JUL-2024					16-JUL-2024					17-JUL-2024						
	05:00	08:00	12:00	17:00	21:00	00:00	05:00	08:00	12:00	17:00	21:00	00:00	05:00	08:00	12:00	17:00	21:00
Solar (MW)	0	2103	4698	2153	52	0	0	968	4436	4207	122	0	0	2985	8045	5359	142
Wind (MW)	369	361	489	730	585	621	816	886	1239	1475	883	902	642	496	600	787	751
STOR (MW)	0	0	0	0	0	0	0	0	0	0	0	0	0	0	0	0	0
<b>Total (MW)</b>	<b>369</b>	<b>2464</b>	<b>5187</b>	<b>2883</b>	<b>637</b>	<b>621</b>	<b>816</b>	<b>1854</b>	<b>5675</b>	<b>5682</b>	<b>1005</b>	<b>902</b>	<b>642</b>	<b>3481</b>	<b>8645</b>	<b>6146</b>	<b>893</b>



Latest forecast at S:\OandT\OptRisk\Energy\_Requirements\09 - Demand forecasting (Forecasting team)\10 - Daily Files\EmbeddedUpdate\Latest Contact: .box.demand.forecast@nationalgrid.com

Weather	Source	Commentary
Latest forecast (Summary)	<a href="#">Met Office</a> <a href="#">SEPA</a> <a href="#">Natural Resources Wales</a>	<p><b>Today:</b> Rain across parts of England and Wales clearing east during the morning. Sunny spells and scattered showers follow for many, these mostly light in the west, but heavy in the north and east. Breezier in the south and east.</p> <p><b>Tonight:</b> Showers easing with clear spells developing for many, allowing some mist and fog patches to form in places. Cooler than recent nights with temperatures dropping into single figures for some.</p>
General Weather Concerns e.g. wind, rain, snow, flooding, GB Weather Warnings	<a href="#">Met Office</a> <a href="#">Weather Warnings</a> <a href="#">SEPA</a> <a href="#">Natural Resources Wales</a>	<p><b>UK Weather Warnings</b> Yellow warning of rain Areas affected: Central, Tayside &amp; Fife   Grampian   North East England   North West England   SW Scotland, Lothian Borders   Strathclyde</p> <p>Starts: 08:00 BST on Tue 16 July Ends: 20:00 BST on Tue 16 July Some places staying dry but slow-moving, heavy showers are likely to lead to some disruption, particularly to transport.</p> <p>- Spray and flooding on roads probably making journey times longer</p>

Weather	Source	Commentary
		<ul style="list-style-type: none"> <li>- Bus and train services probably affected with journey times taking longer</li> <li>- There is a small chance that a few properties could be temporarily flooded in the heaviest showers.</li> </ul>
		<p><b>Flood Warnings</b> 3 flood warnings and 30 flood alerts issued for England.</p>
		<p>0 flood warnings and 8 flood alerts issued for Scotland.</p> <p>0 flood warnings and 0 flood alerts issued for Wales</p>

*Contains public sector information licensed under the Open Government Licence v1.0*

Further Information	
BM Reports	<a href="https://www.bmreports.com">https://www.bmreports.com</a>
System Balancing Reports	<a href="https://www.nationalgrideso.com/industry-information/industry-data-and-reports/system-balancing-reports">https://www.nationalgrideso.com/industry-information/industry-data-and-reports/system-balancing-reports</a>
Forecast Volumes and Costs	<a href="https://www.nationalgrideso.com/industry-information/industry-data-and-reports/forecast-volumes-and-costs">https://www.nationalgrideso.com/industry-information/industry-data-and-reports/forecast-volumes-and-costs</a>