

# National Electricity Transmission System Status Report

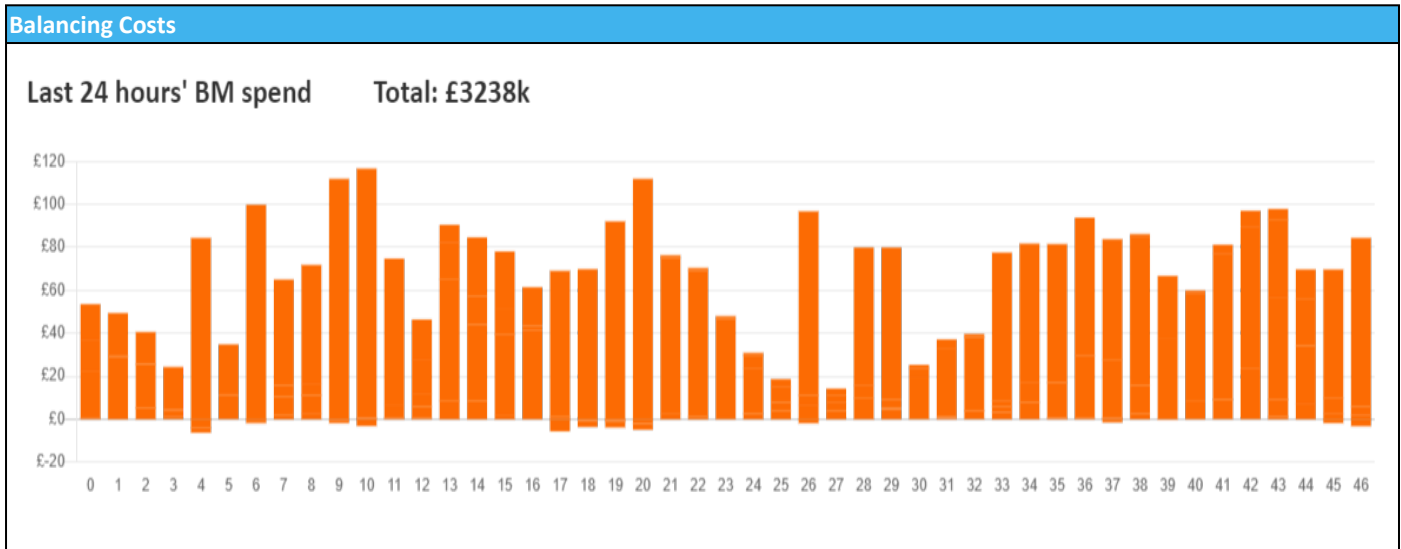


nationalgridESO

**National Electricity Transmission System Status Report**  
Sunday 07 July 2024

Today's High Level Risk Status Forecast for the next 24h			
General Status		Voltage	
Demand		System Inertia	
System Margins		Weather	
Generation		Transmission	
Active Constraints			
<a href="#">System Warning</a>			

<a href="#">Today's Minimum De-Rated Margin</a>	7349 (SP 47)	
Current BMU Largest Loss Risk	Generation	1600 MW
	Demand	560 MW



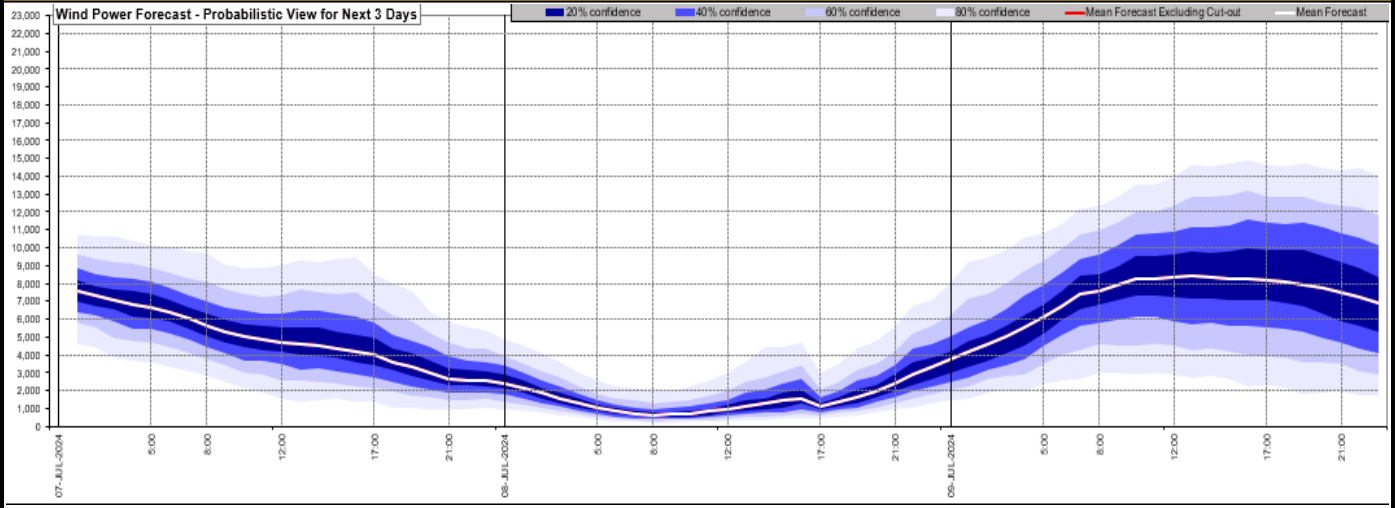
**Yesterday's Market Summary**

<a href="#">Cash Out Price (Max)</a>	£ 105.00 (SP 19)
<a href="#">Cash Out Price (Min)</a>	£ -31.39 (SP 28)
<a href="#">Peak Demand Yesterday</a>	23,712 MW
Minimum Demand	17,625 MW

**Interconnector Net Transfer Capacity (MWs)**

Today	Import	Export	Remarks
Netherlands (BritNed)	0	0	Planned outage
France (IFA)	2000	2000	Fully Available
Belgium (Nemo)	1000	1000	Fully Available
Ireland (EWIC)	500	500	Fully Available
France (ElecLink)	1000	1000	Fully Available
Northern Ireland (MOYLE)	500	500	Fully Available
Norway (NSL)	1400	1400	Fully Available
France (IFA2)	1000	1000	Fully Available
Viking Link	1400	1400	Fully Available
Ireland (GreenLink)	0	0	Not yet commissioned

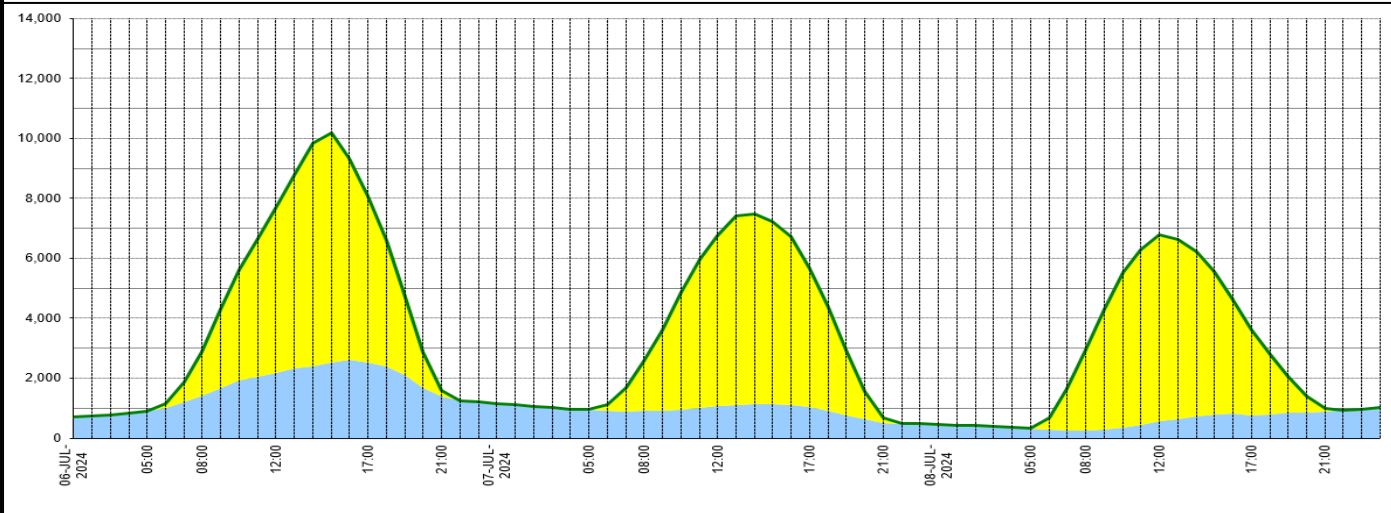
### Wind Power Forecast



### Expected embedded generation (MWs)

#### Embedded Generation Forecast

	06-JUL-2024					07-JUL-2024					08-JUL-2024						
	05:00	08:00	12:00	17:00	21:00	00:00	05:00	08:00	12:00	17:00	21:00	00:00	05:00	08:00	12:00	17:00	21:00
Solar (MW)	0	1474	5495	5530	210	0	0	1643	5678	4637	177	0	0	2681	6228	2846	106
Wind (MW)	901	1411	2184	2532	1390	1163	956	928	1072	1028	502	460	321	261	554	752	895
STOR (MW)	0	0	0	0	0	0	0	0	0	0	0	0	0	0	0	0	0
<b>Total (MW)</b>	<b>901</b>	<b>2885</b>	<b>7679</b>	<b>8062</b>	<b>1600</b>	<b>1163</b>	<b>956</b>	<b>2571</b>	<b>6750</b>	<b>5665</b>	<b>679</b>	<b>460</b>	<b>321</b>	<b>2942</b>	<b>6782</b>	<b>3598</b>	<b>1001</b>



Weather	Source	Commentary
Latest forecast (Summary)	<a href="#">Met Office</a> <a href="#">SEPA</a> <a href="#">Natural Resources Wales</a>	<b>Today:</b> Showers in the west will become more widespread through the day. Locally heavy and thundery in southern Scotland, northern England and east Wales. Sunny spells in between and light winds. Temperatures stay below the seasonal average. <b>Tonight:</b> Showers fade for most, although a few continuing in the far north. Clear spells developing for many with light winds leading to some fog patches. Rain in the southwest later.
General Weather Concerns e.g. wind, rain, snow, flooding, GB Weather Warnings	<a href="#">Met Office</a> <a href="#">Weather Warnings</a> <a href="#">SEPA</a> <a href="#">Natural Resources Wales</a>	<b>UK Weather Warnings</b> Yellow warning of rain Areas affected: North West England   Wales ACTIVE Started at: 04:00 BST on Sun 7 July Ends: 10:00 BST on Sun 7 July Slow-moving heavy showers may cause some travel disruption and flooding on Sunday morning - Spray and flooding on roads probably making journey times longer - Bus and train services probably affected with journey times taking longer - Flooding of a few homes and businesses is possible

Weather	Source	Commentary
		<b>Flood Warnings</b> 0 flood warnings and 3 flood alerts issued for England.  0 flood warnings and 2 flood alerts issued for Scotland.  0 flood warnings and 0 flood alerts issued for Wales

*Contains public sector information licensed under the Open Government Licence v1.0*

Further Information	
BM Reports	<a href="https://www.bmreports.com">https://www.bmreports.com</a>
System Balancing Reports	<a href="https://www.nationalgrideso.com/industry-information/industry-data-and-reports/system-balancing-reports">https://www.nationalgrideso.com/industry-information/industry-data-and-reports/system-balancing-reports</a>
Forecast Volumes and Costs	<a href="https://www.nationalgrideso.com/industry-information/industry-data-and-reports/forecast-volumes-and-costs">https://www.nationalgrideso.com/industry-information/industry-data-and-reports/forecast-volumes-and-costs</a>