

You have been joined in listen only mode with your camera turned off

Live captioning is available in Microsoft Teams

- Click on the 3 dots icon / 'More'
- Click 'Turn on live captions'

ESO Operational Transparency Forum

15 May 2024

## Introduction | Sli.do code #OTF

To ask questions live & give us post event feedback go to Sli.do event code #OTF.

- **Ask your questions as early as possible** as our experts may need time to ensure a correct answer can be given live.
- **Please provide your name or organisation.** This is an operational forum for industry participants therefore questions from unidentified parties will not be answered live. If you have reasons to remain anonymous to the wider forum please use the advance question or email options below.
- **The OTF is not the place to challenge the actions of individual parties** (other than the ESO) and we will not comment on these challenges. This type of concern can be reported to the Market Monitoring team at: [marketreporting@nationalgrideso.com](mailto:marketreporting@nationalgrideso.com)
- **Questions will be answered in the upvoted order whenever possible.** We will take questions from further down the list when: the answer is not ready; we need to take the question away or the topic is outside of the scope of the OTF.
- **Sli.do will remain open until 12:00**, even when the call closes earlier, to provide the maximum opportunity for you to ask questions. After that please use the advance questions or email options below.
- **All questions will be recorded and published.** Questions which are not answered on the day will be included, with answers, in the slide pack for the next OTF.
- **Ask questions in advance** (before 12:00 on Monday) at: <https://forms.office.com/r/k0AEfKnai3>
- **Ask questions anytime** whether for inclusion in the forum or individual response at: [box.NC.customer@nationalgrideso.com](mailto:box.NC.customer@nationalgrideso.com)

**Stay up to date on our webpage:** <https://www.nationalgrideso.com/OTF> (OTF Q&A is published with slidepacks)

## Future deep dive / focus topics

### Today

### Future

Update on Balancing Reserve – 22<sup>nd</sup> May

OBP Update – TBC

*Advance notice: There will be no OTF on 29<sup>th</sup> May due to key staff availability over the bank holiday and half term.*

If you have suggestions for future deep dives or focus topics please send them to us at:  
[box.NC.customer@nationalgrideso.com](mailto:box.NC.customer@nationalgrideso.com) and we will consider including them in a future forum

## REMA – Scheduling and Dispatch Case for Change Webinar

- ESO has been working with consultants AFRY to assess whether there is a 'Case for Change' to Scheduling and Dispatch.
- We will be running a webinar on **21 May 2024 between 9am and 1pm**. This webinar will include interactive breakout sessions throughout the event and a Q&A session at the end for any questions you may have.
- The purpose of the webinar is to provide a forum for industry members to present their views and allow direct engagement with AFRY team and ESO colleagues.
- The ESO welcomes participation from all areas of Industry.
- To keep breakout sessions manageable for the team, we are currently limiting registrations to **one person per organisation**.

Register here

- In advance of the webinar, we recommend that you visit the [Net Zero Market Reform](#) website to review the content we have published so far.
- If you have any questions, please contact us at: [box.Market.Strategy@nationalgrideso.com](mailto:box.Market.Strategy@nationalgrideso.com)

# Annual Balancing Costs Report Webinar

We are pleased to announce details for our first Annual Balancing Cost Report and upcoming webinar.

**Date:** 17 May 2024

**Time:** 11:00 – 12:00 PM

**Location:** Microsoft Teams

The full report will be published on our [Balancing Costs webpage](#) on 17 May.

## Agenda

- Introduction
- Key messages
- A look back at recent balancing costs
- Future balancing cost projections
- Audience Q&A

Registration now open for this webinar:

<https://events.teams.microsoft.com/event/67a0138a-bf33-44be-b7a1-1a498279106d@f98a6a53-25f3-4212-901c-c7787fcd3495>

Register 17 May



- This webinar will be an opportunity to hear our latest thoughts on recent trends and the future outlook of balancing costs.
- If you have any questions or queries in advance, please reach out to [box.Balancing.Costs@nationalgrideso.com](mailto:box.Balancing.Costs@nationalgrideso.com)

# Operational Separation Cutover - Billing System Changes

System Outage	What this means to you and your business	Direct questions to email below
TNUoS	No impact. Invoices will be raised as normal for May Variable Direct Debit customer collections will be delayed until restoration of system	<a href="#">Contact here</a>
Connections	No impact. Invoices will be raised as normal for May Variable Direct Debit customer collections will be delayed until restoration of system	<a href="#">Contact here</a>
BSUoS	The last run of BSUoS will be the 25th April. The next run is expected to be 21st May	<a href="#">Contact here</a>
AAHEDC (Hydro)	Invoices will be raised in advance with payment date reflecting the standard due date	<a href="#">Contact here</a>
Settlement providers	Payments will be made earlier than the current published payments calendar. May payments will be made in line with the current billing calendar	<a href="#">Contact here</a>
App Fees	Invoices will be raised before outage if applicable and manually via offline process should this be required	<a href="#">Contact here</a>

As we approach our new role as National Energy System Operator (NESO) this summer, there will be a requirement to update our billing systems. This means that there will be an outage from **26<sup>th</sup> April to 21<sup>st</sup> May 2024**.

During this we will not be able to produce or send billing information and invoices during this period.

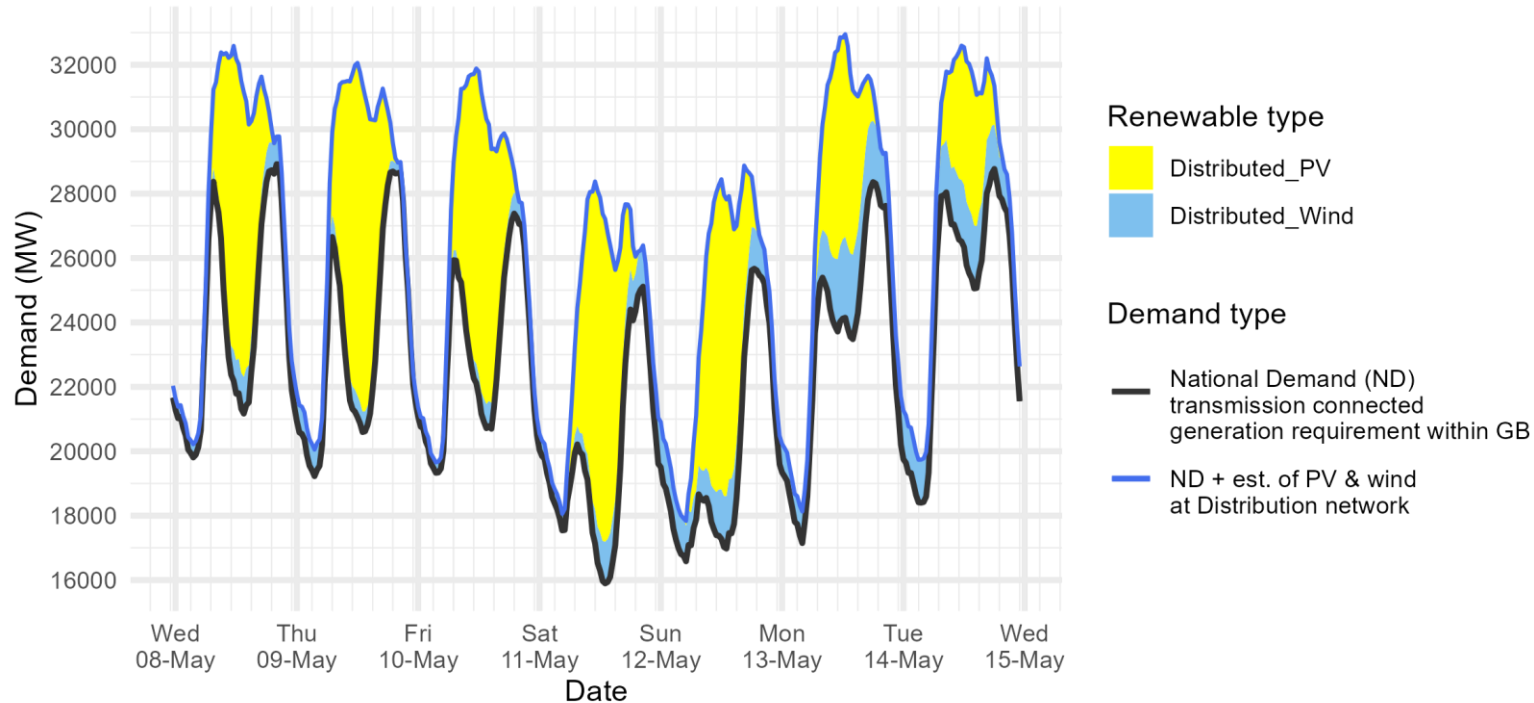
We will share more detailed communications regarding this, including the revised BSUoS calendar shortly.

## Future Event Summary

Event	Date & Time	Link
FRCR 2024 Consultation	10 <sup>th</sup> April – 17 <sup>th</sup> May 2024	<a href="#">Further Information</a> including webinar recording
NESO Information Request Statement Consultation	3 <sup>rd</sup> May – 31 <sup>st</sup> May 2024	<a href="#">Further Information</a>
Annual Balancing Cost Report Webinar	17 <sup>th</sup> May 2024 11:00-12:00	<a href="#">Sign up here</a>
REMA Scheduling and Dispatch Case for Change Webinar	21 <sup>st</sup> May 2024 9:00-13:00	<a href="#">Sign up here</a>
Balancing Programme Webinar	27 <sup>th</sup> June 2024 9:30-17:30	<a href="#">Sign up here</a>

# Demand | Last week demand out-turn

ESO National Demand outturn 08-14 May 2024



The black line (National Demand ND) is the measure of portion of total GB customer demand that is supplied by the transmission network.

ND values do not include export on interconnectors or pumping or station load

Blue line serves as a proxy for total GB customer demand. It includes demand supplied by the distributed wind and solar sources, but it does not include demand supplied by non-weather driven sources at the distributed network for which ESO has no real time data.

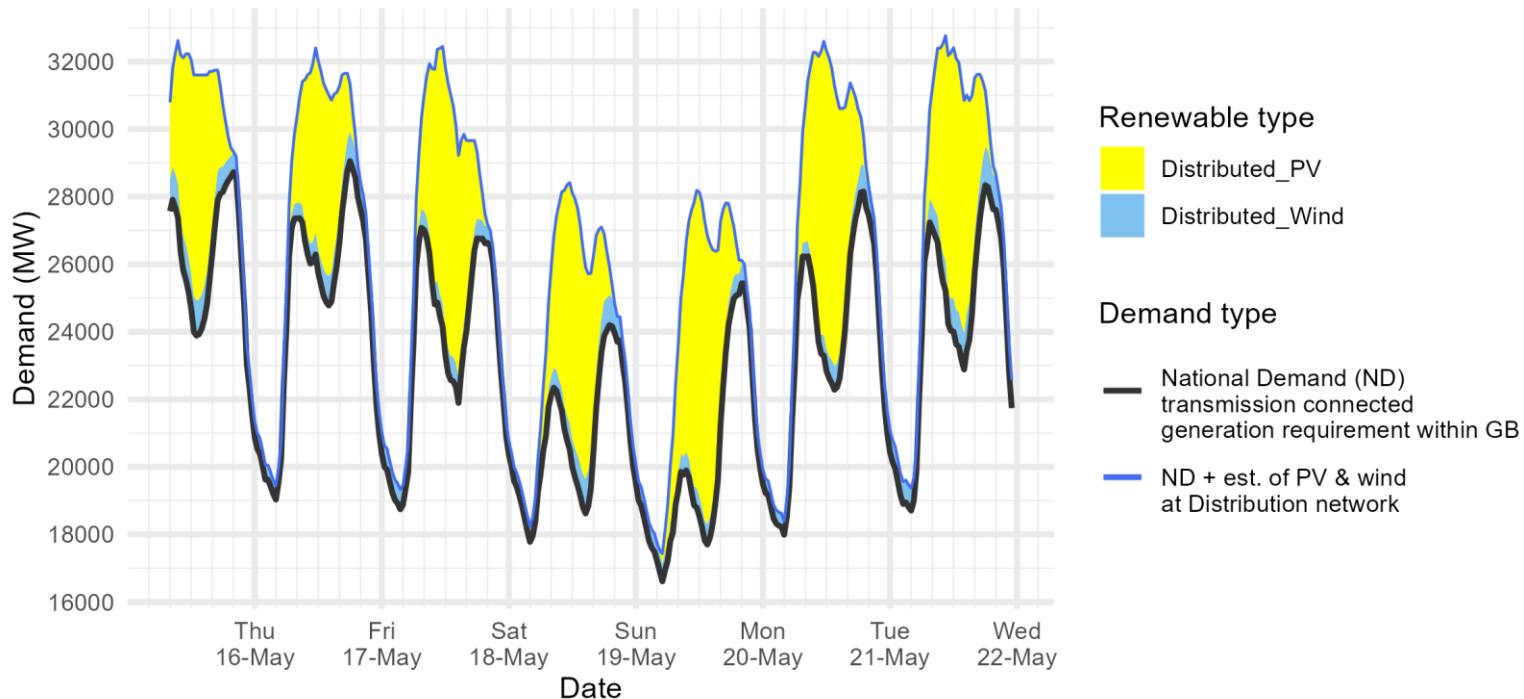
Historic out-turn data can be found on the [ESO Data Portal](#) in the following data sets: [Historic Demand Data](#) & [Demand Data Update](#)

Date	Forecasting Point	FORECAST (Wed 08 May)			OUTTURN		
		National Demand (GW)	Dist. wind (GW)	Dist. PV (GW)	National Demand (GW)	Dist. wind (GW)	Dist. PV (GW)
08 May 2024	Afternoon Min	23.9	1.1	6.9	21.2	1.1	8.8
09 May 2024	Overnight Min	19.2	0.8	0.0	19.2	0.8	0.0
09 May 2024	Afternoon Min	23.5	0.7	8.1	20.6	0.6	10.1
10 May 2024	Overnight Min	19.9	0.3	0.0	19.3	0.3	0.0
10 May 2024	Afternoon Min	22.0	0.7	7.2	20.7	0.8	7.9
11 May 2024	Overnight Min	18.5	0.5	0.3	17.5	0.5	0.0
11 May 2024	Afternoon Min	17.2	1.2	7.4	15.9	1.3	10.0
12 May 2024	Overnight Min	17.3	0.9	0.3	16.6	1.1	0.1
12 May 2024	Afternoon Min	17.9	1.4	7.0	17.0	1.6	9.2
13 May 2024	Overnight Min	18.6	0.7	0.0	17.1	1.0	0.0
13 May 2024	Afternoon Min	23.3	1.5	6.5	23.5	2.6	5.1
14 May 2024	Overnight Min	19.0	1.0	0.0	18.4	1.3	0.0
14 May 2024	Afternoon Min	22.9	1.7	6.4	25.1	2.0	4.4



# Demand | Week Ahead

ESO Demand forecast for 15-21 May 2024



The black line (National Demand ND) is the measure of portion of total GB customer demand that is supplied by the transmission network.

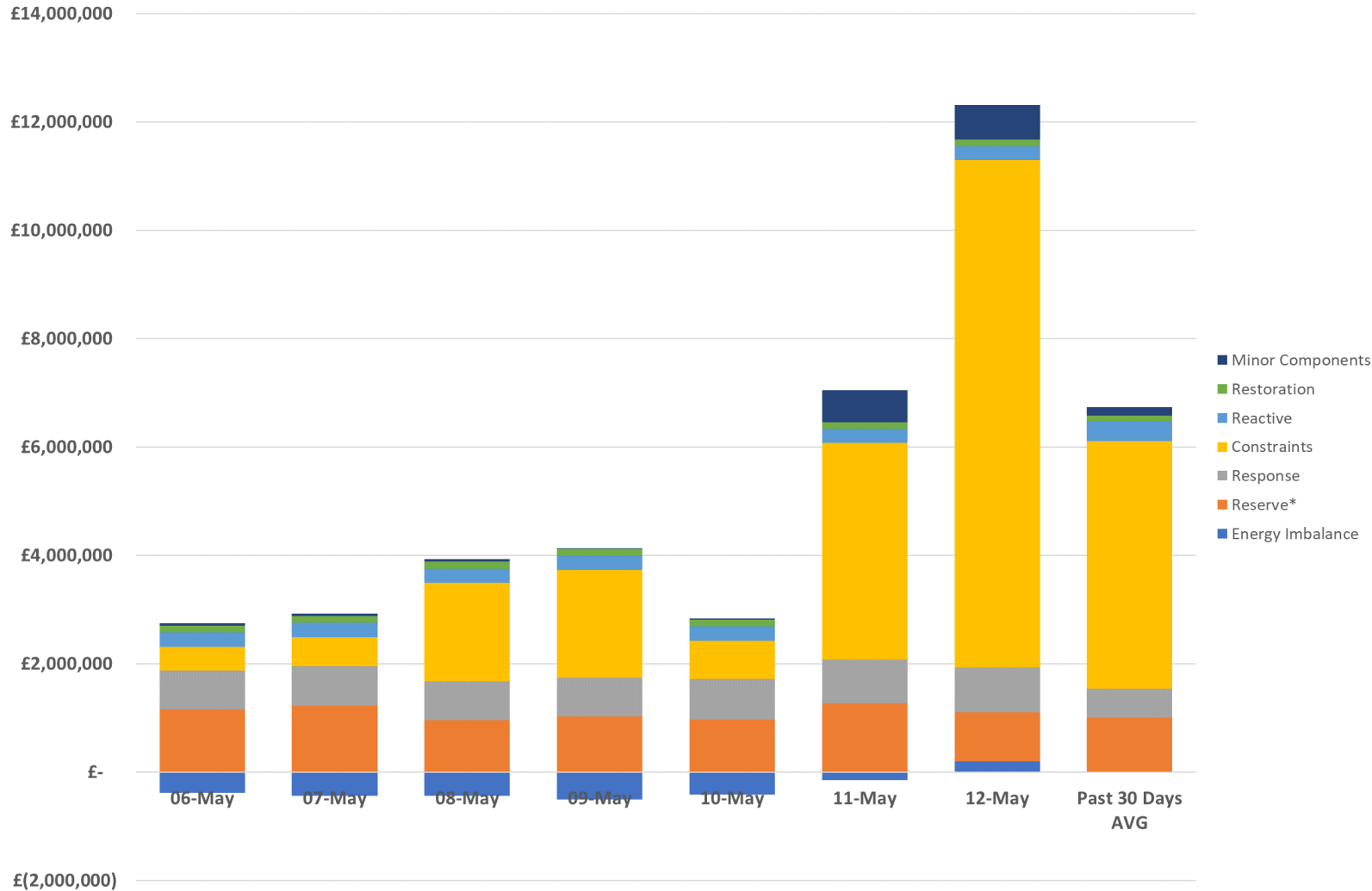
ND values do not include export on interconnectors or pumping or station load

Blue line serves as a proxy for total GB customer demand. It includes demand supplied by the distributed wind and solar sources, but it does not include demand supplied by non-weather driven sources at the distributed network for which ESO has no real time data.

Historic out-turn data can be found on the [ESO Data Portal](#) in the following data sets: [Historic Demand Data](#) & [Demand Data Update](#)

		FORECAST (Wed 15 May)		
Date	Forecasting Point	National Demand (GW)	Dist. wind (GW)	Dist. PV (GW)
15 May 2024	Afternoon Min	23.9	1.0	6.7
16 May 2024	Overnight Min	19.0	0.4	0.0
16 May 2024	Afternoon Min	24.8	0.9	5.4
17 May 2024	Overnight Min	18.7	0.6	0.0
17 May 2024	Afternoon Min	21.9	0.7	6.6
18 May 2024	Overnight Min	17.8	0.5	0.0
18 May 2024	Afternoon Min	18.6	1.0	6.3
19 May 2024	Overnight Min	16.6	0.5	0.3
19 May 2024	Afternoon Min	17.7	0.6	8.5
20 May 2024	Overnight Min	18.0	0.4	0.0
20 May 2024	Afternoon Min	22.3	0.7	8.3
21 May 2024	Overnight Min	18.7	0.7	0.0
21 May 2024	Afternoon Min	22.9	1.1	6.9

## ESO Actions | Category costs breakdown for the last week



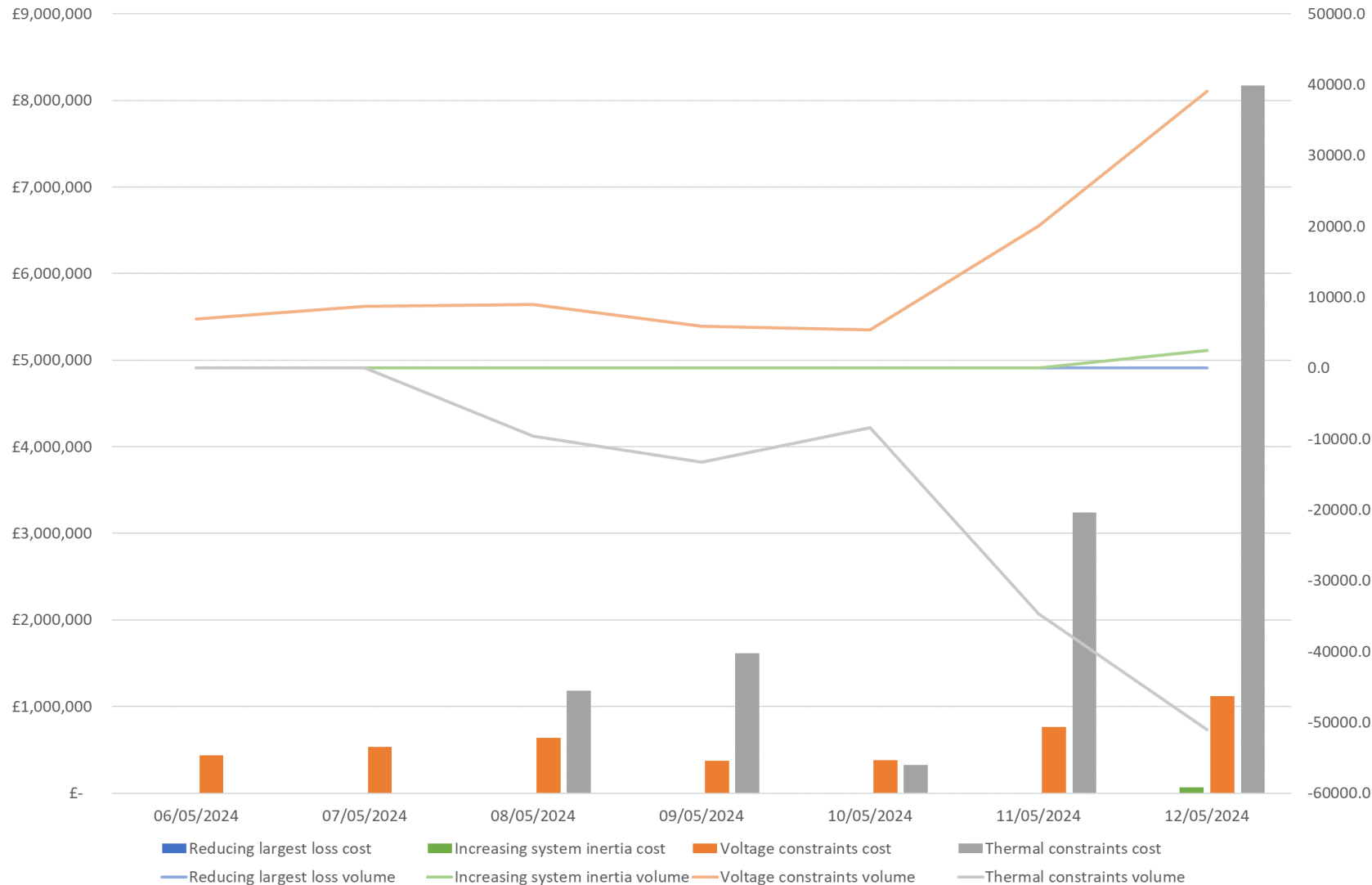
Date	Total (£m)
06/05/2024	2.4
07/05/2024	2.5
08/05/2024	3.5
09/05/2024	3.6
10/05/2024	2.4
11/05/2024	6.9
12/05/2024	12.3
<b>Weekly Total</b>	<b>33.6</b>
<b>Previous Week</b>	<b>39.9</b>

Constraints and Reserve costs were the key cost component for the week.

Please note that all the categories are presented and explained in the MBSS.

**Data issue:** Please note that due to a data issue on a few days over the last few months, the Minor Components line in Non-Constraint Costs is capturing some costs on those days which should be attributed to different categories. It has been identified that a significant portion of these costs should be allocated to the Operating Reserve Category. Although the categorisation of costs is not correct, we are confident that the total costs are correct in all months. We continue to investigate and will advise when we have a resolution.

# ESO Actions | Constraint Cost Breakdown



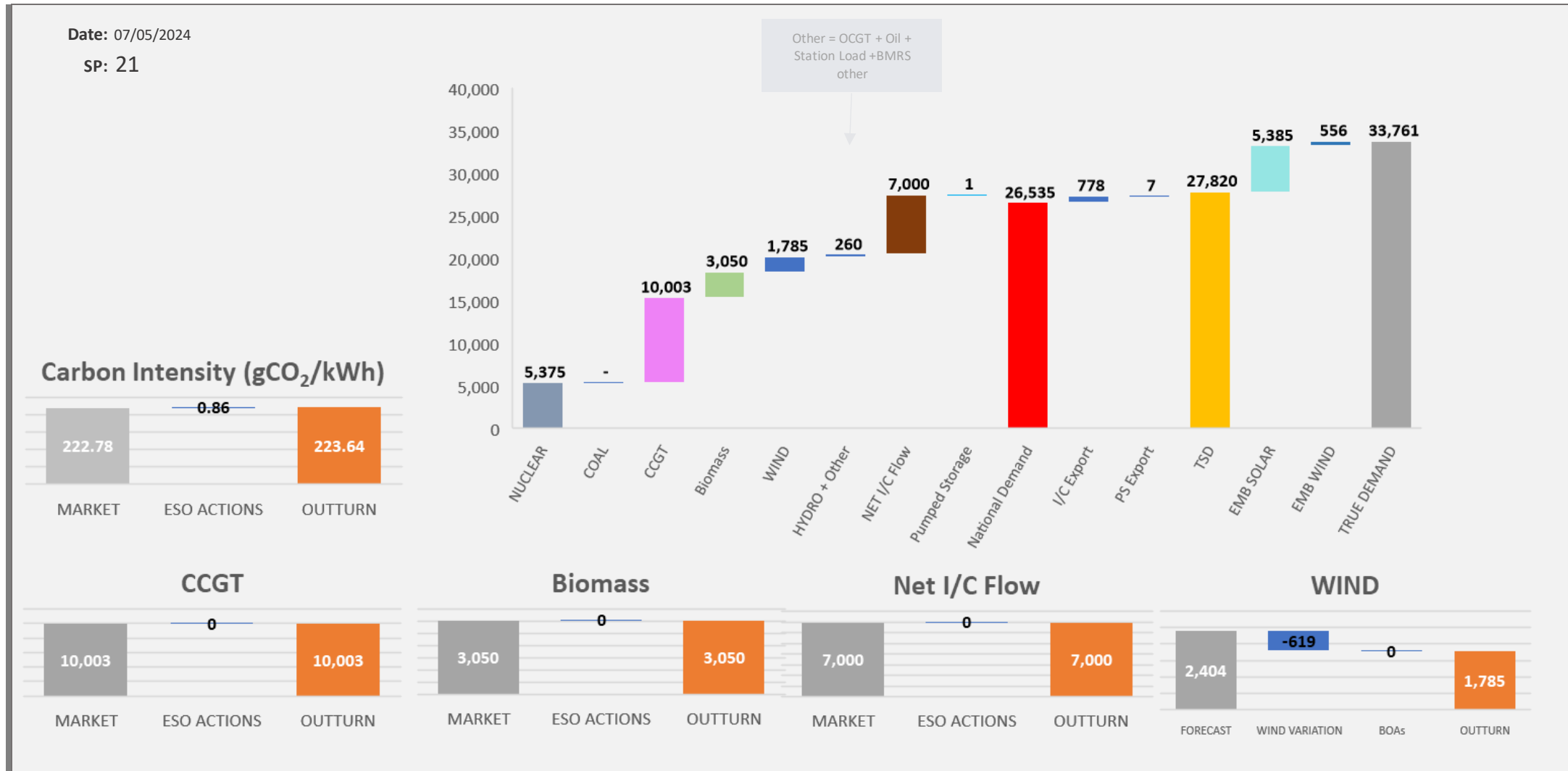
**Thermal – network congestion**  
 Actions were required to manage thermal constraints throughout the week except on Monday and Tuesday.

**Voltage**  
 Intervention was required to manage voltage levels throughout the week.

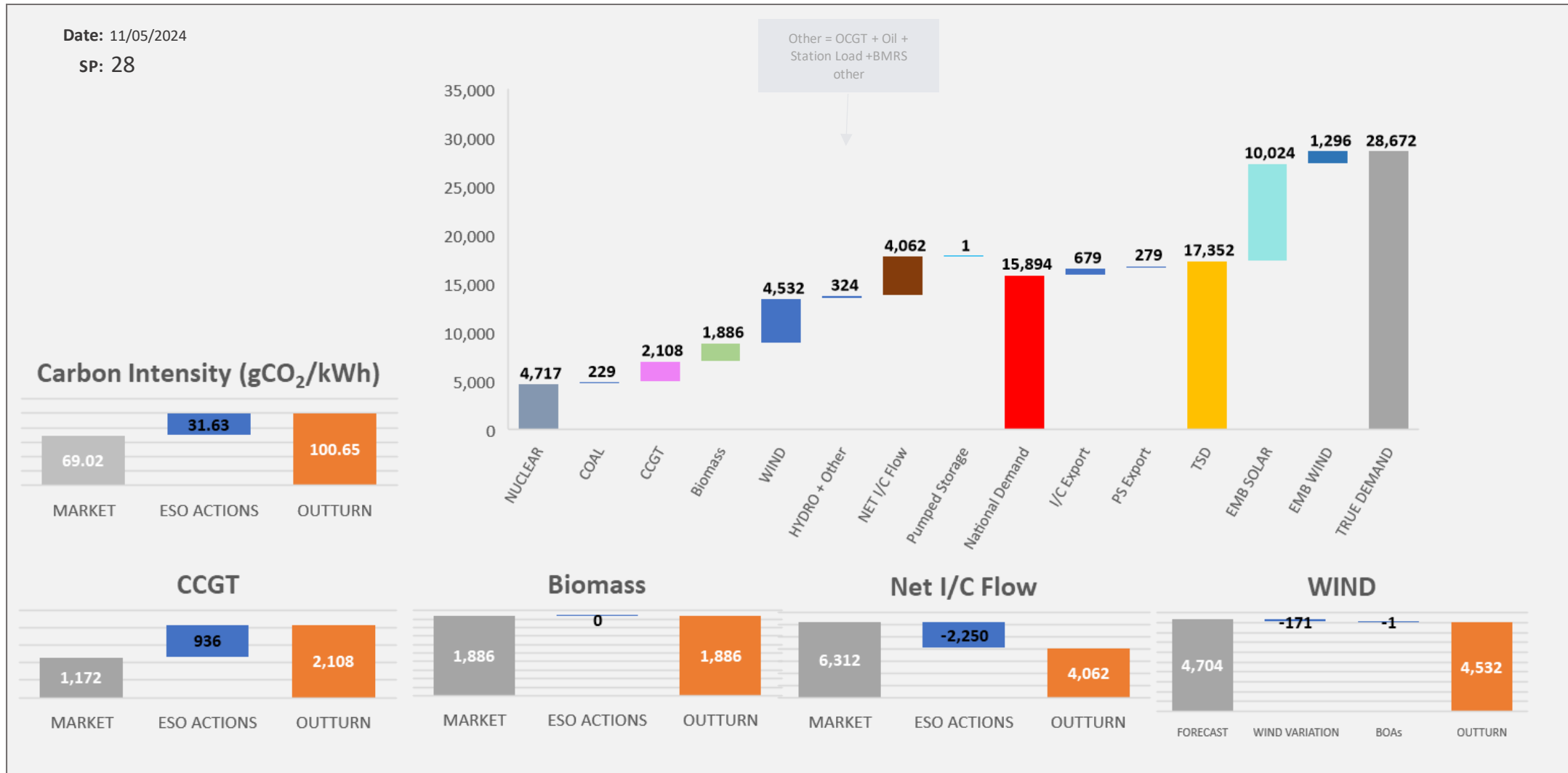
**Managing largest loss for RoCoF**  
 No intervention was required to manage largest loss.

**Increasing inertia**  
 Intervention was required to manage System Inertia on Sunday.

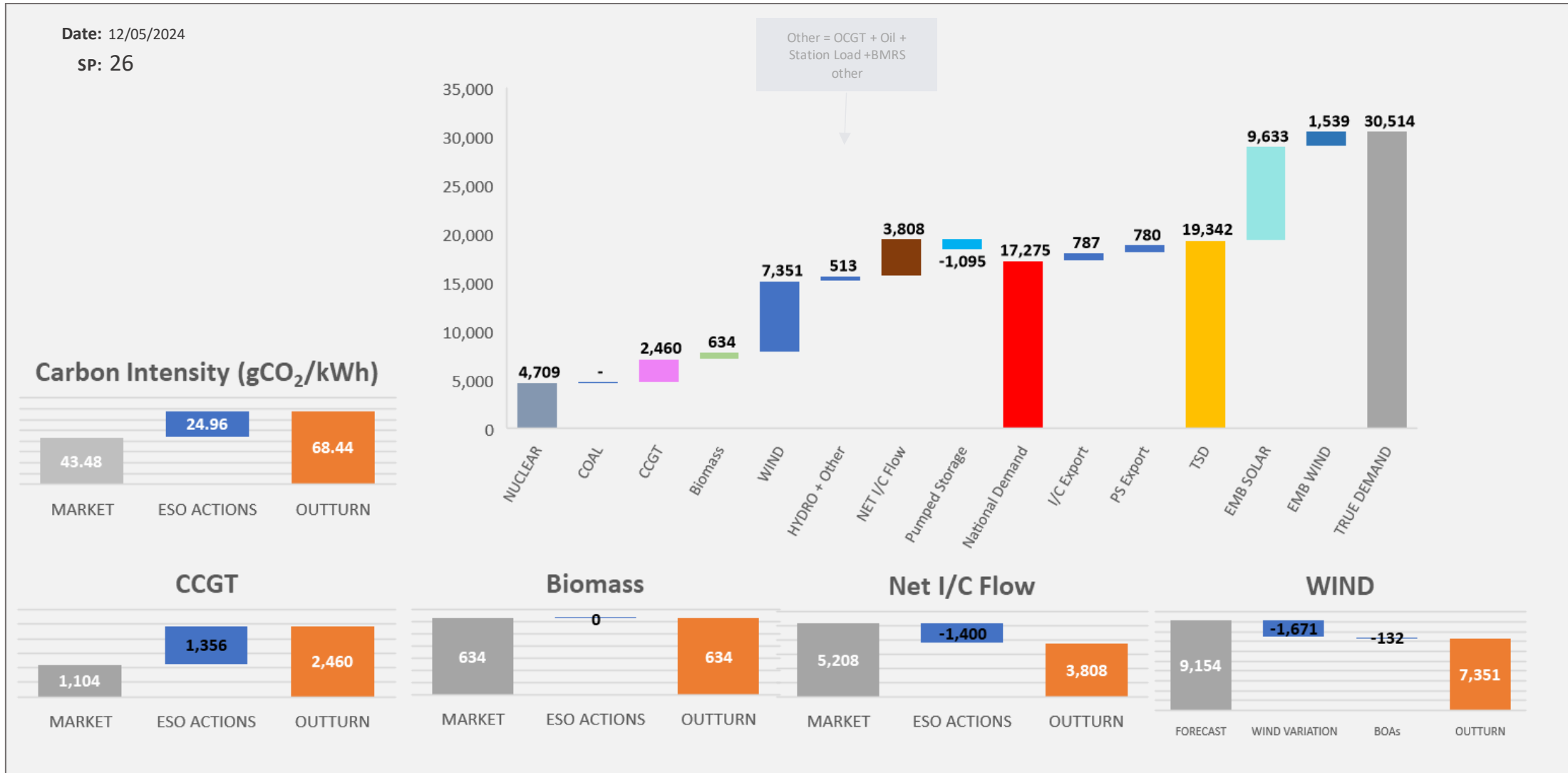
# ESO Actions | Tuesday 7 May – Peak Demand – SP spend ~-£21k



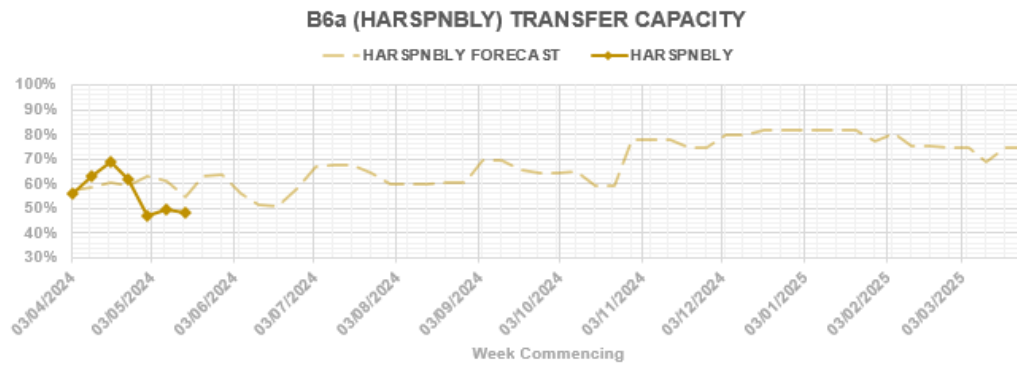
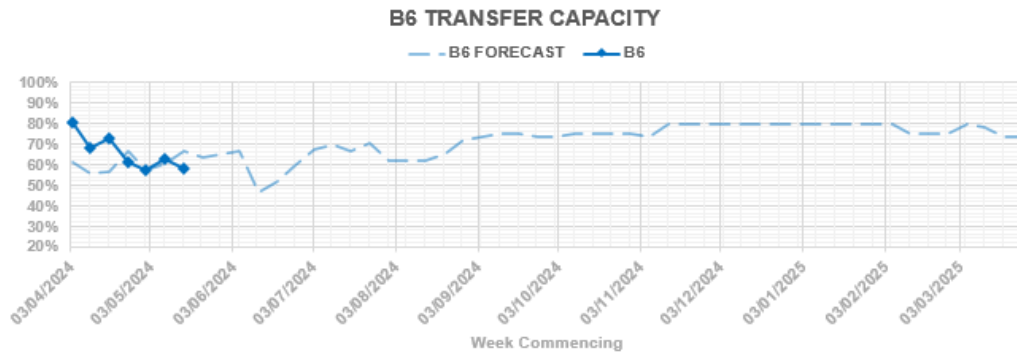
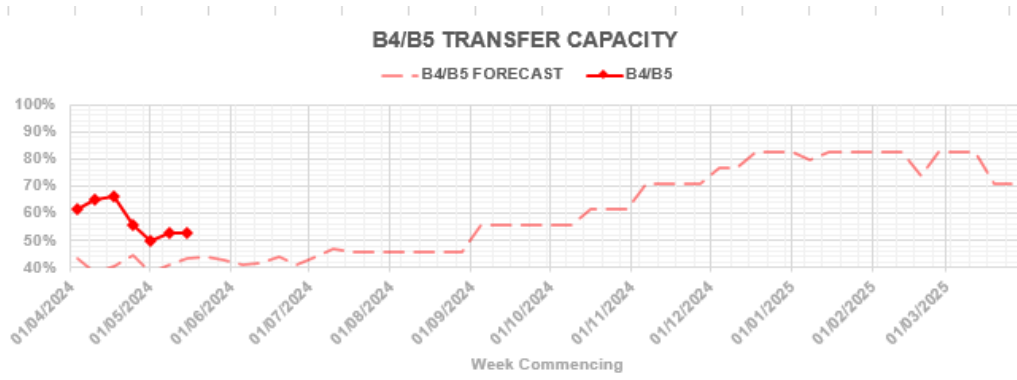
# ESO Actions | Saturday 11 May – Minimum Demand – SP Spend ~£189k



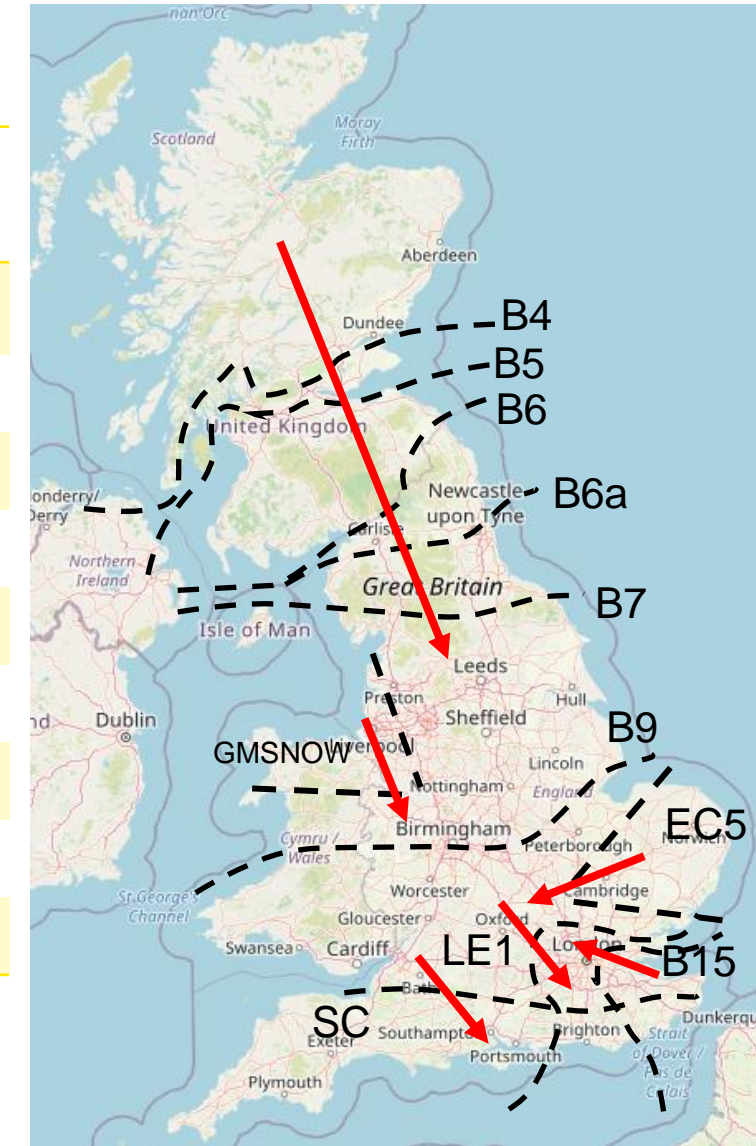
# ESO Actions | Sunday 12 May – Highest SP Spend ~£405k



# Transparency | Network Congestion



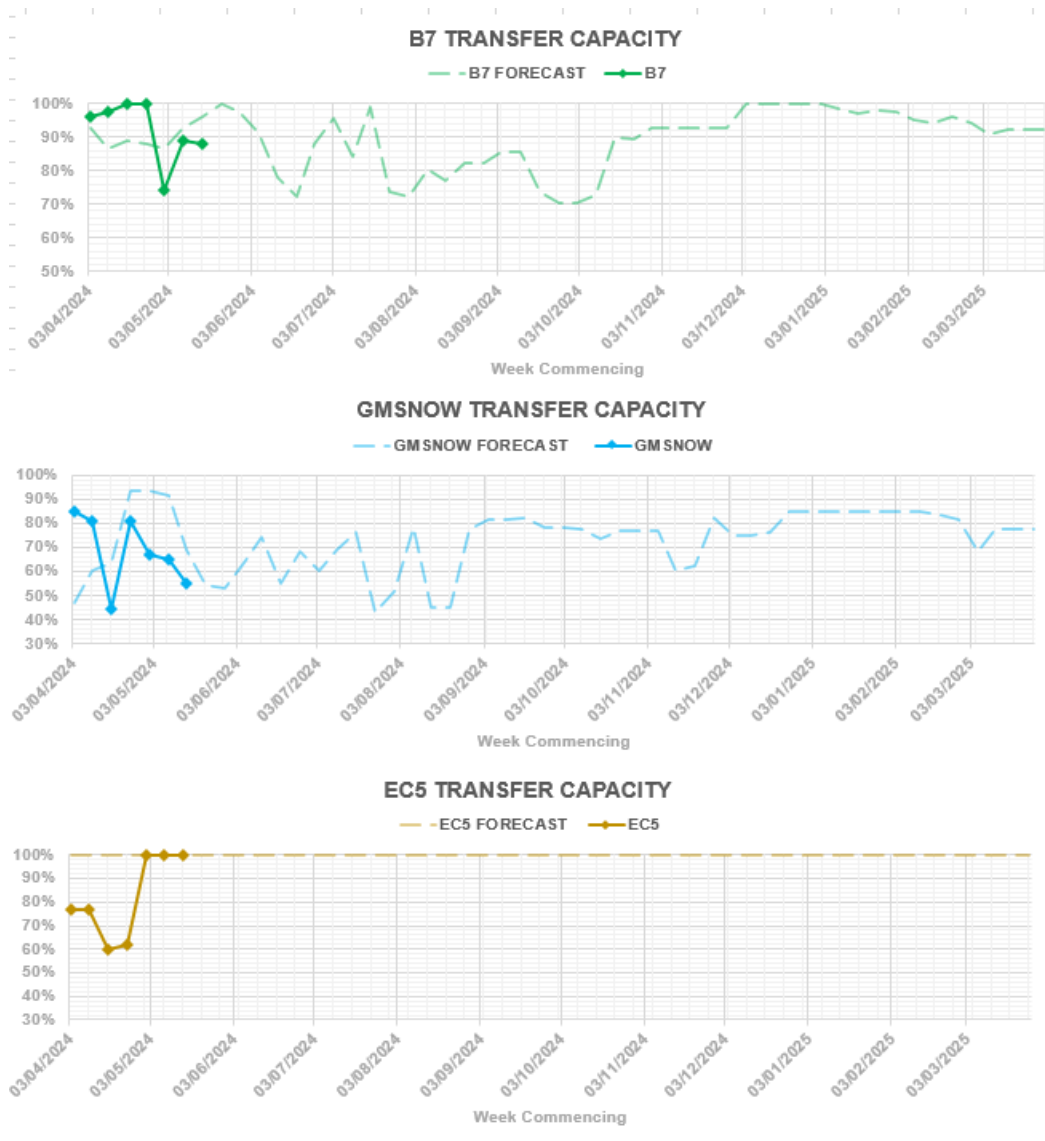
Boundary	Max. Capacity (MW)	Current Capacity (%)
B4/B5 (SSE-SP)	3400	53%
B6 (SCOTEX)	6800	58%
HARSPNBLY	8000	48%
B7 (SSHARN)	8325	88%
GMSNOW	4700	55%
EC5	5000	100%
LE1 (SEIMP)	8500	64%
B15 (ESTEX)	7500	35%
SC	7300	58%



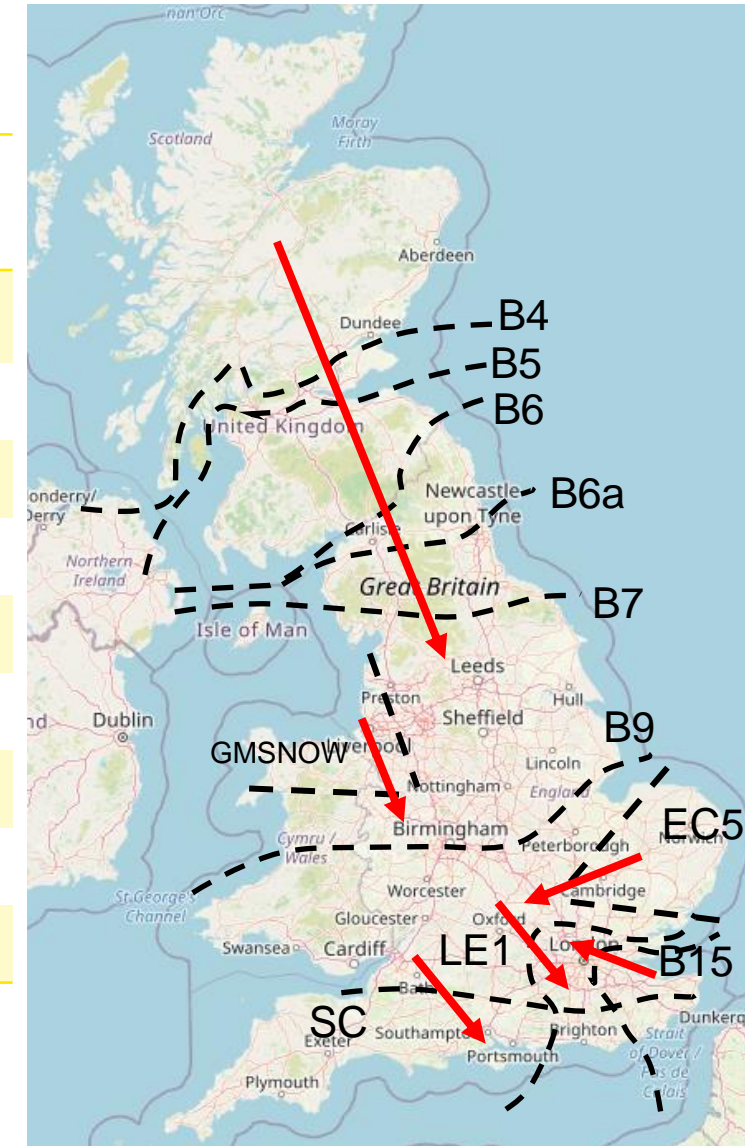
Day ahead flows and limits, and the 24-month constraint limit forecast are published on the ESO Data Portal:

[Constraints Management](#)

# Transparency | Network Congestion



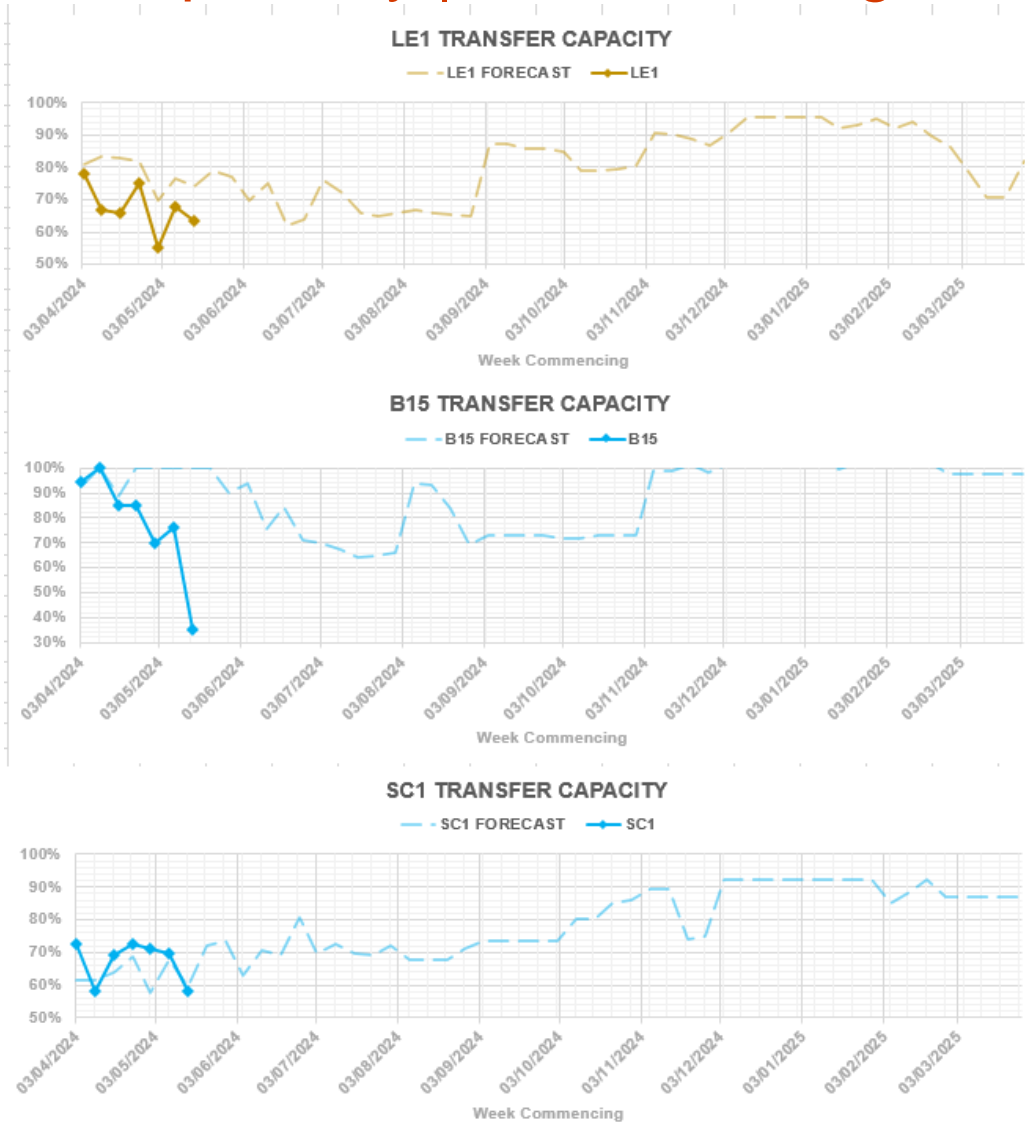
Boundary	Max. Capacity (MW)	Current Capacity (%)
B4/B5 (SSE-SP)	3400	53%
B6 (SCOTEX)	6800	58%
HARSPNBLY	8000	48%
B7 (SSHARN)	8325	88%
GMSNOW	4700	55%
EC5	5000	100%
LE1 (SEIMP)	8500	64%
B15 (ESTEX)	7500	35%
SC	7300	58%



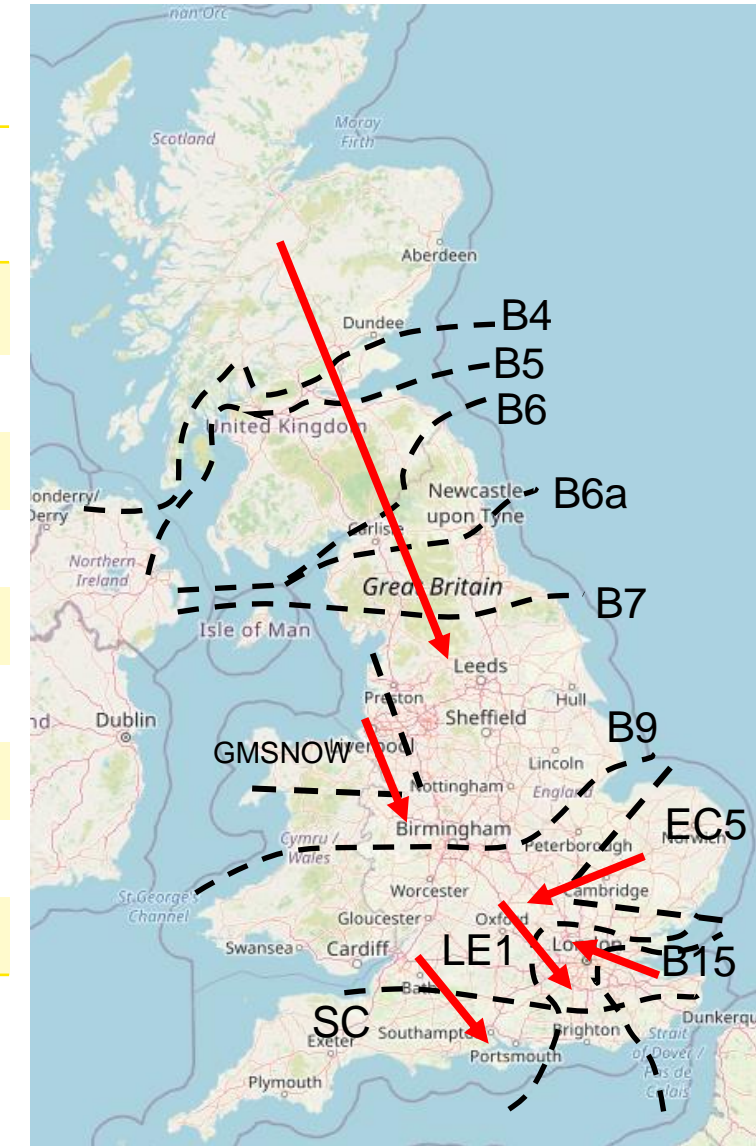
Day ahead flows and limits, and the 24-month constraint limit forecast are published on the ESO Data Portal: [Constraints Management](#)



# Transparency | Network Congestion



Boundary	Max. Capacity (MW)	Current Capacity (%)
B4/B5 (SSE-SP)	3400	53%
B6 (SCOTEX)	6800	58%
HARSPNBLY	8000	48%
B7 (SSHARN)	8325	88%
GMSNOW	4700	55%
EC5	5000	100%
LE1 (SEIMP)	8500	64%
B15 (ESTEX)	7500	35%
SC	7300	58%



Day ahead flows and limits, and the 24-month constraint limit forecast are published on the ESO Data Portal: [Constraints Management](#)

## Previously asked questions

Q: Balancing costs have been lower, is this mainly due to lower WS prices or due to less actions needed to resolve constraints? Also why was 29th April sp38 so expensive when your chart shows hardly actions taken, apart from 1.2GW of wind....was it just from that and if so bcoz of higher bid prices?

A: Balancing costs vary based on several factors including but not limited to changes to Wholesale prices and the number of active constraints on the system. The ESO undertakes a range of activities to minimise balancing costs. For more information on the trends we have observed over the last few years and activities to manage balancing costs spend, please join us at the balancing costs webinar on the 17th May.

Specifically on the 29th SP38 we did not pay a particularly high price for any individual action in either the Balancing Mechanism or through Trading but there was a relatively high volume of actions for that Settlement Period.

Q: Would you be able to provide an update on when the Quick Reserve article 18 consultation will be released?

A: Following the recent call for final feedback on the design we are taking time to review and we hope to update industry ASAP with revised consultation date. We are aiming for end of May / beginning of June.

Q: 5 May I think you said wind was 7GW above forecast. That seems a long way out, why?

A: We have investigated the data and can see there was a discrepancy that has now been fixed. After resolving the data issue, the correct wind figure was around 0.2MW below forecast.

## Outstanding questions

Q: Could ESO please explain (a) how the last answer on slide 20 conforms with Energy Data Taskforce report and (b) given that publishing this data will reduce consumer costs & lead to better network outcome, can ESO please justify why they are not planning to publish the data in question (slide 20)

*This is the question being referred to:*

Q: Most of the EU TOs issue the power system transmission model at least through ENTSO-E publication. Technical data from Appendix B would not allow to create a reliable model as quadratic boosters, taps settings on transformers and voltage control setpoints are not included at the report. Could you please confirm whether there is a plan the model to be shared with parties who have generation subject to curtailment? Without the power system model, the model created by Appendix B will be unreliable without the missing information mentioned above.

A: Currently there is no plan to publish a working model for public consumption. Depending on a generator's connection point the reason for curtailment could be a wider issue and may not be clear in a particular model.

*We are still working on a response.*

*We recognise the theme of whole system data across multiple questions. We will take this away and discuss how we can have a better open dialog with anyone interested in this topic.*

*We have already started having conversations with some of the individuals who have raised these concerns.*

## Outstanding questions

Q: We've been trying to reproduce the demand numbers published by NGESO in their triad report. Could NGESO share the details of the calculation with enough detail so we could reproduce the results from the Elexon data (which BMUs are included, how are losses included in the calculation etc)

Clarification: Thanks Ryan, but it was not the forecast Triad, but the outturn we want to replicate.

*The team are working on an answer to this question*

Q: Would it be possible to give an explanation other than 'OBP despatches most economically' as to why batteries appear to be despatched in the BM completely outwith price order on occasion - as dynamics seem to be very similar and none of the BOA's are 'system' flagged there must be some other reason? e.g. E\_Chapb-1 bid at £43 / £33 while other batteries available at £50+ not touched and E\_Arbrb-1 offered at £105 while cheaper batteries available, again, not touched. (P24 on 7th May) I know you don't comment on individual assets so am not looking for you to explain the specific examples mentioned, more trying to understand why these sorts of actions are being taken - all to do with ancillary contracts / OBP not working properly / something else?

*We have reached out to the individual who asked this question to better understand the example referred to.*

## Advance questions

Q: Please could you do an explainer on the actions ESO took on 12 May on the Interconnectors (selling at -500 £/MWh). We would like to understand the reasons grid took these actions as opposed to further curtailing wind etc. Thank you

*The team are working on an answer to this question*

## Reminder about answering questions at the ESO OTF

- **Questions from unidentified parties will not be answered live.** If you have reasons to remain anonymous to the wider forum please use the advance question or email options. Details in the appendix to the pack.
- **The OTF is not the place to challenge the actions of individual parties** (other than the ESO) and we will not comment on these challenges. This type of concern can be reported to the Market Monitoring team at: [marketreporting@nationalgrideso.com](mailto:marketreporting@nationalgrideso.com)
- **Questions will be answered in the upvoted order whenever possible.** We will take questions from further down the list when: the answer is not ready; we need to take the question away or the topic is outside of the scope of the OTF.
- **Slido will remain open until 12:00**, even when the call closes earlier, to provide the maximum opportunity for you to ask questions.
- **All questions will be recorded and published** All questions asked through Sli.do will be recorded and published, with answers, in the Operational Transparency Forum Q&A on the webpage: <https://www.nationalgrideso.com/what-we-do/electricity-national-control-centre/operational-transparency-forum>
- **Takeaway questions** – these questions will be included in the pack for the next OTF, we may ask you to contact us by email in order to clarify or confirm details for the question.
- **Out of scope questions** will be forwarded to the appropriate ESO expert or team for a direct response. We may ask you to contact us by email to ensure we have the correct contact details for the response. These questions will not be managed through the OTF, and we are unable to forward questions without correct contact details. Information about the OTF purpose and scope can be found in the appendix of this slide pack

**slido**

## **Audience Q&A Session**

ⓘ Start presenting to display the audience questions on this slide.

# Feedback

Please remember to use the feedback poll in sli.do after the event.

We welcome feedback to understand what we are doing well and how we can improve the event for the future.

If you have any questions after the event, please contact the following email address:  
[box.NC.Customer@nationalgrideso.com](mailto:box.NC.Customer@nationalgrideso.com)



Publicly available

# Appendix

# Participation in the Operational Transparency Forum

Thank you to everyone who participates in the OTF, whether you join weekly, monthly, on specific occasions or follow up with the webinar recordings and published slides. We hear from participant feedback and our ESO colleagues that all of us value the opportunity to share information, ask questions and share the answers.

One of the reasons this format works so well is the professional courtesy we see demonstrated every week.

However, in recent weeks there have been some Slido questions and comments in the Q&A session directed at specific market participants suggesting their actions are not appropriate. This is concerning because:

- The statements are being made in a public forum without the opportunity to reply
- The negative comments may impact these businesses directly, or indirectly e.g.: through social media, etc.
- The individuals asking questions could not be traced using the details provided in Slido

**The OTF is not the place to challenge the actions of individual parties** (other than the ESO) and we will not comment on these challenges. This type of concern can be reported to the Market Monitoring team at:

[marketreporting@nationalgrideso.com](mailto:marketreporting@nationalgrideso.com)

**Remember**, if you have reasons to remain anonymous to the wider forum, or have concerns your question may not be one to ask in public, you can use the advance questions or email options.

# Purpose and scope of the ESO Operational Transparency Forum

## Purpose

The Operational Transparency Forum runs once a week to provide updated information on and insight into the operational challenges faced by the control room in the recent past (1-2 weeks) and short term future (1-2 weeks). The OTF will also signpost other ESO events, provide deep dives into focus topics, and allow industry to ask questions.

## Scope

Aligns with purpose, see examples below:

### In Scope of OTF

Material presented i.e.: regular content, deep dives, focus topics  
ESO operational approach & challenges  
ESO published data

### Out of Scope of OTF

Data owned and/or published by other parties  
e.g.: BMRS is published by Elexon  
Processes including consultations operated by other parties e.g.: Elexon, Ofgem, DESNZ  
Data owned by other parties  
Details of ESO Control Room actions & decision making  
Activities & operations of particular market participants  
ESO policy & strategic decision making  
Formal consultations e.g.: Code Changes, Business Planning, Market development

# Managing questions at the ESO Operational Transparency Forum

- OTF participants can ask questions in the following ways:
  - Live via Slido code #OTF
  - In advance (before 12:00 on Monday) at <https://forms.office.com/r/k0AEfKnai3>
  - At any time to [box.NC.Customer@nationalgrideso.com](mailto:box.NC.Customer@nationalgrideso.com)
- **All questions asked through Sli.do** will be recorded and published, with answers, in the Operational Transparency Forum Q&A on the webpage: [Operational Transparency Forum | ESO \(nationalgrideso.com\)](#)
- **Advance questions** will be included, with answers, in the slide pack for the next OTF and published in the OTF Q&A as above.
- **Email questions** which specifically request inclusion in the OTF will be treated as Advance questions, otherwise we will only reply direct to the sender.
- **Takeaway questions** – we may ask you to contact us by email in order to clarify or confirm details for the question.
- **Out of scope questions** will be forwarded to the appropriate ESO expert or team for a direct response. We may ask you to contact us by email to ensure we have the correct contact details for the response. These questions will not be managed through the OTF, and we are unable to forward questions without correct contact details. Information about the OTF purpose and scope can be found in the appendix of this slide pack

# NESO Information Request Statement

## The Energy Act 2023 and the power to request information.

Section 172 of The Energy Act 2023 provides NESO, as the Independent System Operator and Planner, with the power to require information, from anyone carrying out a relevant activity, to allow it to carry out any of its functions. This power will come into effect once NESO is operational.

In advance of this we are consulting on what the Information Request Statement will contain and what an Information Request issued by NESO may look like.

## The Information Request Statement and Notice.

The Statement will be available on our website and will contain sections on why a request has been issued, the process of responding to a request, what happens if a recipient does not provide the information and how we will manage any data provided. A draft template of an Information Request Notice is also shared on our website.

## The Consultation

We are running a consultation from **May 3<sup>rd</sup> to May 31<sup>st</sup>** which can be found at <https://www.nationalgrideso.com/what-we-do/how-we-operate/information-request-statement-consultation> and would welcome feedback from across industry to make sure we develop a statement which is clear and accessible.

Following the consultation period Ofgem will determine if the draft Statement is approved or if any changes are necessary.

## The Grid Code Development Forum (GCDF)

- The GCDF is a monthly forum that facilitates discussions between the ESO and Industry participants in Grid Code-related matters and potential modifications to the Grid Code.
- The forum provides the opportunity to present and discuss potential Grid Code changes, and obtain feedback prior to formal modifications being raised.
- The ESO welcomes participation from all areas of Industry.

Deadline for Presentations/Agenda Items	2024 GCDF Date
29 May	5 June
26 June	3 July
31 July	7 August
28 August	4 September
25 September	2 October
30 October	6 November
27 November	4 December

- You can download the GCDF calendar invites [here](#).
- Please contact [grid.code@nationalgrideso.com](mailto:grid.code@nationalgrideso.com) or the GCDF Technical Secretary at [David.halford@nationalgrideso.com](mailto:David.halford@nationalgrideso.com) if you have any questions or would like to present an item for discussion at a future GCDF.