

## Workgroup Report

# CMP424: Amendments to Scaling Factors used for Year Round TNUoS Charges

**Overview:** This modification seeks to introduce a mechanism which sets a lower limit on the variable generation scaling factors used for the purpose of Year-Round Background tariff calculation. This is to address a defect in current methodology which, without any change, we expect to calculate negative scaling factors within the next few years.

## Modification process & timetable



**Have 2 minutes?** Read our [Executive summary](#)

**Have 25 minutes?** Read the full [Workgroup Consultation](#)

**Have 40 minutes?** Read the full Workgroup Consultation and Annexes.

**Status summary:** The Workgroup have finalised the proposer's solution. They are now seeking approval from the Panel that the Workgroup have met their Terms of Reference and can proceed to Code Administrator Consultation.

**This modification is expected to have a: **Low impact****  
Generators, Transmission System Operators, Interconnectors

**Governance route** Standard Governance modification has been assessed by a Workgroup

<b>Who can I talk to about the change?</b>	<b>Proposer:</b> Martin Cahill <a href="mailto:Martin.cahill1@nationalgrideso.com">Martin.cahill1@nationalgrideso.com</a> 07840 722302	<b>Code Administrator Chair:</b> Claire Goult <a href="mailto:Claire.Goult@nationalgrideso.com">Claire.Goult@nationalgrideso.com</a> 07938 737807

## Contents

<b>Contents .....</b>	<b>2</b>
<b>Executive summary .....</b>	<b>3</b>
<b>What is the issue? .....</b>	<b>4</b>
Why change? .....	5
<b>What is the solution?.....</b>	<b>5</b>
Proposer's solution.....	5
<b>Workgroup considerations .....</b>	<b>7</b>
Workgroup consultation summary .....	14
Draft legal text .....	14
<b>What is the impact of this change? .....</b>	<b>14</b>
Proposer's assessment against Code Objectives .....	14
<b>Proposer's assessment against CUSC Charging Objectives .....</b>	<b>14</b>
Workgroup vote .....	15
<b>When will this change take place? .....</b>	<b>16</b>
Implementation date .....	16
Date decision required by .....	16
Implementation approach .....	16
<b>Interactions.....</b>	<b>16</b>
<b>Acronyms, key terms and reference material.....</b>	<b>17</b>
<b>Annexes .....</b>	<b>17</b>

## Executive summary

This modification seeks to introduce a mechanism which sets a lower limit on the variable generation scaling factors used for the purpose of Year Round Background tariff calculation. This is to address a defect in current methodology which, without any change, we expect to calculate negative scaling factors within the next few years.

### What is the issue?

As connected wind generation (which has a fixed scaling factor of 70%) increases it results in a smaller variable scaling factor over time. Using the TEC register and applying best view, the ESO (Electricity System Operator) expect that this will eventually result in negative variable scaling factors within the next few years.

### What is the solution and when will it come into effect?

#### Proposer's solution:

- Introduce a 10% minimum value for variable scaled factors in the Year Round Background
- 'Fixed' scaling factors can be adjusted for Year Round Background calculations if required to ensure variable factor remains above 10%
- When the variable scaling factor is increased to meet the 10% floor, all 'fixed' scaling factors are adjusted by a uniform amount so that the total of all scaled generation capacity is equal to ACS Peak Demand
- No changes to be made for Peak Security

**Implementation date:** 1 April 2025. We believe this will be a relatively simple solution to implement, and 2025 delivery is achievable.

### What is the impact if this change is made?

ESO's tariff model does not work if any scaling factors are negative. As there is the real possibility that variable scaling factors could turn negative this modification is crucial to allow future TNUoS charges to be set, whilst having minimal impact on tariffs. This modification will not replace or stop other ongoing Industry work around what are the appropriate Scaling Factors to input into the model and some of that work may replace the solution proposed in this modification. This proposal will ensure that the impact of additional flexible generation is included in the Transport Model, whilst again noting that any impact to tariffs is minimal. The proposal addresses an issue expected in the near future, whilst allowing time for more fundamental questions and answers to be concluded around the most appropriate scaling factors to use.

### Interactions

The choice to follow the SQSS (Security and Quality of Supply Standard) for scaling factors was made under [CMP213](#) (Project TransmiT). While this proposal does not directly interact with SQSS, it means that the tariff process will deviate from SQSS in certain circumstances. Any deviation is minimal, as the proposal purely introduces a minimum level for the variable scaling factor, with all other factors adjusting uniformly so that scaled generation is still equal to ACS peak demand. Any impact on tariffs is also minimal.

Processes such as Network Options Assessment (NOA), Holistic Network Design (HND) and Electricity Ten Year Statement (ETYS) have been introduced separately to SQSS for network planning processes. These use different methodologies which do not require the use of scaling factors as per SQSS.

This modification will only change the approach used in CUSC. Scaling factors in SQSS will remain the same but may be changed separately during the next SQSS review.

## What is the issue?

Scaling factors are used in the calculation of TNUoS tariffs (Year-Round Background and Peak Security). There are fixed (directly scaled) and variable scaling factors which are detailed in [SQSS](#) (Appendix E) gives the different parameters (for directly scaled plant) and calculation (for variable scaled plant) to be used.

CUSC section 14.15.7 currently aligns to the scaling factors used in SQSS for Tariff setting.

Generation Plant Type	Peak Security Background	Year Round Background
Intermittent	Fixed (0%)	Fixed (70%)
Nuclear & CCS	Variable	Fixed (85%)
Interconnectors	Fixed (0%)	Fixed (100%)
Hydro	Variable	Variable
Pumped Storage	Variable	Fixed (50%)
Peaking	Variable	Fixed (0%)
Other (Conventional)	Variable	Variable

Scaling factors are designed to scale capacity of generation to equal the ACS Peak Demand (estimated unrestricted winter peak demand on the national electricity system for the average cold spell), with variable factors adjusting to ensure total scaled capacity and ACS Peak Demand are equal.

The fixed and variable scaling factors then feed into the Transport model to scale Nodal generation and calculate the Peak Security or Year Round costs for each circuit. CUSC 14.21 gives examples to show how these are applied.

The following formula is used to calculate the variable scaling factors used in the model:

$$S = \frac{P_{\text{loss}} + \sum_j L_j - \sum_{DT} \left( \sum_k (D_T \times R_{DT_k}) \right)}{\sum_{VT} \left( \sum_n R_{VTn} \right)}$$

Diagram illustrating the formula components:

- ACS Peak Demand** points to  $P_{\text{loss}}$ .
- Direct Scaling Factor for specific plant** points to  $D_T$ .
- Capacity for directly scaled plant** points to  $R_{DT_k}$ .
- Capacity of Variably scaled plant** points to  $R_{VTn}$ .

**For Year Round Background:**

As connected wind generation (which has a fixed scaling factor of 70%) increases, the top line of the formula above decreases, resulting in a smaller variable scaling factor. Using the TEC register and applying best view, the ESO expect that this will eventually result in negative variable scaling factors within the next few years.

**Why change?**

ESO's tariff model does not work if any scaling factors are negative. It would also not be cost reflective to use negative scaling, as this would in effect model a reduction in generation when adding any flexible generation.

As forecast TEC (Transmission Entry Capacity) regularly changes, it is not known exactly when negative scaling factors could be seen, but the ESO expect it to be within the next few years, with a higher risk from 26-27 onwards. It is important to introduce a change which addresses this issue at an early opportunity.

TNUoS Taskforce is separately carrying out a wider review of backgrounds, including appropriate scaling factors for each generation type. This is expected to be raised as a future modification alongside other Taskforce workstreams, while a review of chapter 4 of the SQSS is also planned. However, it is not known how long these projects could take, and not implementing any action now risks negative scaling factors becoming a reality before a fix is in place. As this modification introduces a backstop to the minimum variable level only, it is envisaged that any future change can still work alongside it.

**What is the solution?****Proposer's solution**

- Introduce a 10% minimum value for variable scaled factors in the Year Round Background
- 'Fixed' scaling factors can be adjusted for Year Round Background calculations if required to ensure variable factor remains above 10%
- When the variable scaling factor is increased to meet the 10% floor, all 'fixed' scaling factors are adjusted by a uniform amount so that the total of all scaled generation capacity is equal to ACS Peak Demand
- No changes to be made for Peak Security

The intention of this solution is to align predominantly to existing methodology whilst introducing the above controls as a backstop to ensure that the tariff model still operates as intended, and impact of flexible generation is still considered. 10% has been chosen as it retains a positive element for modelling, has minimal impact on tariffs, and is close to the expected initial scaling factor upon implementation.

This change is expected to be low impact, as the minimum allowed scaling factor is in a similar range to recent tariffs. This means that there will be no significant shifts in calculated tariffs, and the proposal does not provide an advantage or disadvantage to any generation type.

If the scaling factors in SQSS are changed in due course, a further CUSC modification could be expected.

The process would work as follows:

1. The starting point for the calculation of variable scaling factors remains unchanged:

Generation Plant Type	Peak Security Background	Year Round Background
Intermittent	Fixed (0%)	Fixed (70%)
Nuclear & CCS	Variable	Fixed (85%)
Interconnectors	Fixed (0%)	Fixed (100%)
Hydro	Variable	Variable
Pumped Storage	Variable	Fixed (50%)
Peaking	Variable	Fixed (0%)
Other (Conventional)	Variable	Variable

$$S = \frac{P_{\text{loss}} + \sum_j L_j - \sum_{DT} \left( \sum_k (D_T \times R_{DT_k}) \right)}{\sum_{IT} \left( \sum_n R_{ITn} \right)}$$

Diagram illustrating the scaling factor calculation formula with annotations:

- ACS Peak Demand** points to  $P_{\text{loss}}$ .
- Direct Scaling Factor for specific plant** points to  $R_{DT_k}$ .
- Capacity for directly scaled plant** points to  $D_T$ .
- Capacity of Variably scaled plant** points to  $R_{ITn}$ .

2. If this initial calculation results in a variable scaling factor below 10%, an adjustment must be calculated:

$$\text{Adjustment} = \frac{ACS_{\text{Peak}} - \sum (\text{Capacity} \times 10\%)_{\text{Variable Plant}}}{\sum (\text{Capacity} \times \text{Scaling Factor})_{\text{Direct Plant}}}$$

$$\text{Adjusted Fixed Scaling Factor} = \text{Adjustment} \times \text{Scaling Factor}$$

3. The adjustment is then multiplied by each of the fixed scaling factors to give an adjusted value.
4. Adjusted fixed scaling factors and floored variable scaling factors are then used as per existing methodology for setting tariffs.

**Annex 4** shows a worked example for this methodology.

## Workgroup considerations

The Workgroup convened 5 times to discuss the perceived issue, detail the scope of the proposed defect, devise potential solutions, and assess the proposal in terms of the Applicable Code Objectives.

The Workgroup held their Workgroup Consultation between 07 March 2024 – 27 March 2024 and received two non-confidential responses. The full responses can be found in **Annex 6**.

### Consideration of the proposer's solution

The Proposer shared a presentation (**Annex 3**) detailing the solution and what considerations had been given to alternative options along with a worked example for scaling factors (**Annex 4**).

One Workgroup member highlighted that there may be several ways to deal with the defect such as treating interconnectors differently in terms of scaling factor values. The member also acknowledged some of these alternatives had already been mentioned by the Proposer in the presentation.

A question was raised if any supporting information or analysis had been done to support the proposed 10% value. The Proposer responded to say only basic analysis had been completed and made a request for Workgroup members to consider what analysis might be required to further develop the solution. One member suggested it might be useful to understand, from a system operator view, the minimum amount of Combined Cycle Gas Turbine (CCGT) is required to be running in terms of inertia and frequency response. The member noted that even if the model works it does not reflect what the system operator would allow in reality. Although agreeing with this point, another member contemplated the minimum amount of CCGT might change through the years as different technologies come on to substitute for inertia and felt it may be difficult to determine.

A Workgroup member stated it would be useful to obtain information demonstrating the impact different scaling factor values would have on parties. This was provided by the Proposer through the Tariff Impact Examples (included later in this section). Another member asked if the scaling factor would be generic across GB or locational such as a North and South boundary. The Proposer confirmed the scaling factor will remain generic across GB as it is in the Baseline.

Referring to SQSS Appendix E, a member asked if there was any supporting information behind where the values originally came from. The member felt it would be useful to establish how it was devised and to understand the 70% starting position to help develop the proposal. It was explained that the original figures came from a cost benefit analysis which used the following as considerations:

- Took estimated generation over the next 10/20 years, and inputs from TOs about potential reinforcements/ reinforcement costs
- Assessed potential operational costs without reinforcement
- Work out reinforcement costs vs operation cost saving, ranking reinforcements by efficiency
- Consider amount of each generation type needed for maximum efficiency
- Fitted against cost benefit analysis to calculate appropriate scaling factors



Alongside this, a consultation document from GSR009 where this work originally took place was shared with the workgroup (included in **Annex 5**). The cost benefit analysis was a significant piece of work, which would take a lot of time and resource to replicate. The proposer explained that with Taskforce assessing the longer term approach through the Backgrounds workstream, updating the analysis should not be in the scope of this modification.

### Cross Code Impacts

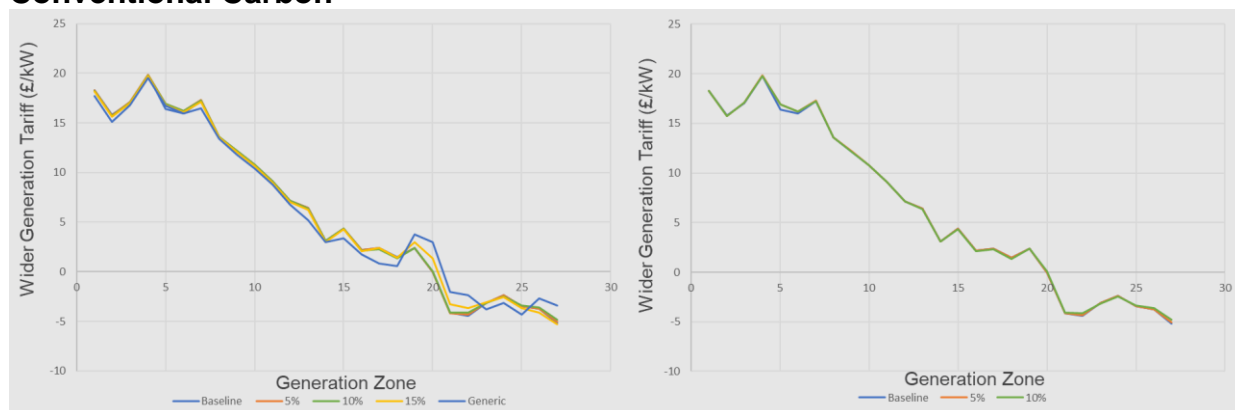
One Workgroup member shared the link to SQSS where the Scaling Factors originate. The Proposer agreed the cross over should be acknowledged but confirmed [CMP424](#) could diverge as it does not directly impact SQSS. One Workgroup member also questioned if the Scaling Factor defect had impacts in any other places. The Proposer agreed to investigate further.

### Tariff Impact Examples

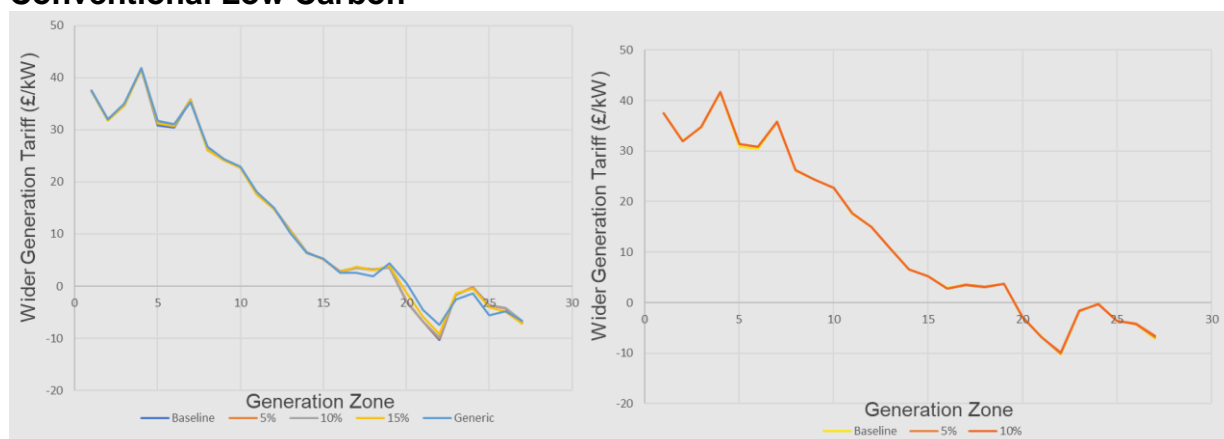
The Proposer presented slides to demonstrate impacts on tariffs of scaling generation to different levels.

The Proposer explained to members how the example model used a baseline of 2% variable scaling factor, which was then scaled up to 5, 10 and 15% in accordance with the methodology for the proposal, and a further example which used a generic scaling factor (each generation type scaled by the same amount).

### Conventional Carbon

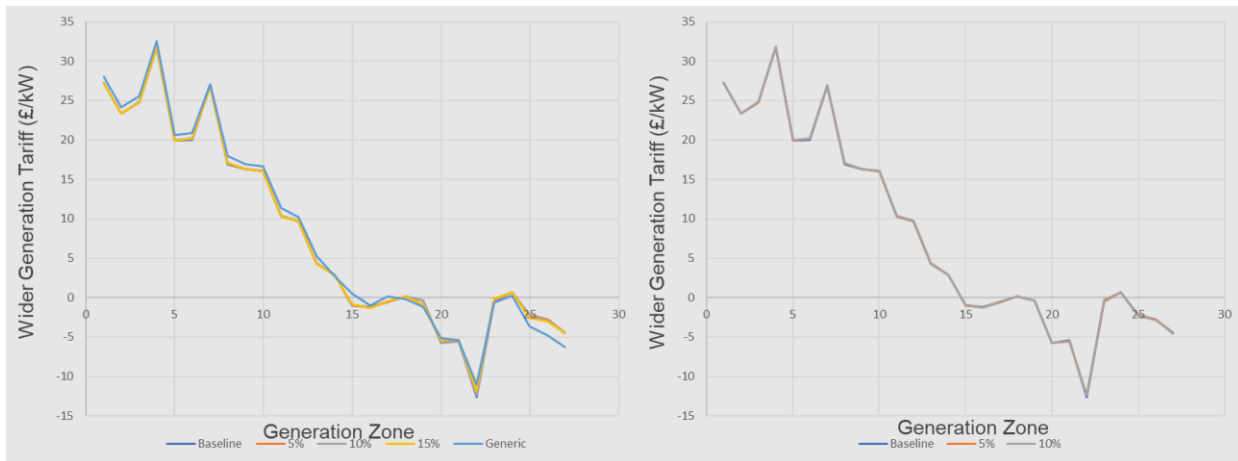


### Conventional Low Carbon



### Intermittent





A Workgroup member suggested it would be useful to explain and detail why there is so little movement in the presented charts on Tariff impact examples in the Workgroup Consultation. Also, to add the context of the data used not being from a particular Tariff year for clarity. The Proposer agreed and explained the benefit of using data not from a particular Tariff year meant that, if required, all the data could be shared.

A Workgroup member had requested that the Proposer investigate impact of battery growth on scaling factors and to Confirm where batteries sit within the scaling factors.

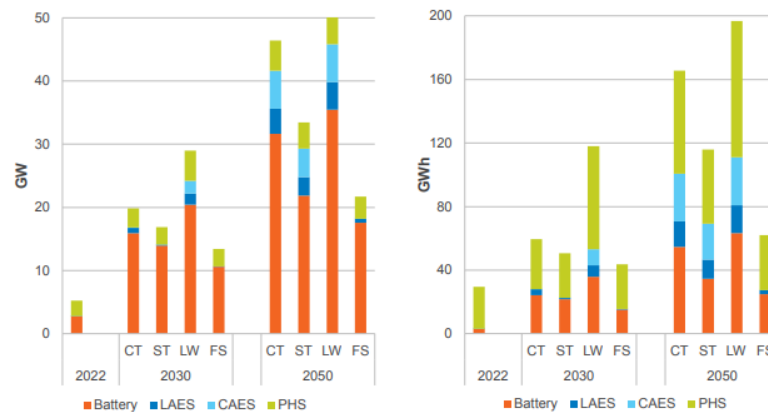
The Proposer shared the following information with the Workgroup:

- Batteries have fixed scaling factor of 50%
- Included in storage generation plant type
- Increasing battery storage will have a similar effect to increasing wind (though not as high due to lower scaling factor)

**Table 1.5 Generation scaling factors for the purpose of tariff calculation**

Generation Plant Type	Peak Security Background	Year-Round Background
Intermittent	Fixed (0%)	Fixed (70%)
Nuclear & CCS	Variable	Fixed (85%)
Interconnectors	Fixed (0%)	Fixed (100%)
Hydro	Variable	Variable
Electricity Storage (including Pumped Storage)	Variable	Fixed (50%)
Peaking	Variable	Fixed (0%)
Other (Conventional)	Variable	Variable

**Figure FL.11: Electricity storage installed capacity and volume**  
(excluding Vehicle-to-Grid)



Another Workgroup member asked if the increase in Batteries not being as much as Wind had been justified.

A Workgroup member commented the 50% scaling factor for batteries does not feel right but aware of planned SQSS review. The Proposer explained that the solution is not going to be the enduring solution and ongoing work by the TNUoS Taskforce on Backgrounds and the planned SQSS review are where the long-term solution will be developed.

A Workgroup member made a request to produce Generation level data showing the adjusted scaling factor for each technology type in the tariff analysis. The Proposer shared the following information to enable members to see the comparison of varying scaling factors.

The Proposer explained that the scaling factors used in the above examples were adjusted as follows:

Total Generation = 103,917.82

Peak Demand = 51,520.822

Baseline Scaling Factors:

Generator Type	Fuel Class	TEC	Scaling Factor	Type
Biomass	Other (Conventional)	2,295.1	2%	Variable
CCGT	Other (Conventional)	28,222.8	2%	Variable
CHP	Other (Conventional)	1,450.4	2%	Variable
Coal	Other (Conventional)	3,401.6	2%	Variable
Hydro	Hydro	534.7	2%	Variable
<b>Interconnectors</b>	Interconnectors	16,623.2	100%	Fixed
<b>Nuclear</b>	Nuclear & CCS	7,940.8	85%	Fixed
<b>OCGT</b>	Peaking	1,868.8	0%	Fixed
<b>Pump Storage</b>	Pumped Storage	8,791.5	50%	Fixed
<b>Tidal</b>	Intermittent	56.8	70%	Fixed
<b>Wave</b>	Intermittent	-	70%	Fixed
<b>Wind Offshore</b>	Intermittent	20,591.9	70%	Fixed
<b>Wind Onshore</b>	Intermittent	12,140.2	70%	Fixed

Biomass, CCGT, CHP, Coal and Hydro all have a variable scaling factor, others use the fixed values. Under current baseline, variable factor is calculated in the following way:

Fixed scaled generation = (Interconnectors total TEC\*scaling factor) + (Nuclear total TEC \* scaling factor) + etc....

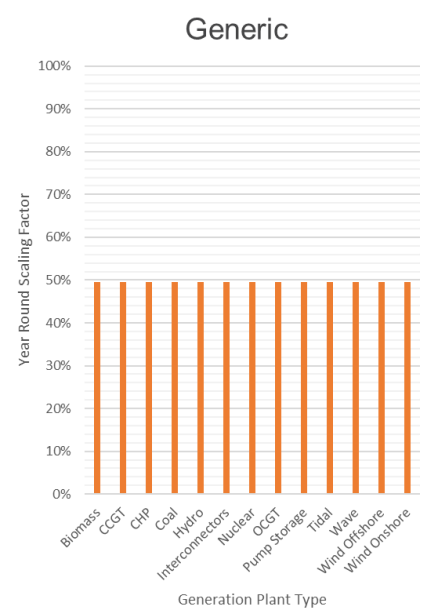
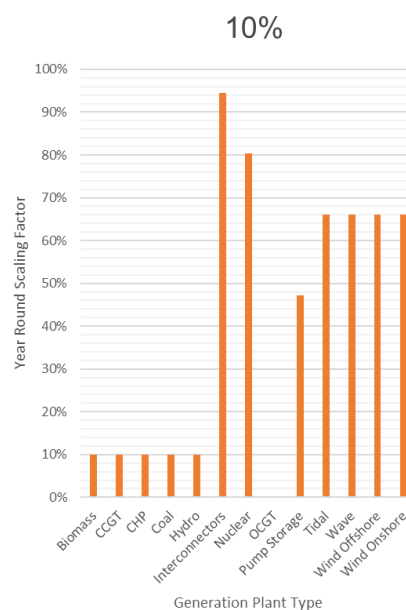
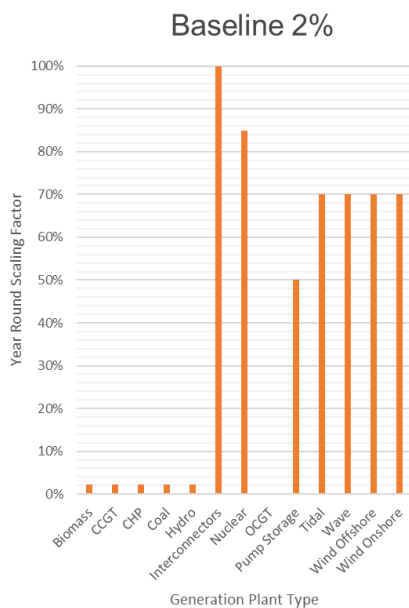
Fixed scaled generation = 50,720.86

The 'leftover' is  $51,520.822 - 50,720.86 = 799.962$

Variable scaling factor =  $799.962 / \text{total variable TEC} = 799.962 / 35,904.6 = 0.02$

The Proposer explained, for the other scenarios, the variable scaling factor is set first, and fixed factors are adjusted by a uniform amount such that total scaled generation is equal to 51,520.822 (RCS Peak).

Baseline 2%			5%			10%			15%			Generic		
Generator Type	TEC	Year Round Transport Model Scaling	Generator Type	TEC	Year Round Transport Model Scaling	Generator Type	TEC	Year Round Transport Model Scaling	Generator Type	TEC	Year Round Transport Model Scaling	Generator Type	TEC	Year Round Transport Model Scaling
Biomass	2,295.1	2%	Biomass	2,295.1	5%	Biomass	2,295.1	10%	Biomass	2,295.1	15%	Biomass	2,295.1	50%
CCGT	28,222.8	2%	CCGT	28,222.8	5%	CCGT	28,222.8	10%	CCGT	28,222.8	15%	CCGT	28,222.8	50%
CHP	1,450.4	2%	CHP	1,450.4	5%	CHP	1,450.4	10%	CHP	1,450.4	15%	CHP	1,450.4	50%
Coal	3,401.6	2%	Coal	3,401.6	5%	Coal	3,401.6	10%	Coal	3,401.6	15%	Coal	3,401.6	50%
Hydro	534.7	2%	Hydro	534.7	5%	Hydro	534.7	10%	Hydro	534.7	15%	Hydro	534.7	50%
Interconnectors	16,623.2	100%	Interconnectors	16,623.2	98%	Interconnectors	16,623.2	94%	Interconnectors	16,623.2	91%	Interconnectors	16,623.2	50%
Nuclear	7,940.8	85%	Nuclear	7,940.8	83%	Nuclear	7,940.8	80%	Nuclear	7,940.8	77%	Nuclear	7,940.8	50%
OCGT	1,868.8	0%	OCGT	1,868.8	0%	OCGT	1,868.8	0%	OCGT	1,868.8	0%	OCGT	1,868.8	50%
Pump Storage	8,791.5	50%	Pump Storage	8,791.5	49%	Pump Storage	8,791.5	47%	Pump Storage	8,791.5	45%	Pump Storage	8,791.5	50%
Tidal	56.8	70%	Tidal	56.8	69%	Tidal	56.8	66%	Tidal	56.8	64%	Tidal	56.8	50%
Wave	-	70%	Wave	-	69%	Wave	-	66%	Wave	-	64%	Wave	-	50%
Wind Offshore	20,591.9	70%	Wind Offshore	20,591.9	69%	Wind Offshore	20,591.9	66%	Wind Offshore	20,591.9	64%	Wind Offshore	20,591.9	50%
Wind Onshore	12,140.2	70%	Wind Onshore	12,140.2	69%	Wind Onshore	12,140.2	66%	Wind Onshore	12,140.2	64%	Wind Onshore	12,140.2	50%



Information on the process used for the last SQSS scaling factors review was shared and is available in **Annex 5**

A Workgroup member highlighted that the data provided had demonstrated that the implementation of this modification would have a small impact on what parties would be

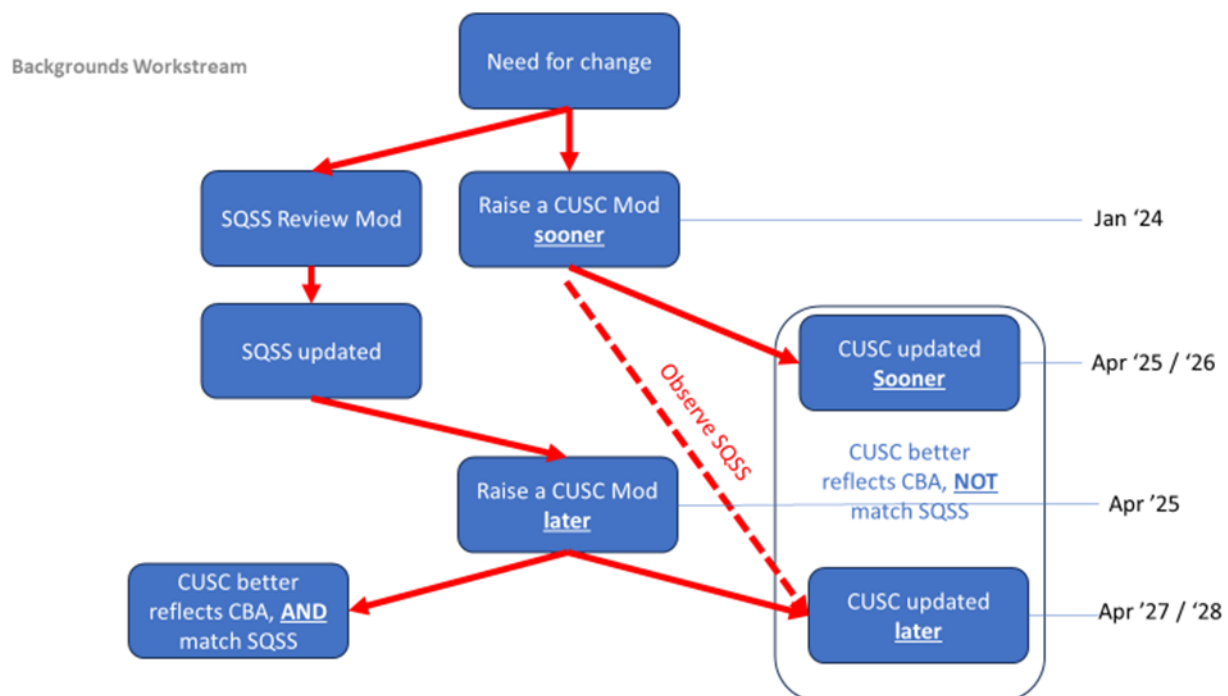
paying. Another member agreed that the modification is proposing a procedural change only and there would be marginal effect on tariffs.

### Consideration of other options

The Workgroup considered a more in-depth review of the appropriate scaling factor for each generation type. However, it was considered that other workstreams were already in place to carry out a longer-term review, and that the need for a more immediate solution meant that this wasn't a priority for this modification.

The Taskforce Backgrounds workstream is expected to raise a modification to address changes to scaling factors, though it is possible that this won't be implemented until 2027/2028.

Taskforce approach:



A Workgroup Member commented that the scaling factor for Interconnectors needs to be looked at. The Proposer explained that this would be discussed when the enduring solution is raised and that this point has been raised and discussed in the TNUoS Task Force work on Backgrounds.

Several Workgroup members mentioned the possibility of the solution for [CMP424](#) only be actioned when negative scaling factors occur and therefore added a specific Workgroup Consultation question to gain Industry feedback on this point.

The ESO subject matter expert shared that the defect is already impacting when modelling forecasted TNUoS Tariffs in the Five Year View but made clear not on actual or year ahead tariffs currently.

## Cross-over with other processes

The Proposer explained to the Workgroup members that scaling factors were originally introduced by SQSS and the CUSC was aligned to the factors used in the SQSS for the tariff model. The model requires Generation to equal Demand for modelling the impact of increasing generation at different nodes on the network.

### Economy Planned Transfer Conditions

The condition arising from scaling the *registered capacity of each power station* according to the type of generation such that the total of the scaled capacities is equal to the *ACS peak demand*. This scaling shall follow the techniques described in Appendix E.

The Proposer described how processes such as Network Options Assessment (NOA), Electricity Ten Year Statement (ETYS), and Holistic Network Design (HND) have been introduced separately to SQSS for network planning processes. These use different methodologies which do not require the use of scaling factors as per SQSS. The Proposer confirmed [CMP424](#) will only change the approach used in the CUSC. Scaling factors in SQSS will remain the same but may be changed during the net SQSS review.

## Assessing the link between scaling factors and system operation

A Workgroup member made a request for the proposer to consult with the Network Options Assessment team (NOA) for the any assistance on narrative around [CMP424](#) and assess any possible link between scaling factors and system operation. The Proposer presented a graphic, provided by NOA, to illustrate estimated Plant redispatch cost per MW capacity from 2024 through to 2043 as well as estimated load factor data for a reduced number of years (**Annex 7**). The Proposer discussed that this was provided as additional information to take into consideration, but that there was no direct link between these figures and the chosen solution. The chosen solution has instead focussed on aligning as closely as possible to the current methodology whilst negating the risk of negative factors. This is in the interests of minimising commercial impact for any party. The Proposer also noted that load factors should not be considered as equivalent to scaling factors, as scaling factors were introduced predominantly as a cost impact measure.

## Forecasting when negative scaling factors might occur

Workgroup members discussed the timing of when the defect (negative scaling factors) could occur. The Proposer explained that the latest Five Year forecast is in production so currently this needs to be based off last year's Five Year view. The Proposer added that there is a higher risk of variable scaling factor becoming negative from 2026/2027 but clarified that because the TEC register and best available information regularly changes, it is not possible to pinpoint an exact time.

## **Workgroup consultation summary**

Two non-confidential responses were received. Both respondents believed the Original solution better facilitates CUSC Charging objectives (b) and (e). One respondent also felt the Original solution better facilitates objective (a).

Both respondents supported the implementation approach and neither respondent wished to raise a Workgroup Consultation alternative request.

Both respondents agreed with the proposed floor of 10% for the variable scaling factor and agreed with the principles of a short term fix.

Both respondents did not agree that the 10% minimum should be introduced from the point at which the tariff calculation stops working and expressed a preference for it to be incorporated into the methodology as soon as possible. One respondent felt waiting until the current system breaks would unlikely be of benefit to system users.

## **Draft legal text**

The Proposer informed Workgroup members that [CMP316](#) also proposes changes to the same paragraph in Section 14.15.7. While [CMP316](#) does not conflict with any of the changes proposed by [CMP424](#), ensuring changes from both mods are reflected accurately if both approved will need to be an important consideration. A separate combined legal text will need to be produced which can be implemented if both mods approved.

Section 14.21 is also proposed to be amended but does not conflict with any other modifications.

The legal text for [CMP424](#) can be found in **Annex 8**

A spreadsheet version of the example in Section 14.1 can be found in **Annex 12**.

## **What is the impact of this change?**

### **Proposer's assessment against Code Objectives**

<b>Proposer's assessment against CUSC Charging Objectives</b>	
<b>Relevant Objective</b>	<b>Identified impact</b>
(a) That compliance with the use of system charging methodology facilitates effective competition in the generation and supply of electricity and (so far as is consistent therewith) facilitates competition in the sale, distribution and purchase of electricity;	Positive  More cost reflective charging (as per b) will help facilitate a level playing field for competition in future years.



(b) That compliance with the use of system charging methodology results in charges which reflect, as far as is reasonably practicable, the costs (excluding any payments between transmission licensees which are made under and accordance with the STC) incurred by transmission licensees in their transmission businesses and which are compatible with standard licence condition C26 requirements of a connect and manage connection);	Positive  This proposal will ensure that the impact of additional variable generation is included in the Transport Model.
(c) That, so far as is consistent with sub-paragraphs (a) and (b), the use of system charging methodology, as far as is reasonably practicable, properly takes account of the developments in transmission licensees' transmission businesses;	Neutral
(d) Compliance with the Electricity Regulation and any relevant legally binding decision of the European Commission and/or the Agency *; and	Neutral
(e) Promoting efficiency in the implementation and administration of the system charging methodology.	Positive  Without this modification or an alternative, the TNUoS tariff model will not work in future years
**The Electricity Regulation referred to in objective (d) is Regulation (EU) 2019/943 of the European Parliament and of the Council of 5 June 2019 on the internal market for electricity (recast) as it has effect immediately before IP completion day as read with the modifications set out in the SI 2020/1006.	

### **Workgroup vote**

The workgroup met on 16 April 2024 to carry out their workgroup vote. The full Workgroup vote can be found in **Annex 9** The table below provides a summary of the Workgroup members view on the best option to implement this change.

### **CUSC charging objectives**

- That compliance with the use of system charging methodology facilitates effective competition in the generation and supply of electricity and (so far as is consistent therewith) facilitates competition in the sale, distribution and purchase of electricity;
- That compliance with the use of system charging methodology results in charges which reflect, as far as is reasonably practicable, the costs (excluding any payments between transmission licensees which are made under and accordance with the STC) incurred by transmission licensees in their transmission businesses and which are compatible with standard licence condition C26 requirements of a connect and manage connection);
- That, so far as is consistent with sub-paragraphs (a) and (b), the use of system charging methodology, as far as is reasonably practicable, properly takes account of the developments in transmission licensees' transmission businesses;



- d) Compliance with the Electricity Regulation and any relevant legally binding decision of the European Commission and/or the Agency \*; and
- e) To promote efficiency in the implementation and administration of the system charging methodology

\*The Electricity Regulation referred to in objective (d) is Regulation (EU) 2019/943 of the European Parliament and of the Council of 5 June 2019 on the internal market for electricity (recast) as it has effect immediately before IP completion day as read with the modifications set out in the SI 2020/1006.

The Workgroup concluded unanimously that the Original better facilitated the Applicable Objectives than the Baseline.

Option	Number of voters that voted this option as better than the Baseline
Original	5

## When will this change take place?

### Implementation date

1 April 2025. We believe this will be a relatively simple solution to implement, and 2025 delivery is achievable.

### Date decision required by

30 September 2024

### Implementation approach

Change will be required to tariff setting process.

## Interactions

- |   |   |  |  |
|---|---|--|--|
| <input type="checkbox"/> Grid Code              | <input type="checkbox"/> BSC                              | <input type="checkbox"/> STC                 | <input checked="" type="checkbox"/> SQSS |
| <input type="checkbox"/> European Network Codes | <input type="checkbox"/> EBR Article 18 T&Cs <sup>1</sup> | <input type="checkbox"/> Other modifications | <input type="checkbox"/> Other           |

The choice to follow the SQSS for scaling factors was made under [CMP213](#) (Project Transmit). While this proposal does not directly interact with SQSS, it means that the tariff process will deviate from SQSS in certain circumstances.

This modification does not introduce any changes to Balancing Services or Imbalance Prices and only relates to inputs used in the internal ESO model for TNUoS tariff calculation. On this basis the Workgroup agreed that there are no EBR implications to consider.

<sup>1</sup> If the modification has an impact on Article 18 T&Cs, it will need to follow the process set out in Article 18 of the Electricity Balancing Regulation (EBR – EU Regulation 2017/2195) – the main aspect of this is that the modification will need to be consulted on for 1 month in the Code Administrator Consultation phase. N.B. This will also satisfy the requirements of the NCER process.

## Acronyms, key terms and reference material

Acronym / key term	Meaning
ACS	Average Cold Spell
ACS Peak Demand	The estimated unrestricted winter peak demand (MW and MVar) on the national electricity transmission system for the average cold spell (ACS) condition. This represents the demand to be met by large power stations (directly connected or embedded), medium power stations and small power stations which are directly connected to the national electricity transmission system and by electricity imported into the onshore transmission system from external systems across external interconnections (and which is not adjusted to take into account demand management or other techniques that could modify demand).
BSC	Balancing and Settlement Code
CCS	Carbon Capture Storage
CMP	CUSC Modification Proposal
CUSC	Connection and Use of System Code
EBR	Electricity Balancing Regulation
ESO	Electricity System Operator
ETYS	Electricity Ten Year Statement
HND	Holistic Network Design
MVar	Mega Volt Amp Reactive
MW	Mega Watt
NOA	Network Options Assessment
STC	System Operator Transmission Owner Code
SQSS	Security and Quality of Supply Standards
TEC	Transmission Entry Capacity
TEC Register	A record of generation projects that hold contracts for Transmission Entry Capacity (TEC) with National Grid ESO
TNUoS	Transmission Network Use of System
T&Cs	Terms and Conditions

## Annexes

Annex	Information
Annex 1	Proposal Form
Annex 2	Terms of Reference
Annex 3	Scaling Factors Presentation
Annex 4	Worked Example Scaling Factors
Annex 5	GSR009 SQSS Consultation
Annex 6	Workgroup Consultation Responses
Annex 7	Scaling Factors and System Operation Assessment
Annex 8	Legal Text
Annex 9	Workgroup Vote
Annex 10	Action log
Annex 11	Attendance Record
Annex 12	Scaling Example for Adjusting to Floor