

# National Electricity Transmission System Status Report

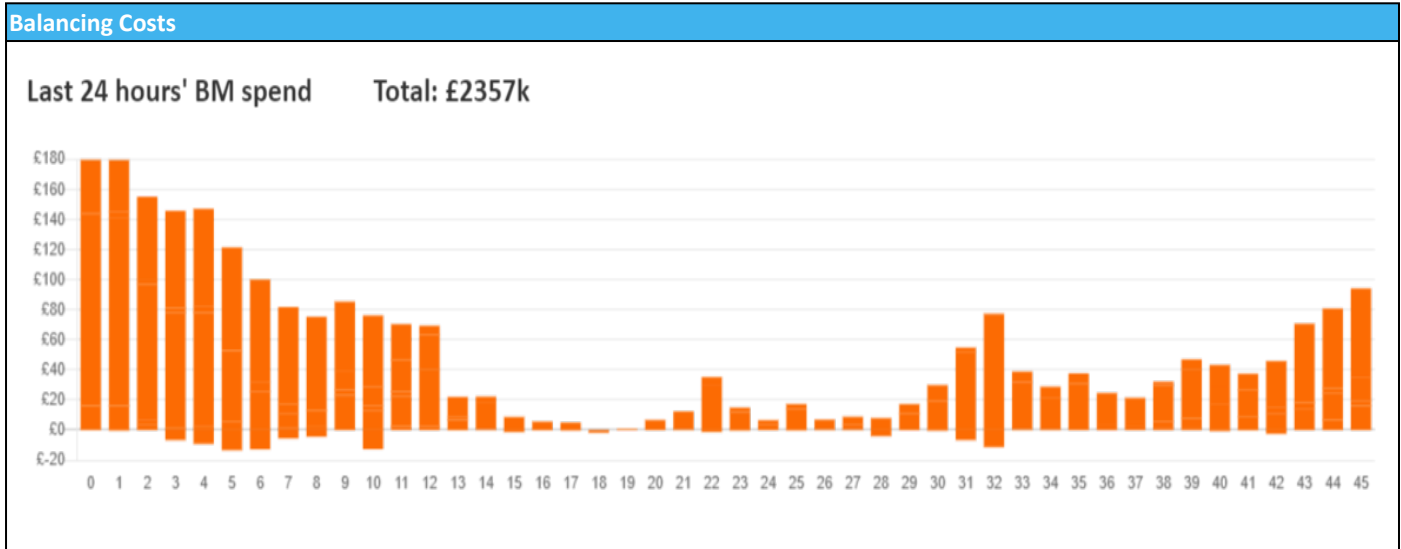


nationalgridESO

National Electricity Transmission System Status Report  
Friday 15 March 2024

Today's High Level Risk Status Forecast for the next 24h			
General Status		Voltage	
Demand		System Inertia	
System Margins		Weather	
Generation		Transmission	
Active Constraints			
<a href="#">System Warning</a>			

<a href="#">Today's Minimum De-Rated Margin</a>	12077.33 (SP 37)	
Current BMU Largest Loss Risk	Generation	1400 MW
	Demand	560 MW



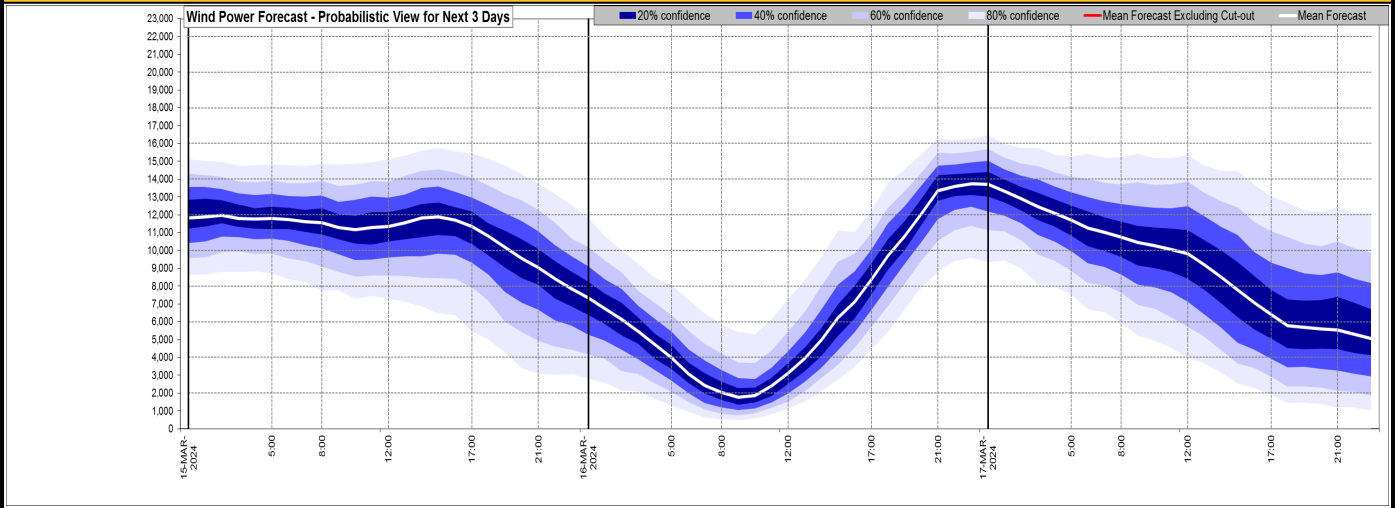
**Yesterday's Market Summary**

<a href="#">Cash Out Price (Max)</a>	£ 125 (SP 34)
<a href="#">Cash Out Price (Min)</a>	£ 22.49 (SP 7)
<a href="#">Peak Demand Yesterday</a>	37,076 MW
Minimum Demand	21,608 MW

**Interconnector Net Transfer Capacity (MWs)**

Today	Import	Export	Remarks
Netherlands (BritNed)	1000	1000	Fully Available
France (IFA)	2000	2000	Fully Available
Belgium (Nemo)	1000	1000	Fully Available
Ireland (EWIC)	500	500	Fully Available
France (ElecLink)	1000	1000	Fully Available
Northern Ireland (MOYLE)	500	500	Fully Available
Norway (NSL)	1424	1424	Fully Available
France (IFA2)	1014	1014	Fully Available
Viking Link	1430	1430	Fully Available

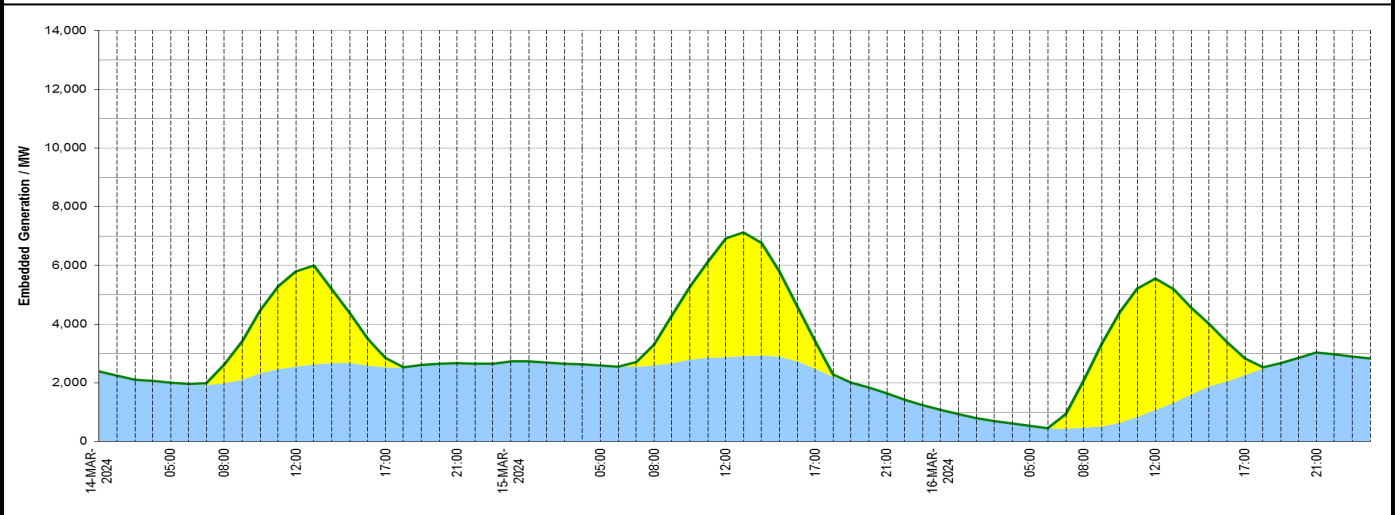
**Wind Power Forecast**



**Expected embedded generation (MWs)**

**Embedded Generation Forecast**

	14-MAR-2024					15-MAR-2024					16-MAR-2024						
	05:00	08:00	12:00	17:00	21:00	00:00	05:00	08:00	12:00	17:00	21:00	00:00	05:00	08:00	12:00	17:00	21:00
Solar (MW)	.0	629	3243	328	.0	.0	.0	712	4040	931	.0	.0	.0	1634	4475	572	.0
Wind (MW)	2006	1996	2558	2529	2684	2733	2586	2591	2884	2467	1638	1075	533	469	1080	2274	3038
STOR (MW)	.0	.0	.0	.0	.0	.0	.0	.0	.0	.0	.0	.0	.0	.0	.0	.0	.0
<b>Total (MW)</b>	<b>2006</b>	<b>2625</b>	<b>5801</b>	<b>2857</b>	<b>2684</b>	<b>2733</b>	<b>2586</b>	<b>3303</b>	<b>6924</b>	<b>3398</b>	<b>1638</b>	<b>1075</b>	<b>533</b>	<b>2103</b>	<b>5555</b>	<b>2846</b>	<b>3038</b>



Weather	Source	Commentary
Latest forecast (Summary)	<a href="#">Met Office</a> <a href="#">SEPA</a> <a href="#">Natural Resources Wales</a>	<p><b>Today:</b> A rather unsettled day. Heavy showers across much of England and Wales. Cloud and rain across Scotland and Northern Ireland slowly clearing to sunny spells and scattered showers. Showers wintry over Scottish mountains. Feeling warm in any sunshine in the southeast.</p> <p><b>Tonight:</b> Showers easing from the west through the evening, with clear spells developing for many overnight. With light winds some fog patches are likely to form, as well as a frost.</p>
General Weather Concerns e.g. wind, rain, snow, flooding, GB Weather Warnings	<a href="#">Met Office</a> <a href="#">Weather Warnings</a> <a href="#">SEPA</a> <a href="#">Natural Resources Wales</a>	<p><b>UK Weather Warnings</b> No weather warnings are in force for the UK</p> <p><b>Flood Warnings</b> 22 flood warnings and 112 flood alerts issued for England.</p> <p>0 flood warnings and 7 flood alerts issued for Scotland.</p> <p>0 flood warnings and 3 flood alerts issued for Wales</p>

Contains public sector information licensed under the Open Government Licence v1.0

Further Information	
BM Reports	<a href="https://www.bmreports.com">https://www.bmreports.com</a>
System Balancing Reports	<a href="https://www.nationalgrideso.com/industry-information/industry-data-and-reports/system-balancing-reports">https://www.nationalgrideso.com/industry-information/industry-data-and-reports/system-balancing-reports</a>
Forecast Volumes and Costs	<a href="https://www.nationalgrideso.com/industry-information/industry-data-and-reports/forecast-volumes-and-costs">https://www.nationalgrideso.com/industry-information/industry-data-and-reports/forecast-volumes-and-costs</a>