

# National Electricity Transmission System Status Report

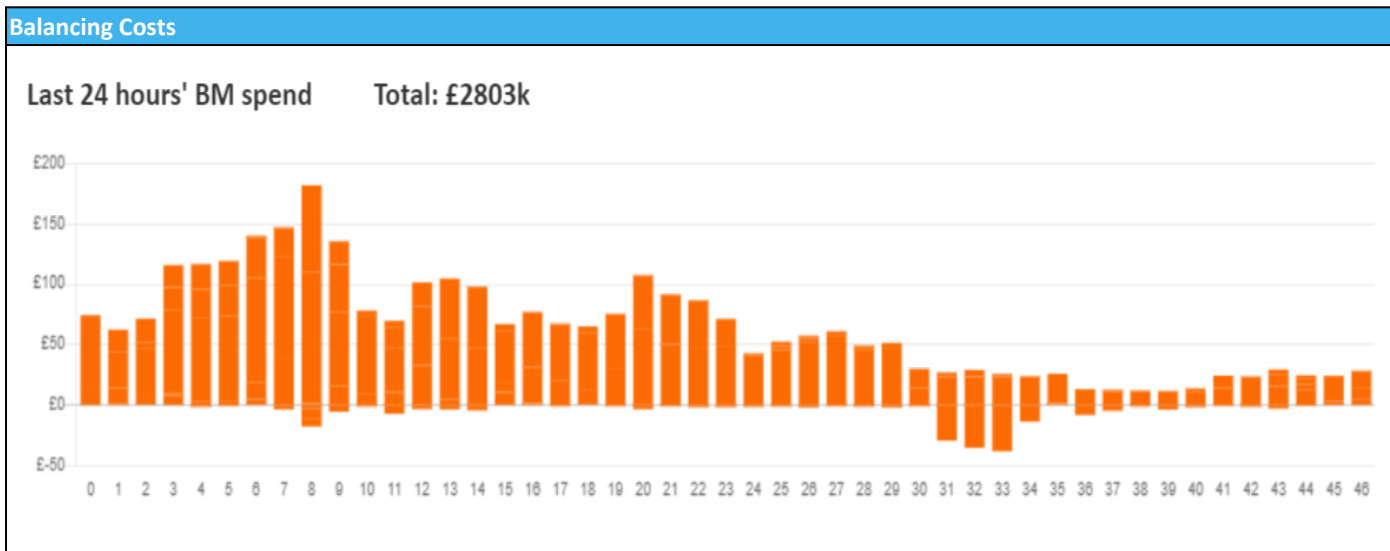


nationalgridESO

National Electricity Transmission System Status Report  
Friday 23 February 2024

Today's High Level Risk Status Forecast for the next 24h			
General Status		Voltage	
Demand		System Inertia	
System Margins		Weather	
Generation		Transmission	
Active Constraints			
<a href="#">System Warning</a>			

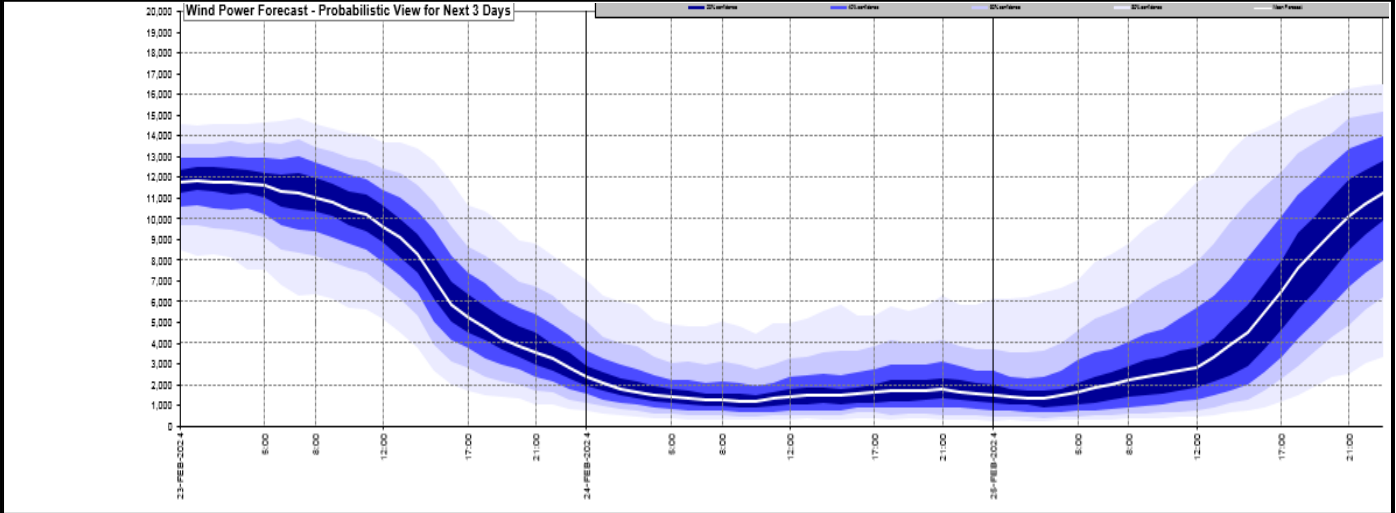
<a href="#">Today's Minimum De-Rated Margin</a>	4,540 (SP 37)	
Current BMU Largest Loss Risk	Generation	1500 MW
	Demand	560 MW



Yesterday's Market Summary	
<a href="#">Cash Out Price (Max)</a>	£105.00 (SP 16)
<a href="#">Cash Out Price (Min)</a>	£23.97 (SP 1)
<a href="#">Peak Demand Yesterday</a>	40,508 MW
Minimum Demand	19,538 MW

Interconnector Net Transfer Capacity (MWs)			
Today	Import	Export	Remarks
Netherlands (BritNed)	1000	1000	Fully Available
France (IFA)	2000	2000	Fully Available
Belgium (Nemo)	1000	1000	Fully Available
Ireland (EWIC)	500	500	Fully Available
France (ElecLink)	1000	1000	Fully Available
Northern Ireland (MOYLE)	500	500	Fully Available
Norway (NSL)	1400	1400	Fully Available
France (IFA2)	1014	1014	Fully Available
Viking Link	1430	1430	Fully Available

### Wind Power Forecast



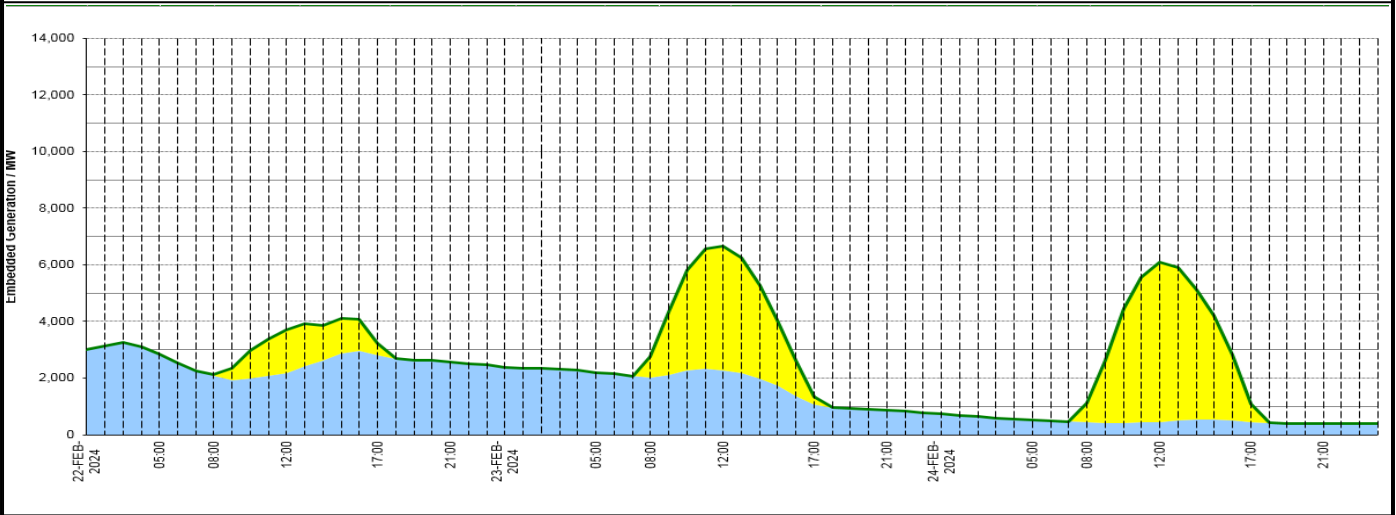
### Expected embedded generation (MWs)

#### Embedded Generation Forecast

##### Embedded Generation Estimates

Last run: 23-Feb-2024 02:32:45

	22-FEB-2024				23-FEB-2024				24-FEB-2024								
	05:00	08:00	12:00	17:00	21:00	00:00	05:00	08:00	12:00	17:00	21:00	00:00	05:00	08:00	12:00	17:00	21:00
Solar (MW)	0	59	1525	439	0	0	0	751	4389	278	0	0	0	680	5653	643	0
Wind (MW)	2865	2076	2172	2797	2575	2373	2188	2019	2266	1075	868	742	517	437	454	456	394
STOR (MW)	0	0	0	0	0	0	0	0	0	0	0	0	0	0	0	0	0
<b>Total (MW)</b>	<b>2865</b>	<b>2135</b>	<b>3697</b>	<b>3236</b>	<b>2575</b>	<b>2373</b>	<b>2188</b>	<b>2770</b>	<b>6655</b>	<b>1353</b>	<b>868</b>	<b>742</b>	<b>517</b>	<b>1117</b>	<b>6107</b>	<b>1099</b>	<b>394</b>



Weather	Source	Commentary
Latest forecast (Summary)	<a href="#">Met Office</a> <a href="#">SEPA</a> <a href="#">Natural Resources Wales</a>	<p><b>Today:</b> Breezy with a mix of sunny spells and showers, these heavy with thunder and hail at times. Most frequent showers will be in the west and perhaps near some English Channel coasts. Feeling rather cold, especially during the showers.</p> <p><b>Tonight:</b> Further showers in the west, particularly in southwest England where it will also be windy. Clearing skies elsewhere allowing a frost and some fog patches to form as winds ease.</p>
General Weather Concerns e.g. wind, rain, snow, flooding, GB Weather Warnings	<a href="#">Met Office</a> <a href="#">Weather Warnings</a> <a href="#">SEPA</a> <a href="#">Natural Resources Wales</a>	<p><b>UK Weather Warnings</b> No weather warnings are in force for the UK</p> <p><b>Flood Warnings</b> 81 flood warnings and 286 flood alerts issued for England.</p> <p>0 flood warnings and 2 flood alerts issued for Scotland.</p> <p>1 flood warnings and 19 flood alerts issued for Wales</p>

Contains public sector information licensed under the Open Government Licence v1.0

Further Information	
BM Reports	<a href="https://www.bmreports.com">https://www.bmreports.com</a>
System Balancing Reports	<a href="https://www.nationalgrideso.com/industry-information/industry-data-and-reports/system-balancing-reports">https://www.nationalgrideso.com/industry-information/industry-data-and-reports/system-balancing-reports</a>
Forecast Volumes and Costs	<a href="https://www.nationalgrideso.com/industry-information/industry-data-and-reports/forecast-volumes-and-costs">https://www.nationalgrideso.com/industry-information/industry-data-and-reports/forecast-volumes-and-costs</a>