

**National Electricity
Transmission System Status Report**

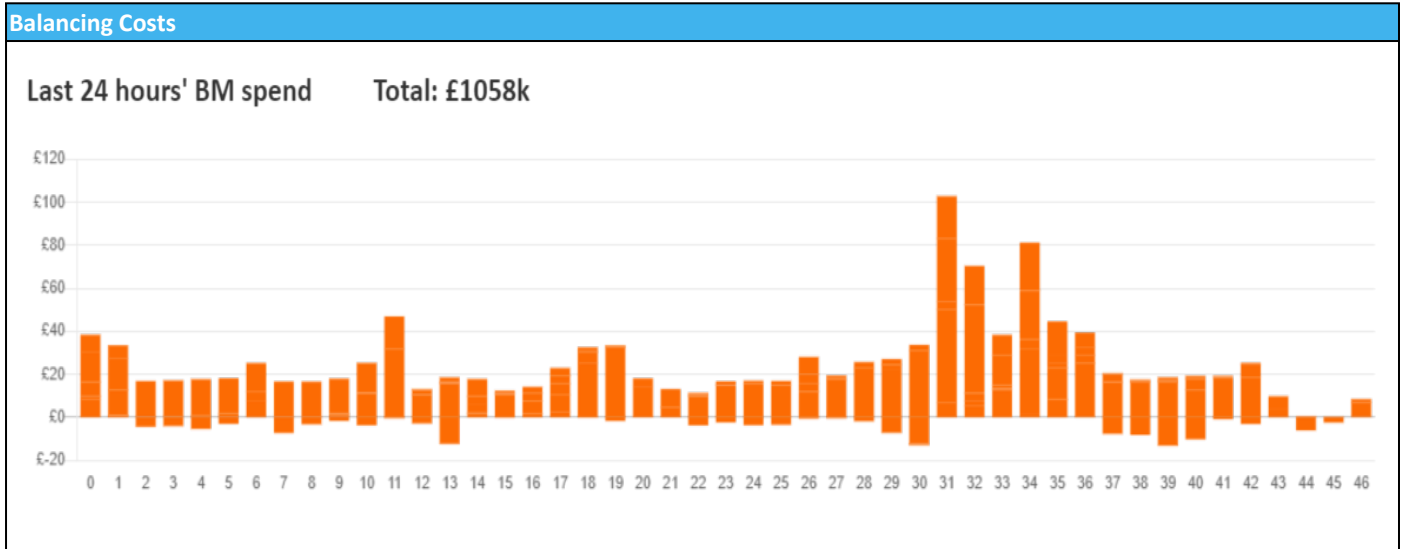


national**grid**ESO

National Electricity Transmission System Status Report
Thursday 08 February 2024

Today's High Level Risk Status Forecast for the next 24h			
General Status		Voltage	
Demand		System Inertia	
System Margins		Weather	
Generation		Transmission	
Active Constraints			
System Warning			

Today's Minimum De-Rated Margin	8954.35 (SP 20)	
Current BMU Largest Loss Risk	Generation	1400 MW
	Demand	560 MW



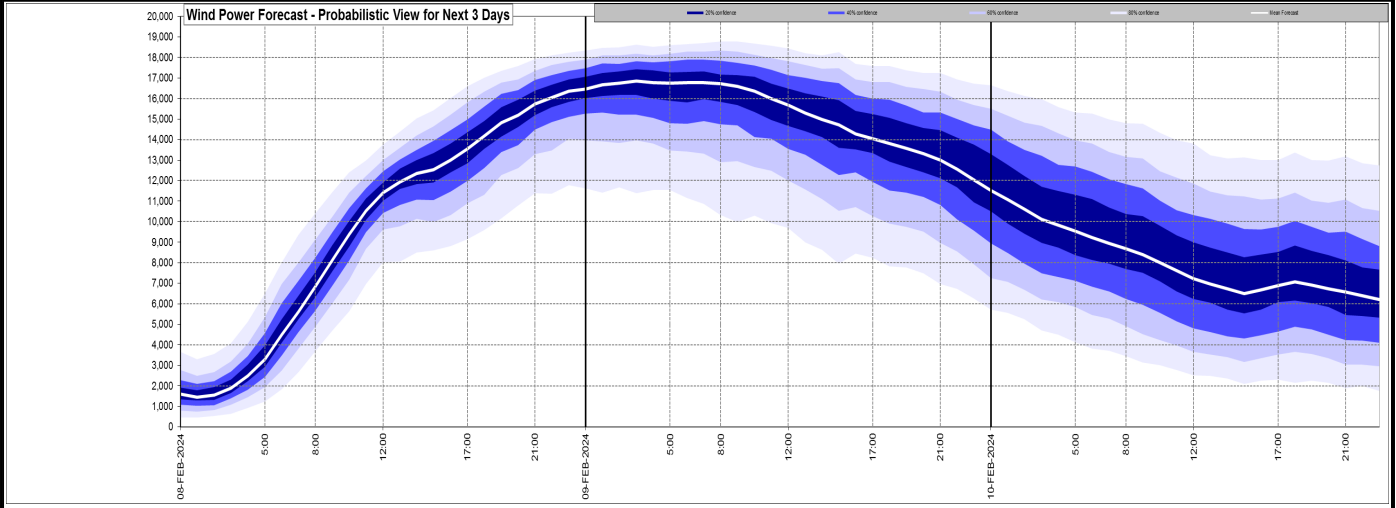
Yesterday's Market Summary

Cash Out Price (Max)	£ 124 (SP 38)
Cash Out Price (Min)	£46.01 (SP 4)
Peak Demand Yesterday	42,708 MW
Minimum Demand	23,600 MW

Interconnector Net Transfer Capacity (MWs)

Today	Import	Export	Remarks
Netherlands (BritNed)	1000	1000	Fully Available
France (IFA)	1000	1000	Partially Available
Belgium (Nemo)	1000	1000	Fully Available
Ireland (EWIC)	500	500	Fully Available
France (ElecLink)	1000	1000	Fully Available
Northern Ireland (MOYLE)	500	500	Fully Available
Norway (NSL)	1400	1400	Fully Available
France (IFA2)	0	0	Unavailable
Viking Link	0	0	Not Available - Fault

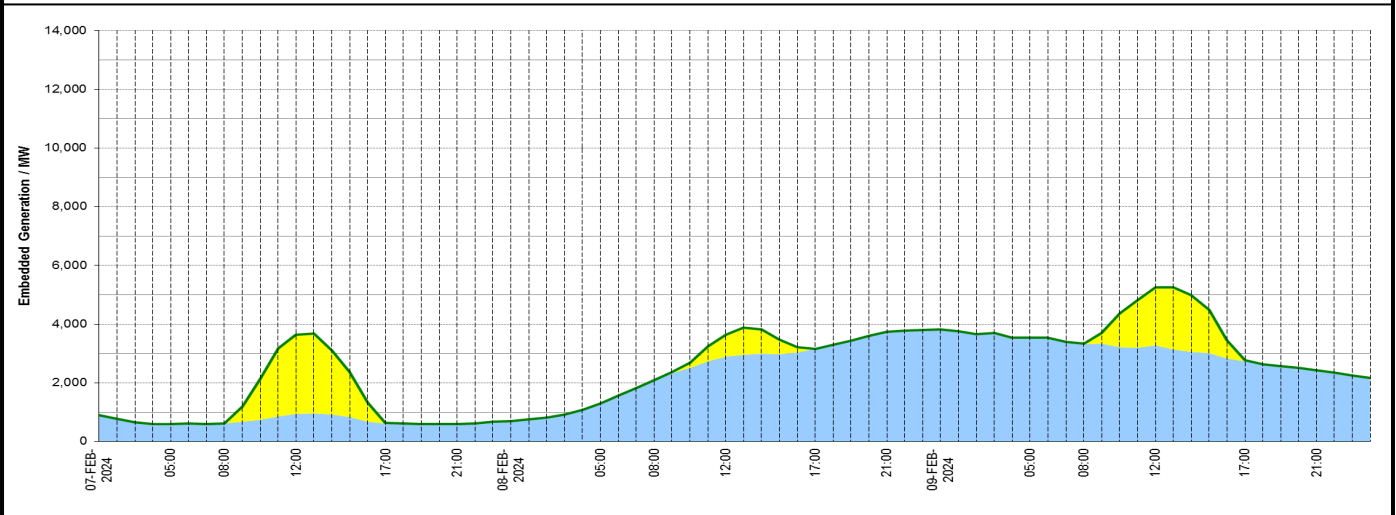
Wind Power Forecast



Expected embedded generation (MWs)

Embedded Generation Forecast

	07-FEB-2024					08-FEB-2024					09-FEB-2024						
	05:00	08:00	12:00	17:00	21:00	00:00	05:00	08:00	12:00	17:00	21:00	00:00	05:00	08:00	12:00	17:00	21:00
Solar (MW)	0	3	2712	28	0	0	0	0	749	0	0	0	0	36	1971	36	0
Wind (MW)	607	622	938	617	604	701	1299	2098	2899	3152	3741	3823	3545	3310	2737	2435	2435
STOR (MW)	0	0	0	0	0	0	0	0	0	0	0	0	0	0	0	0	0
Total (MW)	607	625	3650	645	604	701	1299	2098	3648	3152	3741	3823	3545	3346	5245	2773	2435



Weather	Source	Commentary
Latest forecast (Summary)	Met Office SEPA Natural Resources Wales	<p>Today: Rain, sleet and snow pushes northwards through Thursday. Snow confined to North Wales, Northern Ireland and northern England, mainly on high ground. Snow turning to freezing rain for north Wales bringing icy stretches. Brighter spells and heavy rain further south.</p> <p>Tonight: Rain and snow continue to track northwards into Scotland overnight but intensities decrease. A widespread frost expected away from coasts in the north but more rain moves in further south.</p>
General Weather Concerns e.g. wind, rain, snow, flooding, GB Weather Warnings	Met Office Weather Warnings SEPA Natural Resources Wales	<p>UK Weather Warnings Yellow warning of snow and ice Areas affected: Highlands & Eilean Siar Orkney & Shetland ACTIVE Started at: 16:00 GMT on Wed 7 February Ends: 10:00 GMT on Thu 8 February</p> <p>Yellow warning of rain Areas affected: East of England London & South East England South West England Wales West Midlands ACTIVE Started at: 02:00 GMT on Thu 8 February Ends: 06:00 GMT on Fri 9 February</p>

Weather	Source	Commentary
		<p>Yellow warning of snow Areas affected: East Midlands North East England North West England Wales West Midlands Yorkshire & Humber</p> <p>Starts: 06:00 GMT on Thu 8 February Ends: 06:00 GMT on Fri 9 February</p> <p>Amber warning of snow and ice Areas affected: Wales West Midlands</p> <p>Starts: 08:00 GMT on Thu 8 February Ends: 15:00 GMT on Thu 8 February</p> <p>Yellow warning of snow and ice Areas affected: Northern Ireland</p> <p>Starts: 10:00 GMT on Thu 8 February Ends: 06:00 GMT on Fri 9 February</p> <p>Amber warning of snow Areas affected: East Midlands West Midlands Yorkshire & Humber</p> <p>Starts: 12:00 GMT on Thu 8 February Ends: 18:00 GMT on Thu 8 February</p> <p>Yellow warning of snow and ice Areas affected: Central, Tayside & Fife SW Scotland, Lothian Borders Strathclyde</p> <p>Starts: 18:00 GMT on Thu 8 February Ends: 15:00 GMT on Fri 9 February</p>
		<p>Flood Warnings 2 flood warnings and 73 flood alerts issued for England.</p> <p>0 flood warnings and 0 flood alerts issued for Scotland.</p> <p>0 flood warning and 1 flood alerts issued for Wales</p>

Contains public sector information licensed under the Open Government Licence v1.0

Further Information	
BM Reports	https://www.bmreports.com
System Balancing Reports	https://www.nationalgrideso.com/industry-information/industry-data-and-reports/system-balancing-reports
Forecast Volumes and Costs	https://www.nationalgrideso.com/industry-information/industry-data-and-reports/forecast-volumes-and-costs