

You have been joined in listen only mode with your camera turned off

Live captioning is available in Microsoft Teams

- Click on the 3 dots icon / 'More'
- Click 'Turn on live captions'

ESO Operational Transparency Forum

31 January 2024

Introduction | Sli.do code #OTF

To ask questions live and provide us with post event feedback go to Sli.do and join event code #OTF.

- **Ask your questions as early as possible** as our experts may need time to ensure a correct answer can be given live.
- **Please provide your name or organisation.** This is an operational forum for industry participants therefore questions from unidentified parties will not be answered live. If you have reasons to remain anonymous to the wider forum please use the advance question or email options given on the slide.
- **Questions will be answered in the upvoted order whenever possible.** We will take questions from further down the list when: the answer is not ready; we need to take the question away or the topic is outside of the scope of the OTF.
- **Sli.do will remain open until 12:00**, even when the call closes earlier, to provide the maximum opportunity for you to ask questions.
- **All questions will be recorded and published.** Questions which are not answered on the day will be included, with answers, in the slide pack for the next OTF.
- **Ask questions in advance** (before 12:00 on Monday) at: <https://forms.office.com/r/k0AEfKnai3>
- **Ask questions anytime** whether for inclusion in the forum or individual response at: box.NC.customer@nationalgrideso.com

Stay up to date on our webpage: <https://www.nationalgrideso.com/OTF>

Future deep dive / focus topics

Previous

DFS Update – 24th January

Today

Future

OBP Monthly Update – 7th February

Managing Storm Conditions – date tbc

If you have suggestions for future deep dives or focus topics please send them to us at:
box.NC.customer@nationalgrideso.com and we will consider including them in a future forum

New Dataset: Ancillary Services Important Industry Notifications

The dataset contains the latest update on important ancillary services procurement changes.

Please subscribe to get the latest update.

<https://www.nationalgrideso.com/data-portal/ancillary-services-important-industry-notifications>

Operability Strategy Report

The Operability Strategy Report was published in early January and a webinar was held on 23rd January.

The report, webinar slides, and FAQ document can be found [here](#).

Operability Strategy Report 2024

The Operability Strategy Report explains the operability challenges we expect to face as the electricity system and industry continues to decarbonise. The report outlines our strategy for meeting these challenges as we progress to operating the electricity system at zero carbon for short periods of time in 2025, moving towards a zero carbon electricity system all of the time by 2035, in line with UK Government targets.

[Download the report](#)[Download the webinar slides](#)[Download Q&A](#)

C16 Annual Review 2024

We welcome industry's views on the proposed changes within our consultation.

Standard Condition Licence C16 "Procurement and use of balancing services" sets out the obligation on the ESO to publish five statements addressing the procurement and use of balancing services. In accordance with C16 of its Transmission Licence, we are conducting an annual review of all licence statements, we have proposed changes to the five statements which we invite industry to comment on.

Our official consultation is open from the **18th January 2024**. Please respond by **5pm on 15th February 2024**.

Please find the consultation documents on our [C16 webpage](#).

If you would like to receive notification of future C16 events, consultations and updates, then please sign up to our [mailing list](#).

Any questions, please contact balancingservices@nationalgrideso.com

Upcoming FSO Webinars

Join us in our upcoming webinars to learn more about the new responsibilities of the FSO from Day 1, how these will evolve and how we can work together to deliver a net zero energy system that balances sustainability with affordability and security.

Resilience and Security

26 February, 11:00

Find out how the FSO is establishing a Directorate of Resilience and Emergency Management that will take a whole system perspective when considering resilience and security for GB.

Strategic Planning

1 March, 10:30

Find out how the FSO will deliver national and regional energy planning bringing electricity, gas and hydrogen plans together to efficiently deliver net-zero.

Market Development

6 March, 10:00

Find out how the FSO will drive the evolution of market arrangements across the whole energy system to facilitate security of energy supply and deliver investible markets at the most equitable cost to consumers.



Sign up via the registration links on the ESO website and LinkedIn

[Becoming the Future System Operator \(FSO\) | ESO \(nationalgrideso.com\)](#)

Reserve Reform Phase 1 Workshop




Please join us for the Phase 1 Reserve Reform industry workshop that we are organising on the **1st February 2024** from **14:00-15:30**.

This will be a focused interactive session specifically on **Quick Reserve Phase 1** (BM) where we will walk through the key technical and procurement requirements of the service design with an opportunity for providers to give specific feedback and input before we finalise our design.

We will share material for the session by publishing on our website closer to the date.

Please use the [link](#) to register for the workshop or click **Register** below:

Details

-  Thu, 01 Feb
-  14:00 - 15:30 GMT
-  Online

[Register](#)

Your opportunity to shape the FSO's future regulatory framework

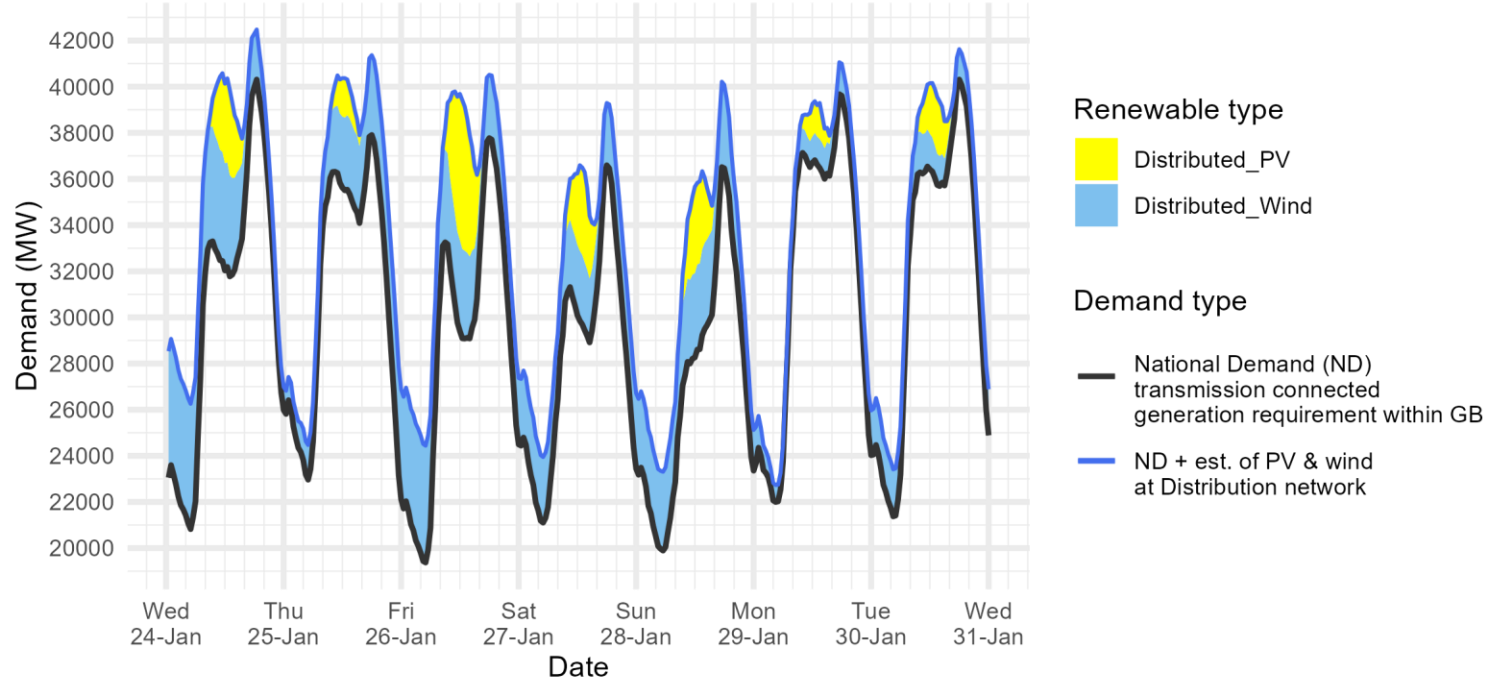
- As we become a public corporation, the mechanisms Ofgem currently uses to hold us accountable, drive our performance and assess our cost efficiency will change.
- Given the substantial changes to the type of organisation we will be, there is a need to undertake a comprehensive review for our future regulatory framework - reflecting ownership structure, not for profit status and new roles.
- In December 2023, [Ofgem launched a consultation on two areas](#):
 - **The FSO's financial framework for Day 1** – to allow the FSO to fully focus resources on delivering longer term consumer benefits, rather than profit
 - **Proposed changes to our future regulatory framework** – to make sure that existing licence requirements are compatible with new roles and legal duties and remove and replace any redundant financial elements
- To prioritise the delivery of the most critical aspects of the regulatory framework for Day 1 and allow time for stakeholder input on longer term changes, Ofgem is proposing three phases for these changes (from Day 1 July 2024, April 2025 and April 2026 onwards).
- This consultation is open until 2 February and Ofgem is keen to hear thoughts from a wide range of stakeholders.



- **Contact us at**
box.ESO.R1102@nationalgrideso.com
- if you'd like to discuss any areas of the consultation or our thoughts on the future regulatory framework.

Demand | Last week demand out-turn

ESO National Demand outturn 24-30 January 2024



The black line (National Demand ND) is the measure of portion of total GB customer demand that is supplied by the transmission network.

ND values **do not include** export on interconnectors or pumping or station load

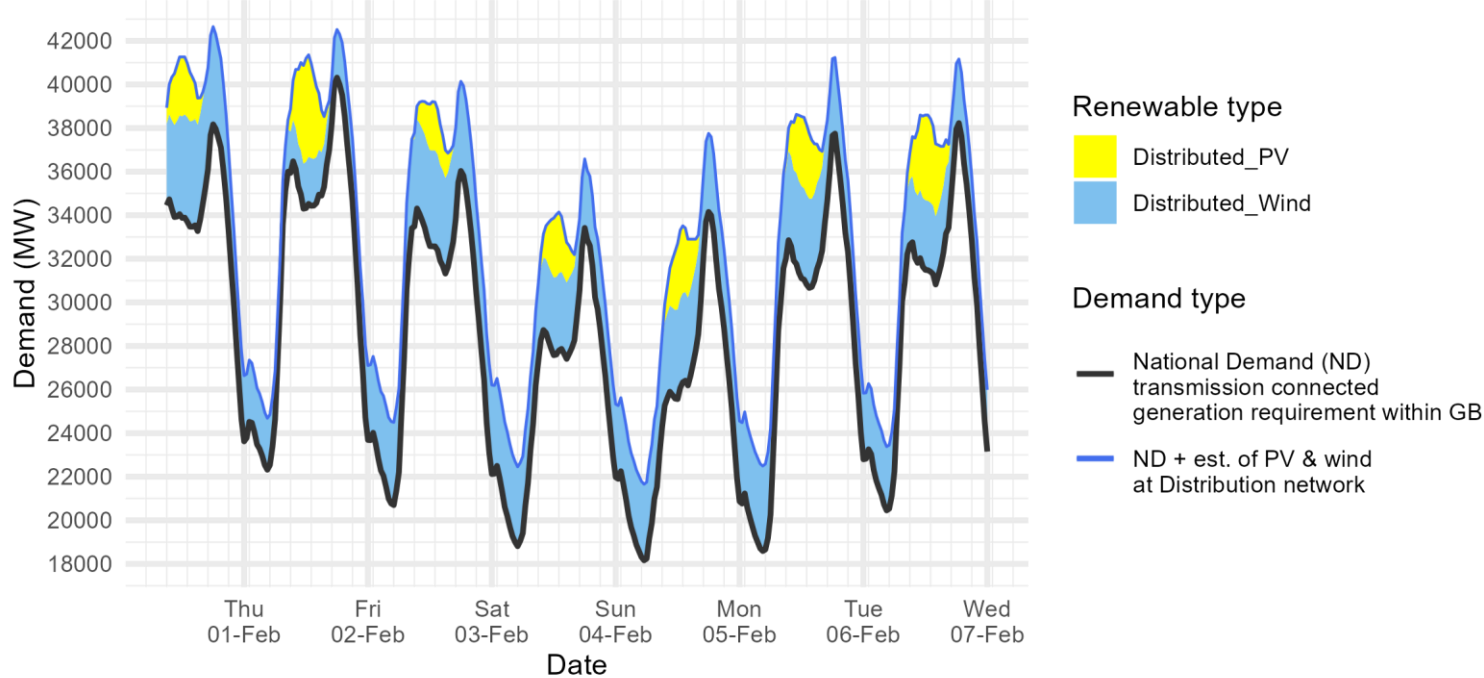
Blue line serves as a proxy for total GB customer demand. It includes demand supplied by the distributed wind and solar sources, but it **does not include** demand supplied by non-weather driven sources at the distributed network for which ESO has no real time data.

Date	Forecasting Point	FORECAST (Wed 24 Jan)		OUTTURN			
		National Demand (GW)	Dist. wind (GW)	National Demand (GW)	Triad Avoidance est. (GW)	N. Demand adjusted for TA (GW)	Dist. wind (GW)
24 Jan	Evening Peak	40.3	2.4	40.3	0.0	40.3	2.2
25 Jan	Overnight Min	23.5	1.4	23.0	n/a	n/a	1.5
25 Jan	Evening Peak	39.0	3.6	37.9	0.0	37.9	3.5
26 Jan	Overnight Min	19.9	4.9	19.4	n/a	n/a	5.1
26 Jan	Evening Peak	39.1	3.0	37.8	0.0	37.8	2.7
27 Jan	Overnight Min	20.4	3.5	21.1	n/a	n/a	2.8
27 Jan	Evening Peak	36.3	2.8	36.6	0.0	36.6	2.7
28 Jan	Overnight Min	19.6	3.6	19.9	n/a	n/a	3.4
28 Jan	Evening Peak	37.3	2.3	36.5	0.0	36.5	3.6
29 Jan	Overnight Min	22.3	1.4	22.0	n/a	n/a	0.7
29 Jan	Evening Peak	41.0	1.7	39.7	0.0	39.7	1.4
30 Jan	Overnight Min	21.8	2.5	21.4	n/a	n/a	2.0
30 Jan	Evening Peak	40.0	2.5	40.3	0.0	40.3	1.3

Historic out-turn data can be found on the [ESO Data Portal](#) in the following data sets: [Historic Demand Data](#) & [Demand Data Update](#)

Demand | Week Ahead

ESO Demand forecast for 31 January-06 February 2024



The black line (National Demand ND) is the measure of portion of total GB customer demand that is supplied by the transmission network.

ND values **do not include** export on interconnectors or pumping or station load

Blue line serves as a proxy for total GB customer demand. It includes demand supplied by the distributed wind and solar sources, but it **does not include** demand supplied by non-weather driven sources at the distributed network for which ESO has no real time data.

Historic out-turn data can be found on the [ESO Data Portal](#) in the following data sets: [Historic Demand Data](#) & [Demand Data Update](#)

Date	Forecasting Point	FORECAST (Wed 31 Jan)	
		National Demand (GW)	Dist. wind (GW)
31 Jan 2024	Evening Peak	38.2	4.5
01 Feb 2024	Overnight Min	22.3	2.4
01 Feb 2024	Evening Peak	40.3	2.2
02 Feb 2024	Overnight Min	20.7	3.8
02 Feb 2024	Evening Peak	36.0	4.1
03 Feb 2024	Overnight Min	18.8	3.6
03 Feb 2024	Evening Peak	33.4	3.2
04 Feb 2024	Overnight Min	18.2	3.5
04 Feb 2024	Evening Peak	34.2	3.6
05 Feb 2024	Overnight Min	18.6	3.9
05 Feb 2024	Evening Peak	37.7	3.5
06 Feb 2024	Overnight Min	20.5	2.9
06 Feb 2024	Evening Peak	38.2	2.9

Operational margins | Week Ahead

How to interpret this information

This slide sets out our view of operational margins for the next week. We are providing this information to help market participants identify when tighter periods are more likely to occur such that they can plan to respond accordingly.

The table provides our current view on the operational surplus based on expected levels of generation, wind and peak demand. This is based on information available to National Grid ESO as of 31st January and is subject to change. It represents a view of what the market is currently intending to provide before we take any actions. The interconnector flows are equal to those in the Base case presented in the Winter Outlook.

The indicative surplus is a measure of how tight we expect margins to be and the likelihood of the ESO needing to use its operational tools.

For higher surplus values, margins are expected to be adequate and there is a low likelihood of the ESO needing to use its tools. In such cases, we may even experience exports to Europe on the interconnectors over the peak depending on market prices.

For lower (and potentially negative) surplus values, then this indicates operational margins could be tight and that there is a higher likelihood of the ESO needing to use its tools, such as issuing margins notices. We expect there to be sufficient supply available to respond to these signals to meet demand.

Margins are adequate for the next week.

Day	Date	Notified Generation (MW)	Wind (MW)	IC Flows* (MW)	Peak demand (MW)	Indicative surplus (MW)
Thu	01/02/2024	41922	11880	3370	41340	10310
Fri	02/02/2024	41418	18060	3370	36820	18760
Sat	03/02/2024	41889	16050	3370	33950	20140
Sun	04/02/2024	43346	16050	3370	35540	21150
Mon	05/02/2024	43788	15880	3370	38610	18770
Tue	06/02/2024	44184	14330	3370	39970	16860
Wed	07/02/2024	43800	11880	3370	40350	14450

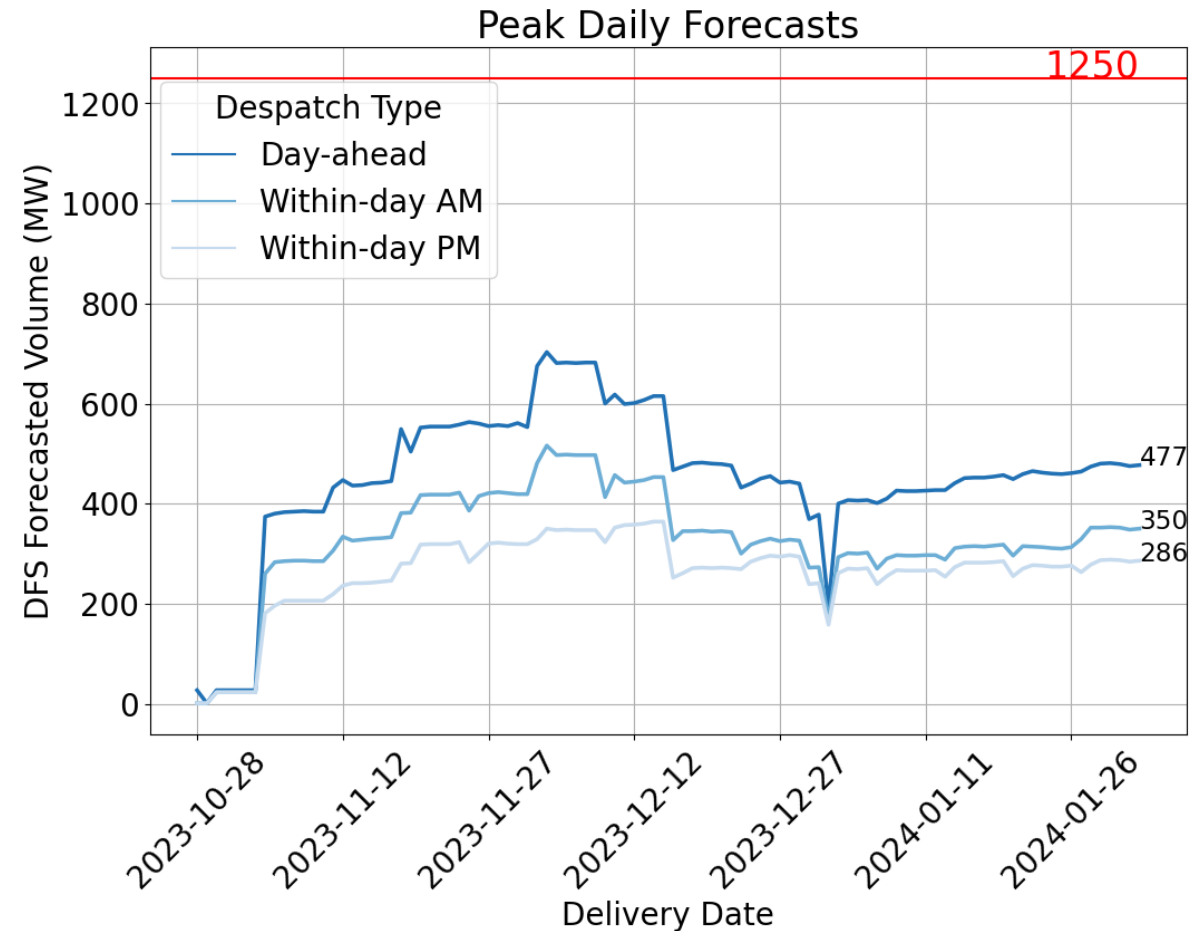
*Interconnector flow in line with the Winter Outlook Report Base Case but will ultimately flow to market price

Demand Flexibility Service

Peak forecasts indicate the maximum MW's that participants expect to be able to deliver at various *despatch times*.

Participant's **expectation** of peak delivery increased late November and then it has stabilised at around 450 MW for day-ahead and around 300 MW for within day despatch.

Difference between **Within-day AM** and **PM** is decreasing. In line with learnings from participants on the response from end-consumers with shorter notice periods.



Demand Flexibility Service

As of 31st January 2024, ESO has called the service for 7 Tests and 2 Live Events.

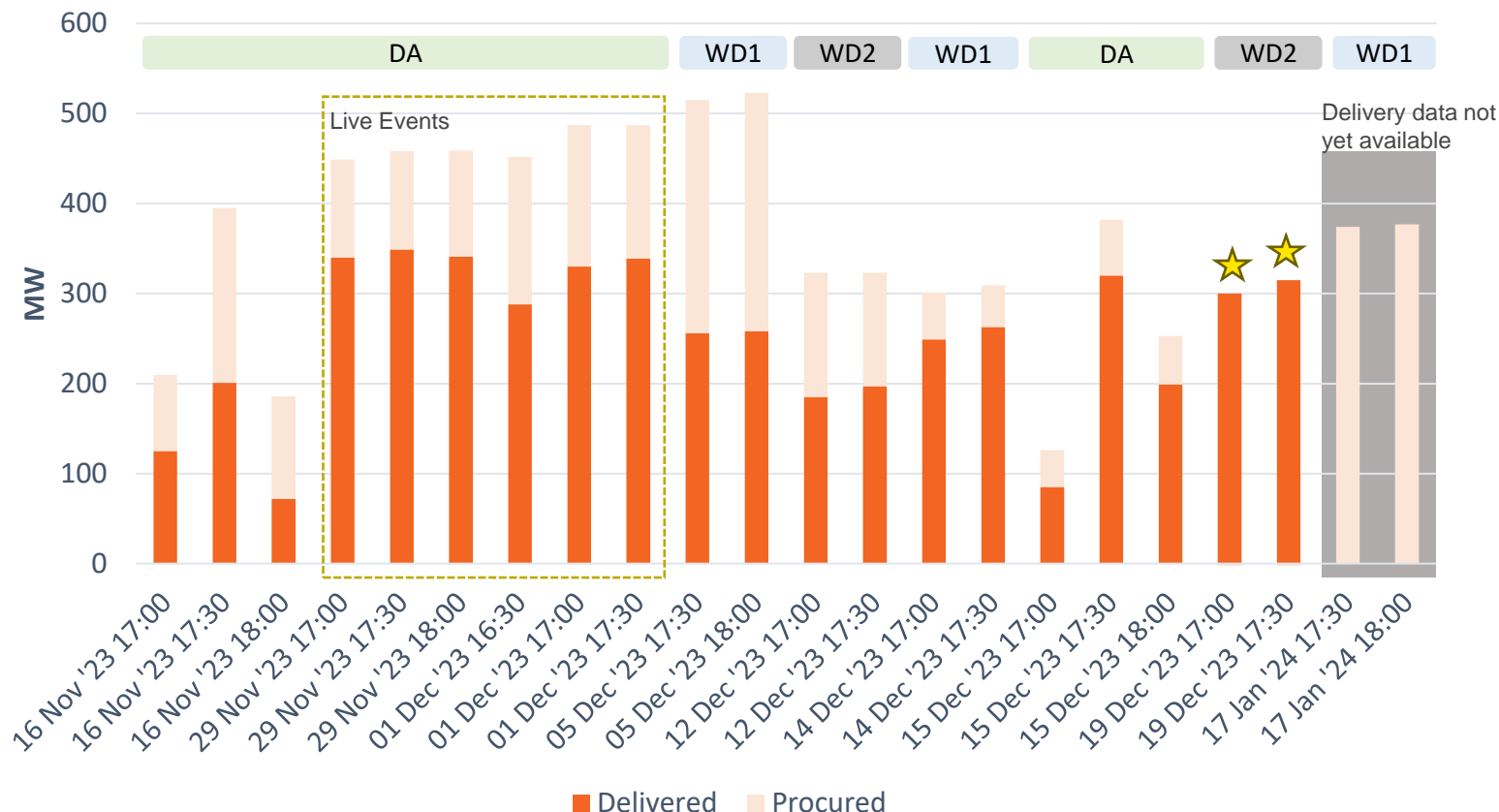
From 1st Feb ESO will be moving all tests to be competitively run, i.e., the *Guaranteed Acceptance Price* (GAP) will be set to zero.

ESO will be seeking to engineer a number of competitive scenarios to enhance our learnings around the commercials of DFS. We will be seeking to procure up to a certain MW volume.

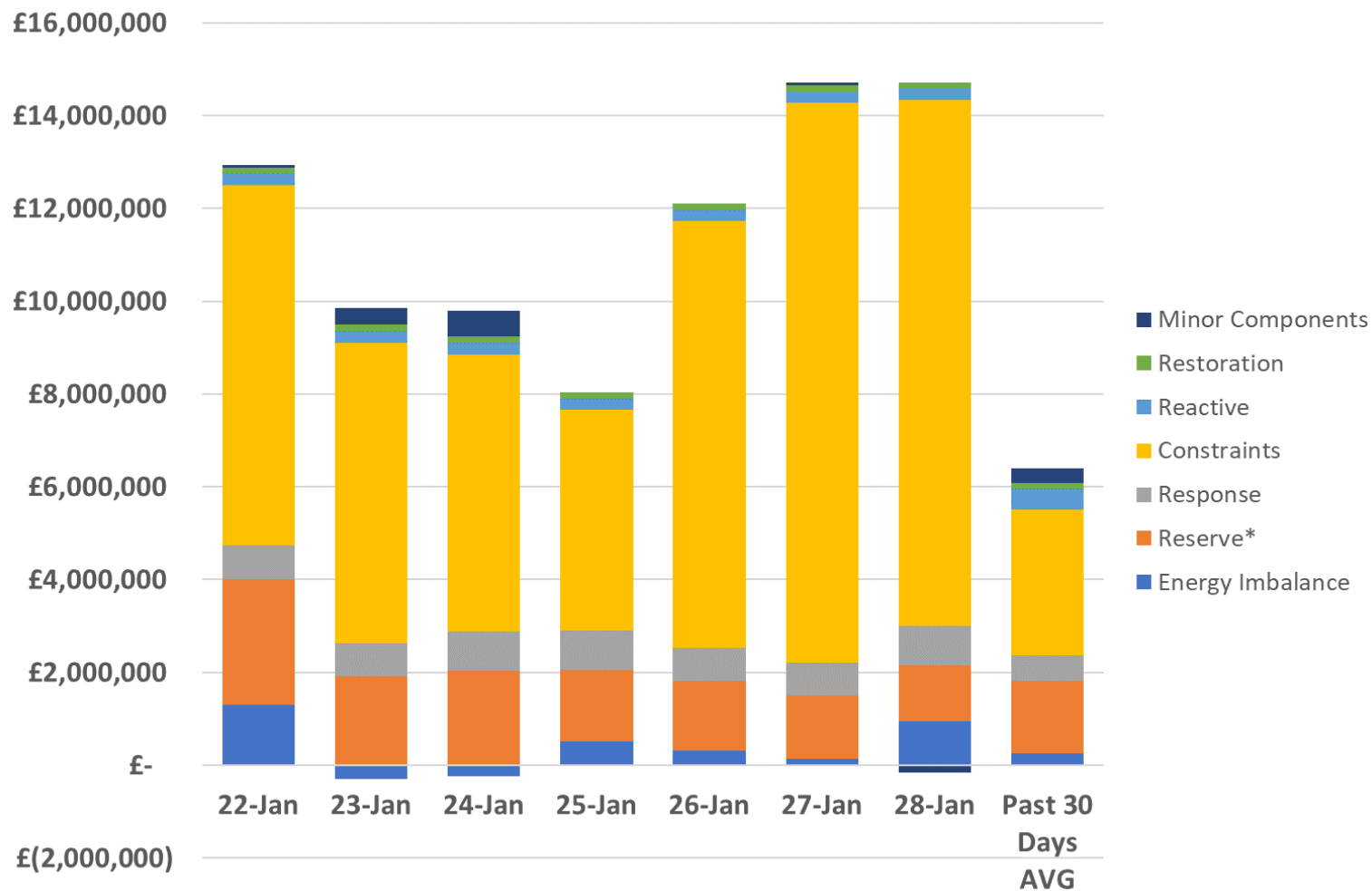
These changes do not change or amend our ability to access the service for a real service requirement.

Despatch Time	Number of events
Day-ahead	4 (2 Live + 2 Tests)
Within day 1	3 (all Tests)
Within day 2	2 (all Tests)

DFS volumes over winter 2023-24



ESO Actions | Category costs breakdown for the last week



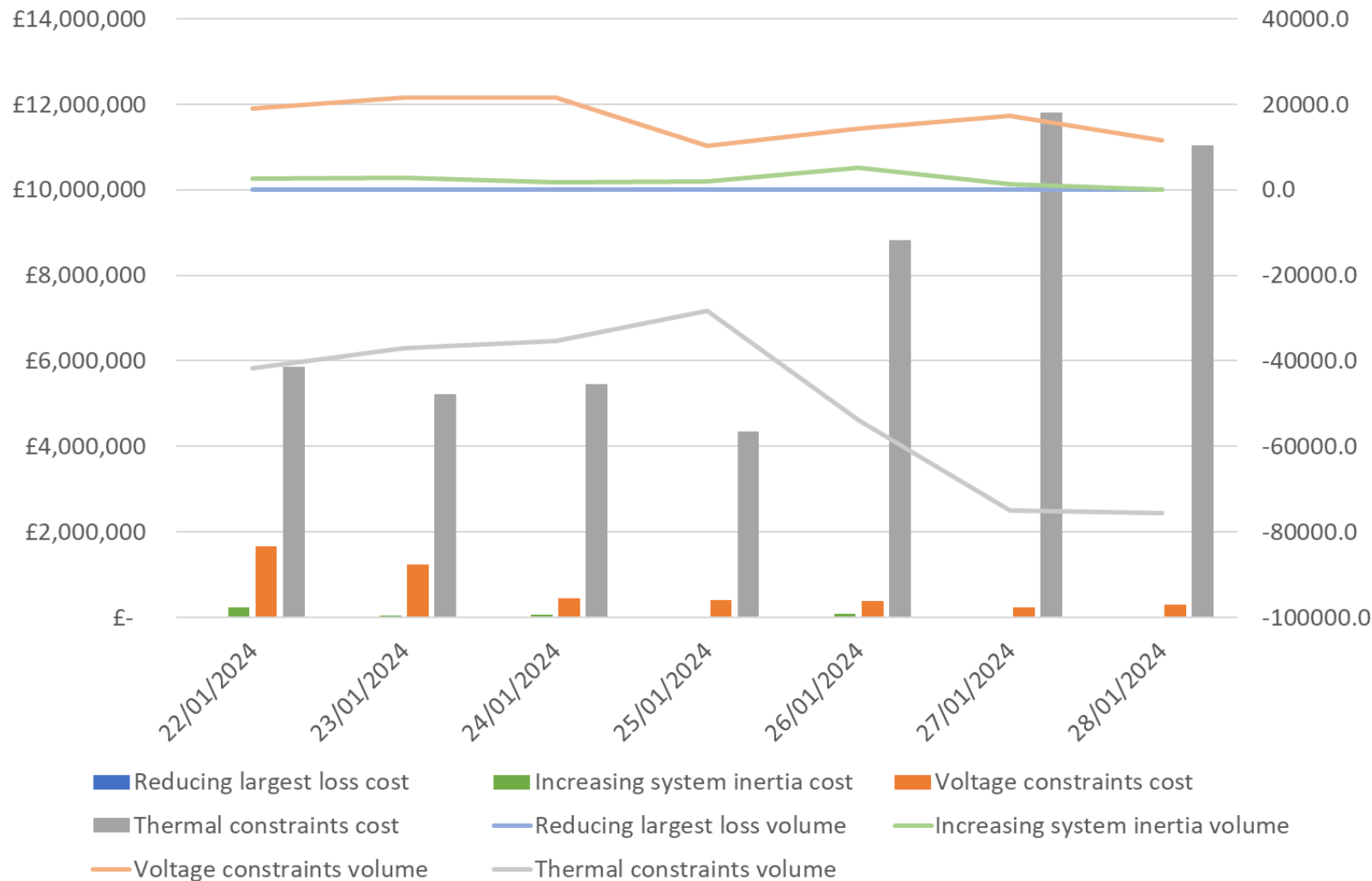
Date	Total (£m)
22/01/2024	12.9
23/01/2024	9.6
24/01/2024	9.6
25/01/2024	8.0
26/01/2024	12.1
27/01/2024	14.7
28/01/2024	14.6
Weekly Total	81.5
Previous Week	49.4

Constraints and Reserve costs were the key cost component for the week.

Please note that all the categories are presented and explained in the MBSS.

Data issue: Please note that due to a data issue on a few days over the last few months, the Minor Components line in Non-Constraint Costs is capturing some costs on those days which should be attributed to different categories. It has been identified that a significant portion of these costs should be allocated to the Operating Reserve Category. Although the categorisation of costs is not correct, we are confident that the total costs are correct in all months. We continue to investigate and will advise when we have a resolution.

ESO Actions | Constraint Cost Breakdown



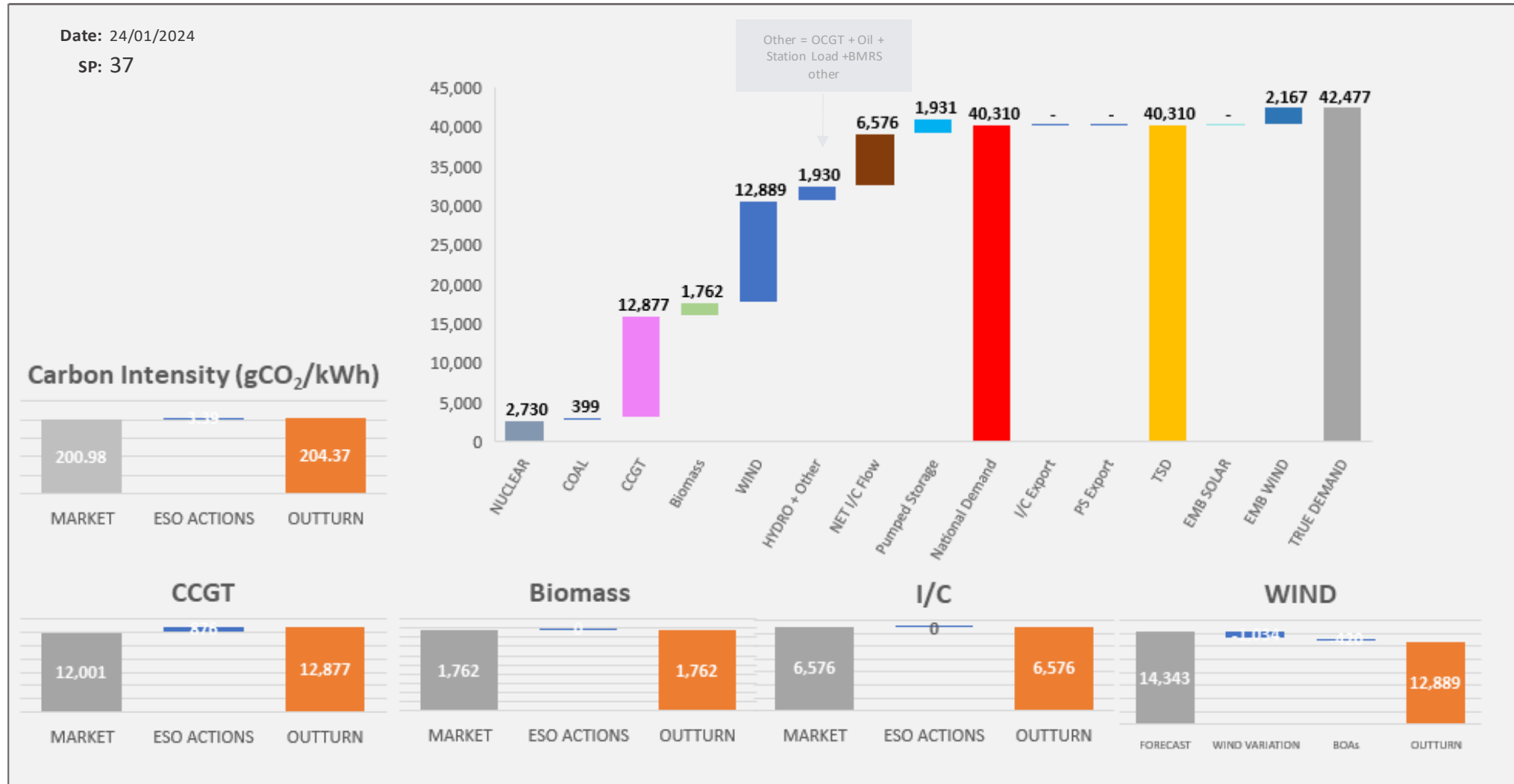
Thermal – network congestion
 Actions were required to manage thermal constraints throughout the week, with the most significant costs on Friday, Saturday and Sunday.

Voltage
 Intervention was required to manage voltage levels throughout the week.

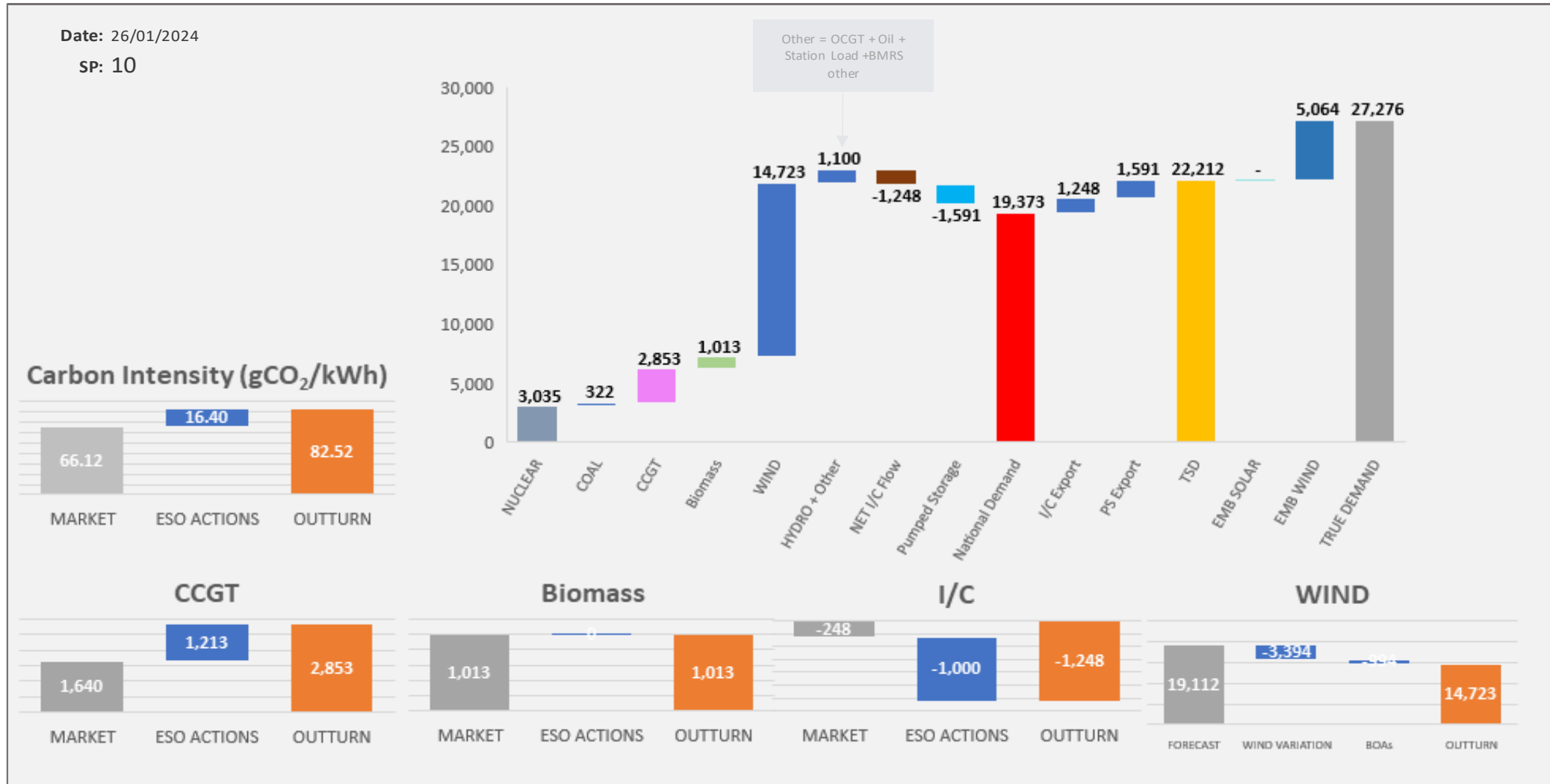
Managing largest loss for RoCoF
 No intervention was required to manage largest loss.

Increasing inertia
 Intervention was required to manage System Inertia all week with the exception of Sunday.

ESO Actions | Wednesday 24 January – Peak Demand – SP spend ~£62k

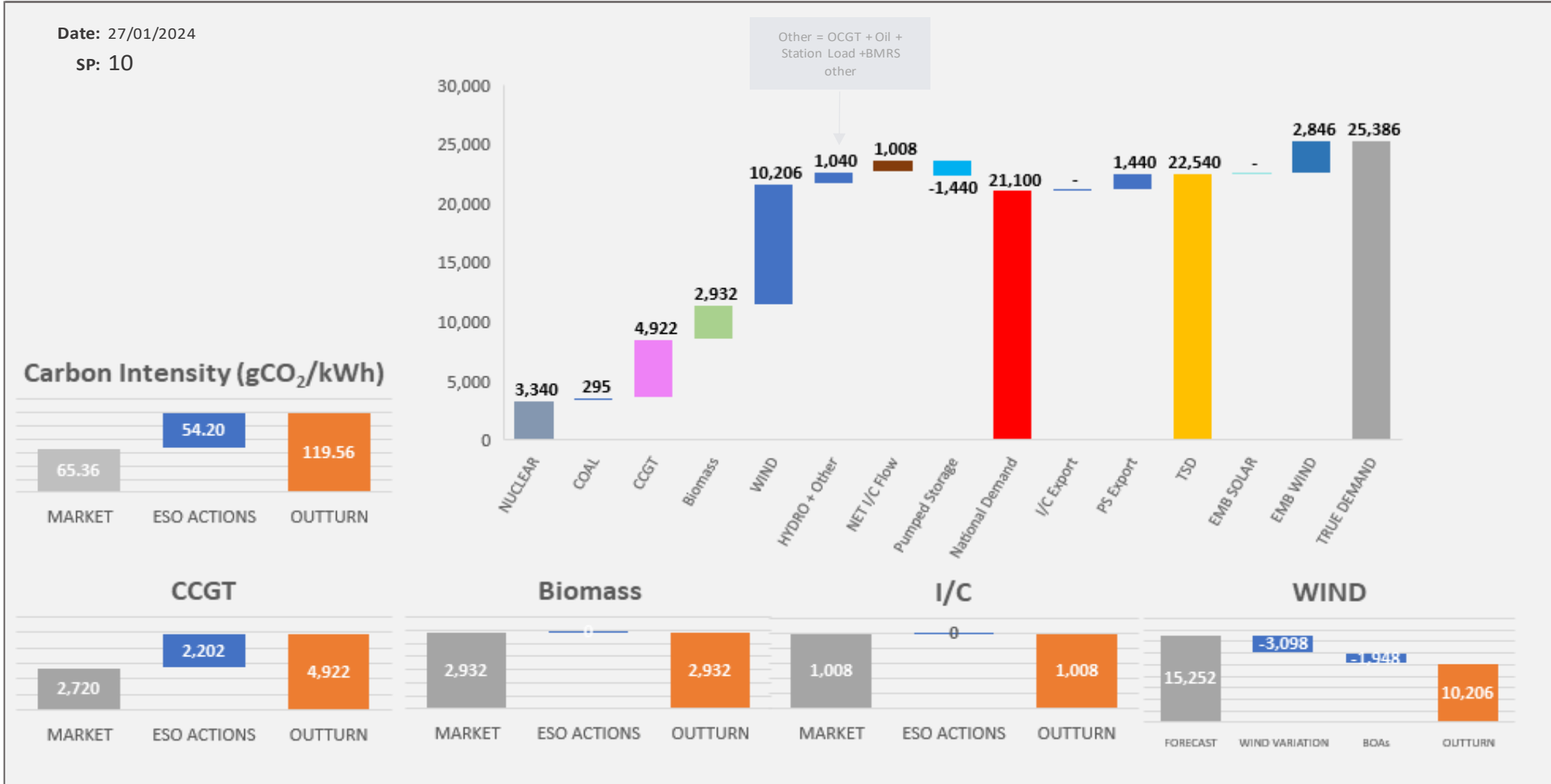


ESO Actions | Friday 26 January – Minimum Demand – SP Spend ~£242k



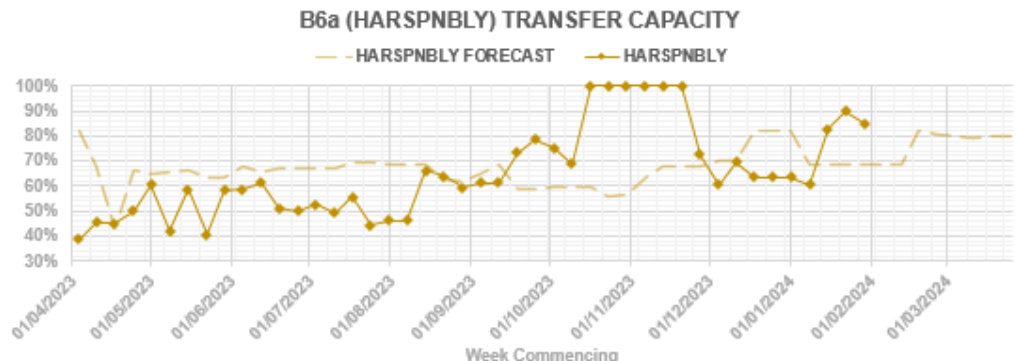
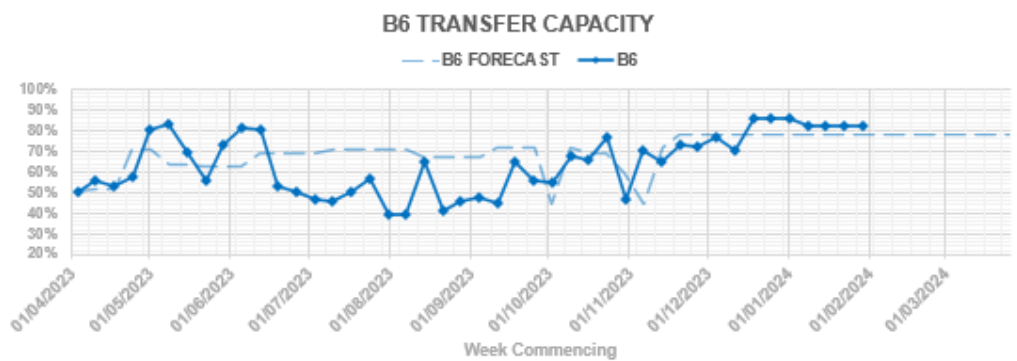
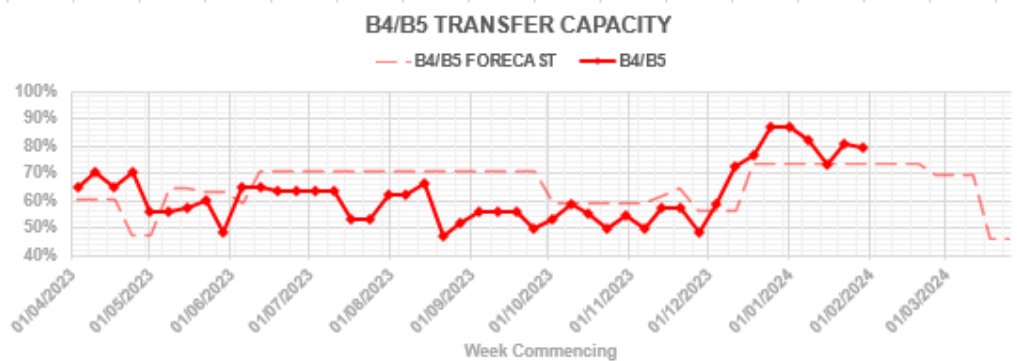
Carbon Intensity data on data portal: <https://data.nationalgrideso.com/carbon-intensity1/carbon-intensity-of-balancing-actions>

ESO Actions | Saturday 27 January – Highest SP Spend ~£582k

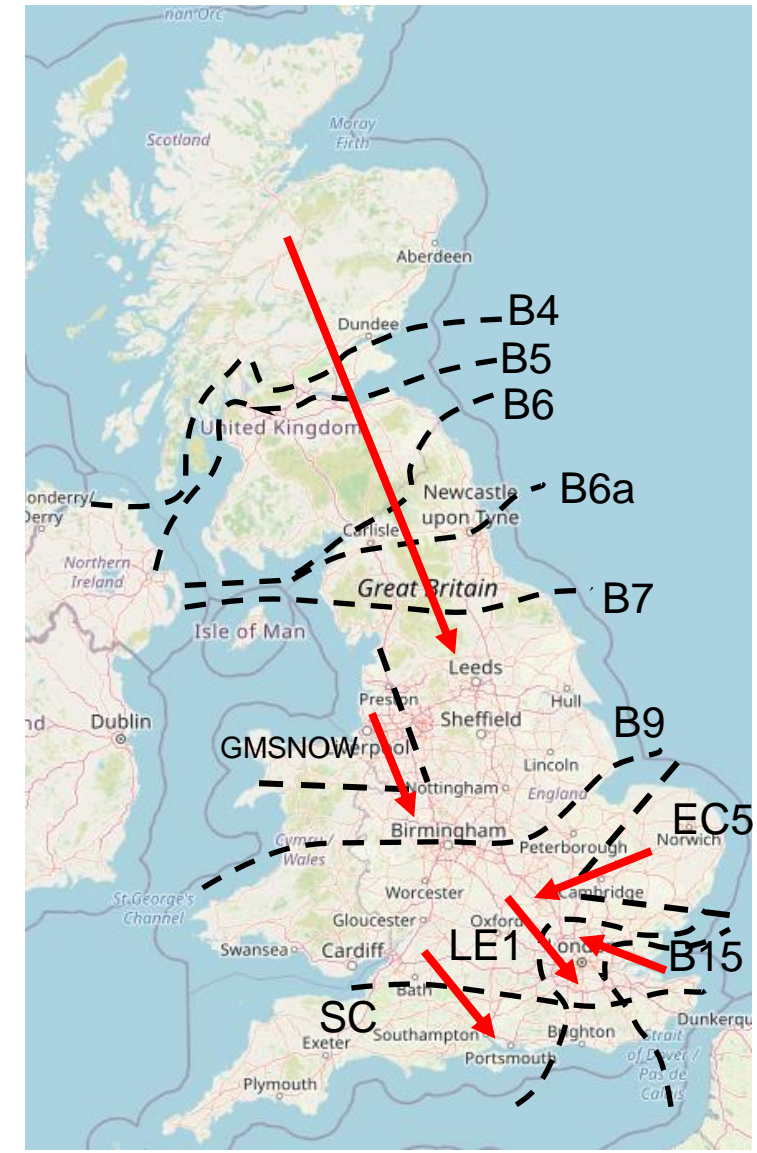


Carbon Intensity data on data portal: <https://data.nationalgrideso.com/carbon-intensity1/carbon-intensity-of-balancing-actions>

Transparency | Network Congestion

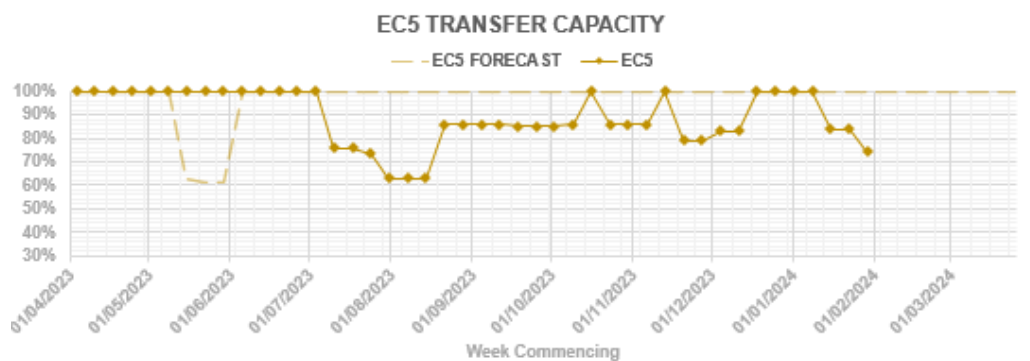
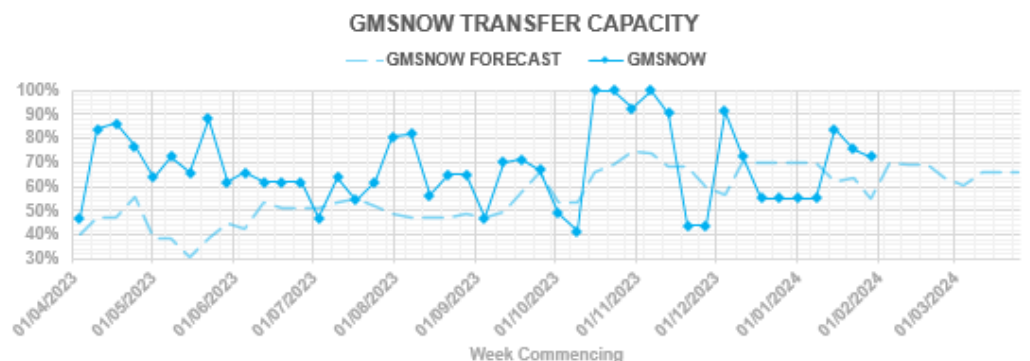
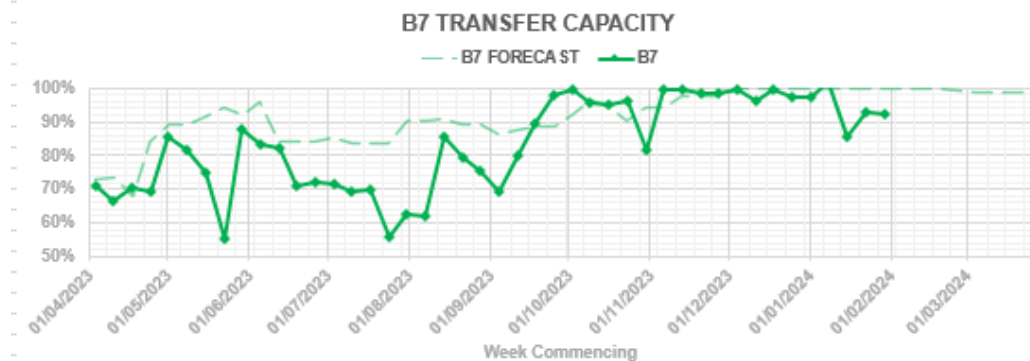


Boundary	Max. Capacity (MW)
B4/B5	3400
B6	6800
B6a	8000
B7	8325
GMSNOW	4700
B9	10600
EC5	5000
LE1	8500
B15	7500
SC	7300

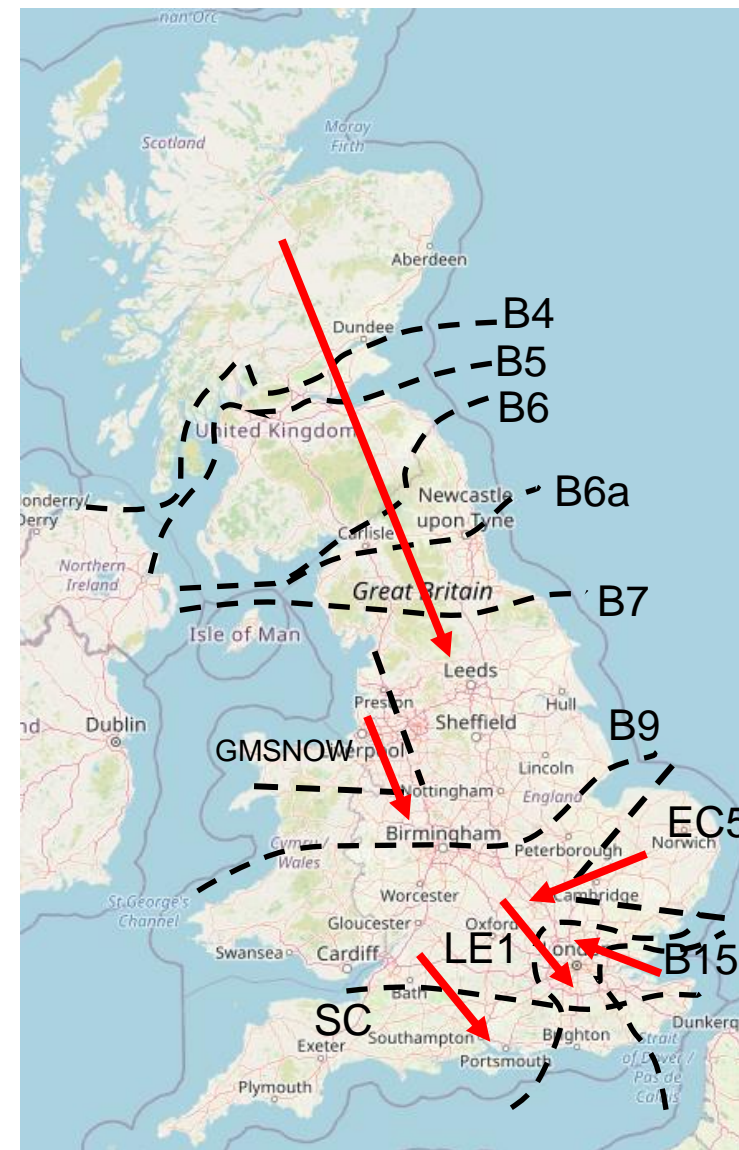


Day ahead flows and limits, and the 24-month constraint limit forecast are published on the ESO Data Portal: <https://data.nationalgrideso.com/data-groups/constraint-management>

Transparency | Network Congestion



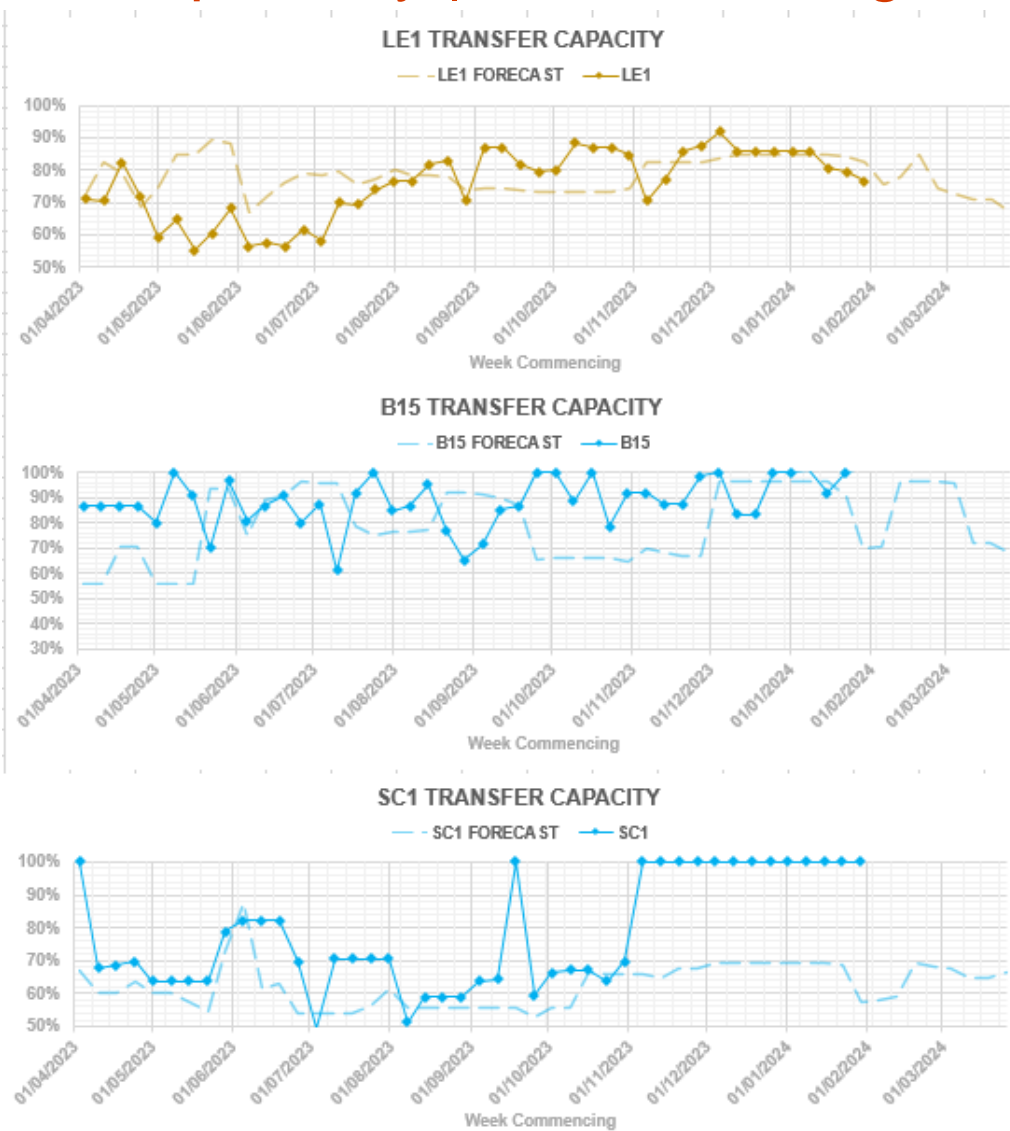
Boundary	Max. Capacity (MW)
B4/B5	3400
B6	6800
B6a	8000
B7	8325
GMSNOW	4700
B9	10600
EC5	5000
LE1	8500
B15	7500
SC	7300



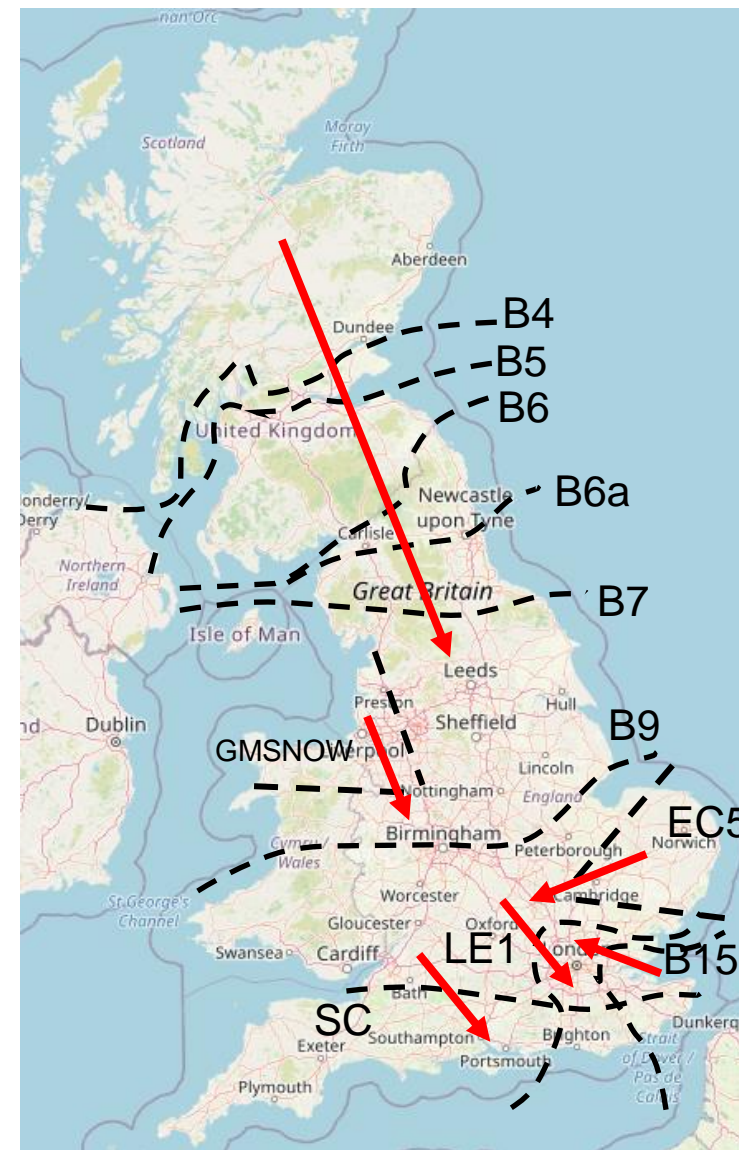
Day ahead flows and limits, and the 24-month constraint limit forecast are published on the ESO Data Portal:

<https://data.nationalgrideso.com/data-groups/constraint-management>

Transparency | Network Congestion



Boundary	Max. Capacity (MW)
B4/B5	3400
B6	6800
B6a	8000
B7	8325
GMSNOW	4700
B9	10600
EC5	5000
LE1	8500
B15	7500
SC	7300



Day ahead flows and limits, and the 24-month constraint limit forecast are published on the ESO Data Portal:

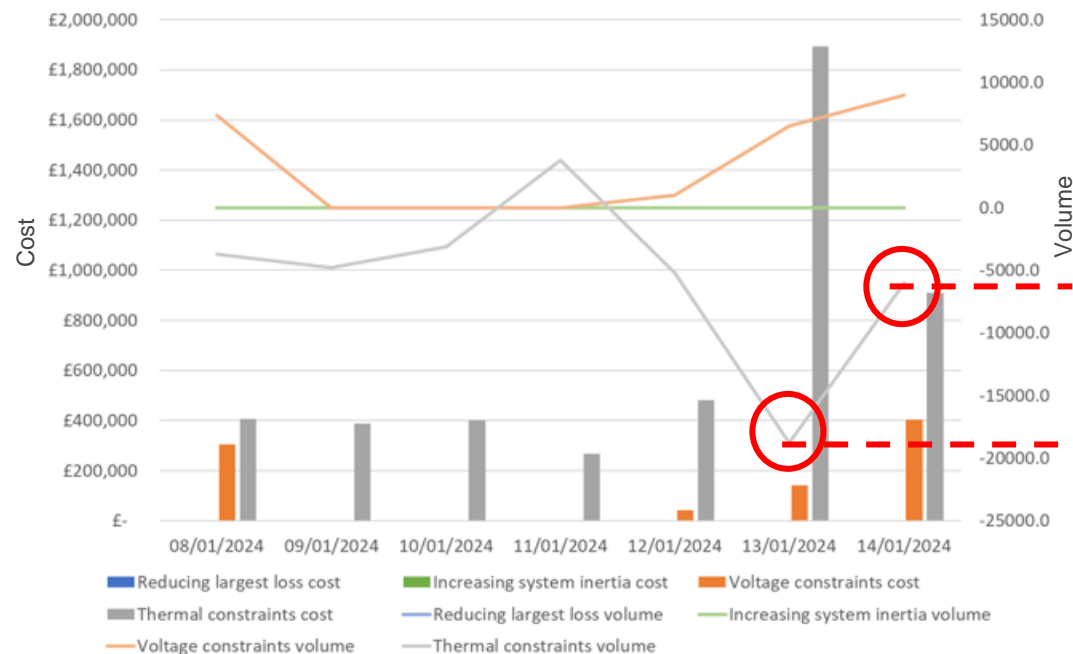
<https://data.nationalgrideso.com/data-groups/constraint-management>

Previously Asked Questions

Q: Are you able to comment on why thermal constraints spend was so high on Saturday (13/01) compared to week before and other days last week? - This appears high for a weekend spend. Thanks

A: Thermal constraint costs were high on Saturday 13th January due to high levels of wind and multiple constraints biting in Scotland and England, which resulted in a large volume of bids (see graph). In addition, there was a circuit which was switched out for technical reasons, further reducing the constraints capacity and increasing the thermal constraints cost.

ESO Actions | Constraint Cost Breakdown



Previously Asked Questions

Q: Last week (23rd Nov) the control room turned off some wind units (non SO-flagged) at -40 £/MW in the middle of the day when there were over 5GW of bids in the stack at ~0£/MW. Quite clearly this activity wasn't for energy balancing. What can be done to make these decisions more predictable for the market?

Q: Hello, We've seen lots of occasions where you're taking System actions but then tagging them as Energy which is impacting cashout prices and costs (e.g. like the Q from last week about "curtailing wind at -40£/Mw when there were 5GW in the stack..". Apparently ESO control room has said some a flagged as energy are mistakes so can we have a bit more transparency on this (how often this happening) and why + if they can be corrected as System flagged after the event to mitigate losses? 3 Qs there - thanks!

A: Combined answer to both questions:

Thank you for bringing this to our attention. Very occasionally instructions are not correctly flagged as System in the control room. When these actions are spotted, the flags are corrected via our post event process which feeds into settlement.

Q: Can you reconsider naming the kit involved in incidents? I assume those who look at all the NGENSO data know which interconnector fails when, the name of the only coal plant, etc. so better understand the NGENSO information at OTF. The BM was always meant to be transparent.

A: We will consider this as part of the OTF survey feedback and will present back at a future OTF.

Previously Asked Questions

Q: On Monday (8th January), two large units were activated in the BM from mid-day at £169+ for 6 hours+ when there were 100's of MWs of small flexible units available under £140 that were not used. Do these actions count as "Skips" and should the OBP be stopping these kind of actions that increase consumer costs?

A:

Previous answer provided:

Can you please provide us more details on box.NC.customer@nationalgrideso.com?

The first release of OBP has delivered the ability for control room to Bulk dispatch instructions to Batteries and Small BMU's. There are wider plans to enhance utilisation of small flexible assets through new services and products as per our Markets roadmap. Note that at the time of this action the OBP fix for the battery zone was not yet in place.

Updated answer following clarification:

Thank you for providing further information. This was a strategic decision to run these large units due to uncertainty over supply into the network over several hours, including the flexibility to manage margins. These units were the only available units that were able to meet this requirement – you can see from the data that we switched to a more economic unit during this period. The combination of available smaller units were not able to meet this requirement for this sustained period.

Previously Asked Questions

Q: On the DFS vs BM price, I am not sure it is for NGENSO to decide what is "useful" for the market to see if the market asks. As a customer I am keen to know what the impacts on customer bills is of testing at £3k vs using £100 in the BM. Please reconsider presenting this.

A: As the Guaranteed Acceptance Price for test event prices is not linked to BM prices at the time, we are not running test events to avoid BM actions. Although cost is also not part of the decision for live events, as we have forecasted we would use all commercial actions in the worst case scenario that we secure for, we published a comparison of prices for the live event as part of our deep dive on the 13th December for context. Comparison with the BM actions actually taken may not be reflective of the true difference in cost as reducing peak demand for an hour may avoid the need to synchronise a BM machine, which otherwise would have had a six hour minimum run time. The price of BOAs taken is available in our dispatch transparency data set: <https://www.nationalgrideso.com/data-portal/dispatch-transparency>.

Q: Two battery BMUs were once again bid back at prices that were well out of merit on 24/1/2024 (Capenhurst 3, SP5: £10,000/MWh and Lascar, SP2: £10,000/MWh). Is all still not well with OBP?

A: We are aware of a new issue with OBP clipping high price bands following the submission of data in a specific scenario. The total volume and cost of these Bid-Offer Acceptances are very low and will not impact the use of OBP in the control room. A fix to this issue has been developed and will be implemented in the OBP production system next week.

Previously Asked Questions

Q: 300MW of delivery at c£3k/MWh when we used to get c3GW from Triads. Has someone compared the costs of the two different signals and running the two different mechanisms, given they seem to act in the same time periods?

A: As the payment mechanisms for triad and DFS are different, comparison is not straightforward. Triads affected the Transmission Network use of System charges, by applying the TNUoS charge based on the demand used during triad periods. As such Triads were charging for demand remaining, whereas DFS pays for demand avoided. Triad prices ranged from about £21/kW to £59/kW in 2020-21. As there are limitations on the number of triads (e.g. must be 10 days separation between triads) there will be a limit on how many days triad payments affected demand, but taking one every 10 days for the winter period of approximately 120 days would give 12 days' effect, in a similar range to DFS. The GAP for DFS was priced at £3/kW, for each hour. For the 7 tests priced at this so far, this equates to £21/kW.

We note that Triads are still in place but not affecting demand in the same volume as the period we assume the question is referring to.

Advance questions

Q: Is it acceptable for a site which is providing static FFR to be triggered remotely, using a frequency transducer located at some central location to detect frequency deviations in real time and send a signal (e.g. over internet) to cause a site or sites to respond? To be clear, I am not asking about remote "arming" of a frequency relay located on site, I am asking about the actual response to the event being initiated using remote comms.

Outstanding questions

Q: Does INDO (used to determine Triads) exclude Battery Storage? The Elexon Glossary doesn't specify it, but it seems reasonable given Pumped Storage is excluded.

INDO (Initial National Demand Out-Turn) is a term defined in the BSC. The glossary definition referred to in the question is provided at this link. [Glossary Term: Initial National Demand Out-Turn - Elexon BSC](#)

We are still working on this question and we will aim to provide an answer to the OTF as soon as possible.

Q:

Question 1:

My initial Question was to confirm contract end dates for all stability phase 1 contracts and the response I got was September 2026 – March 2027 which is not specific enough. Can you publish a list showing specific operational date – end date for all contracts in the stability pathfinder phase 1?

Question 2:

Can you publish data on Reactive Utilisation for stability contracts? information on this cannot be found in the ORPS.

Reminder about answering questions at the ESO OTF

- **Questions from unidentified parties will not be answered live.** If you have reasons to remain anonymous to the wider forum please use the advance question or email options. Details in the appendix to the pack.
- **Questions will be answered in the upvoted order whenever possible.** We will take questions from further down the list when: the answer is not ready; we need to take the question away or the topic is outside of the scope of the OTF.
- **Sli.do will remain open until 12:00**, even when the call closes earlier, to provide the maximum opportunity for you to ask questions.
- **All questions will be recorded and published** All questions asked through Sli.do will be recorded and published, with answers, in the Operational Transparency Forum Q&A on the webpage: <https://www.nationalgrideso.com/what-we-do/electricity-national-control-centre/operational-transparency-forum>
- **Takeaway questions** – these questions will be included in the pack for the next OTF, we may ask you to contact us by email in order to clarify or confirm details for the question.
- **Out of scope questions** will be forwarded to the appropriate ESO expert or team for a direct response. We may ask you to contact us by email to ensure we have the correct contact details for the response. These questions will not be managed through the OTF, and we are unable to forward questions without correct contact details. Information about the OTF purpose and scope can be found in the appendix of this slide pack

slido

Audience Q&A Session

ⓘ Start presenting to display the audience questions on this slide.

Feedback

Please remember to use the feedback poll in sli.do after the event.

We welcome feedback to understand what we are doing well and how we can improve the event for the future.

If you have any questions after the event, please contact the following email address:
box.NC.Customer@nationalgrideso.com



Appendix

Purpose and scope of the ESO Operational Transparency Forum

Purpose

The Operational Transparency Forum runs once a week to provide updated information on and insight into the operational challenges faced by the control room in the recent past (1-2 weeks) and short term future (1-2 weeks). The OTF will also signpost other ESO events, provide deep dives into focus topics, and allow industry to ask questions.

Scope

Aligns with purpose, see examples below:

In Scope of OTF

Material presented i.e.: regular content, deep dives, focus topics
ESO operational approach & challenges
ESO published data

Out of Scope of OTF

Data owned and/or published by other parties
e.g.: BMRS is published by Elexon
Processes including consultations operated by other parties e.g.: Elexon, Ofgem, DESNZ
Data owned by other parties
Details of ESO Control Room actions & decision making
Activities & operations of particular market participants
ESO policy & strategic decision making
Formal consultations e.g.: Code Changes, Business Planning, Market development

Managing questions at the ESO Operational Transparency Forum

- OTF participants can ask questions in the following ways:
 - Live via Sli.do code #OTF
 - In advance (before 12:00 on Monday) at <https://forms.office.com/r/k0AEfKnai3>
 - At any time to box.NC.Customer@nationalgrideso.com
- **All questions asked through Sli.do** will be recorded and published, with answers, in the Operational Transparency Forum Q&A on the webpage: [Operational Transparency Forum | ESO \(nationalgrideso.com\)](#)
- **Advance questions** will be included, with answers, in the slide pack for the next OTF and published in the OTF Q&A as above.
- **Email questions** which specifically request inclusion in the OTF will be treated as Advance questions, otherwise we will only reply direct to the sender.
- **Takeaway questions** – we may ask you to contact us by email in order to clarify or confirm details for the question.
- **Out of scope questions** will be forwarded to the appropriate ESO expert or team for a direct response. We may ask you to contact us by email to ensure we have the correct contact details for the response. These questions will not be managed through the OTF, and we are unable to forward questions without correct contact details. Information about the OTF purpose and scope can be found in the appendix of this slide pack