nationalgridESO

Single Markets Platform Show & Listen Session 21

Workshop date

16 | 03 | 23

Facilitators

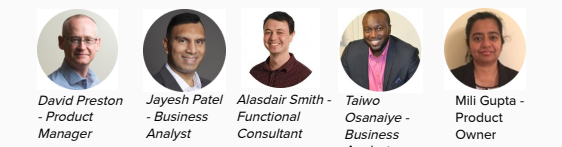

David Preston - Product Manager

Jayesh Patel - Business Analyst

Alasdair Smith - Functional Consultant

Taiwo Osanaiye - Business Analyst

Mili Gupta - Product Owner

Agenda

1. Introduction — 2 min
2. Reminder of March Release and remaining drop-in surgies — 2 min
3. Confirmation of April release — 2 min
4. Demo of Unit De-registration by a Unit Manager and Deactivation of users by the Super User — 10 min
5. Walkthrough of Primary BMU Registration Wireframes — 10 min
6. Call out for SMP UAT Volunteers for each month — 2 min
7. Ask for feedback on Contract Management e.g. notification on what you would like to see on SMP dashboard etc — 5 min
8. Feedback — 2 min

Rules

- This is your session to participate. Dig in!
- Use the chat function to ask questions.
- Use the mute button when not speaking.
- Avoid interrupting when others are speaking.

Your Participation Role

1. **Throughout the session**
Speak up, think big, raise concerns, be patient, don't use acronyms or inside language.
2. **During activities**
Ask clarifying questions before we begin, good energy in - good results out.
3. **Remember**
This session is part of the (good) work. We've never done this together before. Seek to understand before being understood.

Mural Tips

NAVIGATION

Moving the board
Hold the space bar down then click and drag to move the position of the entire MURAL on your screen

Zooming in & out
Scroll the wheel on your mouse or pinch on your trackpad to zoom in/out. When changing devices you may need to check **Zoom Settings** in the bottom right.

The minimap
Track your view of the MURAL and zoom percentage on the minimap on the bottom right corner of your screen.

ORGANIZING

Select Objects
Click an object to select it; hold shift while clicking objects to select more than one at once

Move Objects
After selecting the objects you wish to move, simply drag them to the desired location on the MURAL

CONTRIBUTING

Sticky Notes
Add sticky notes by right-clicking, then selecting **Add Sticky Note** or by double clicking on an empty space or the background.

2 Reminder of March Release and remaining drop-in surgeries

Recap and schedule

2 min

Latest release went live on Friday 10th March.

Key functionality introduced:

- Digital Signature enhancements
  - Allows a Unit Manager to download Form B to obtain a wet signature from their Authorised Signature without the use of a Digital Signature.
  - Allows a Unit Manager to select up to 3 Authorised Signatories to provide a digital signature.
- RDP Onboarding enhancements - increased tool tips and pre-selection of data for Generation Unit and New Asset Registration fields.
- API enhancement - Unit / Asset Generation and Demand Capacity now shown up to 3 decimal places.
- Other user enhancements
  - Allows a Unit Manager to deregister a Unit from the SMP Portal
  - Colour coding feature to show progress of an application
  - Related entity update enabling greater flexibility to allow a user to represent both parties in the Parent Company/Subsidiary.

As communicated previously, for anyone interested in our first APIs we recommend that you approach us directly to access our sandbox initially to test any code from your side. To do this please contact Alasdair Smith (alasdair.smith@nationalgrid.com) as appropriate, copying in our .box account at box.singlemarketsplatform@nationalgrideso.com

Support available

- Account manager support or through commercial.operation@nationalgrideso.com
- Updated support documents and videos on the SMP webpage. These will be updated with new video content for the functionality detailed above and an updated version of the User Guide.
- Drop in surgeries. Separate invites will be issued for the following dates and times listed below.
  - Tuesday 14 March @ 10.30 am
  - Thursday 16 March @ 10.30 am
  - Tuesday 21 March @ 10.30 am
  - Thursday 23 March @ 10.30 am

Note: Within these surgeries we will be focusing on the newly released functionality. However, we continue to offer weekly drop-in surgeries each Wednesday for any SMP query. If you have not had the invite to these please contact your account manager.

Review Questions and seek clarification

Questions

Feedback

3 Confirmation of April release

Information on functionality

2 min

What is included?

Service Catalogue - ability for the Market Services team to configure the set up of a new services on SMP quickly

Unit Versioning enhancements - upgrade on the current functionality with revised business rules for the scenarios:

Example 1: Unit's Gen and/or Demand Capacity INCREASES or DECREASES as a result in the change of asset logical grouping formation through addition or removal of an asset
Unit Version 1.0: Asset A (10MW), Asset B (10 MW)
Unit Version 2.0: Asset A (10MW)

Example 2: Unit's Fuel Source Type Field Value changes as a result in the change of asset logical grouping formation through addition or removal of an asset
Unit Version 1.0: Asset A (Wind), Asset B (Wind) > Unit Fuel Type = Wind
Unit Version 2.0: Asset A (Wind), Asset B (Wind), Asset C (Coal) > Unit Fuel Type = Multifuel

In April's Show and Listen more detail will be shared along with a demo.

Please note that no enhancements are being made to existing services that are on SMP.

Review Questions and seek clarification

Questions

Feedback

4 Demo of Unit De-registration by a Unit Manager and Deactivitation of users by the Super User

Opportunity to see functionality in action

10 min

Review Questions and seek clarification

Questions

Feedback

5 Walkthrough of Primary BMU Registration Wireframes

Opportunity to provide feedback

10 min

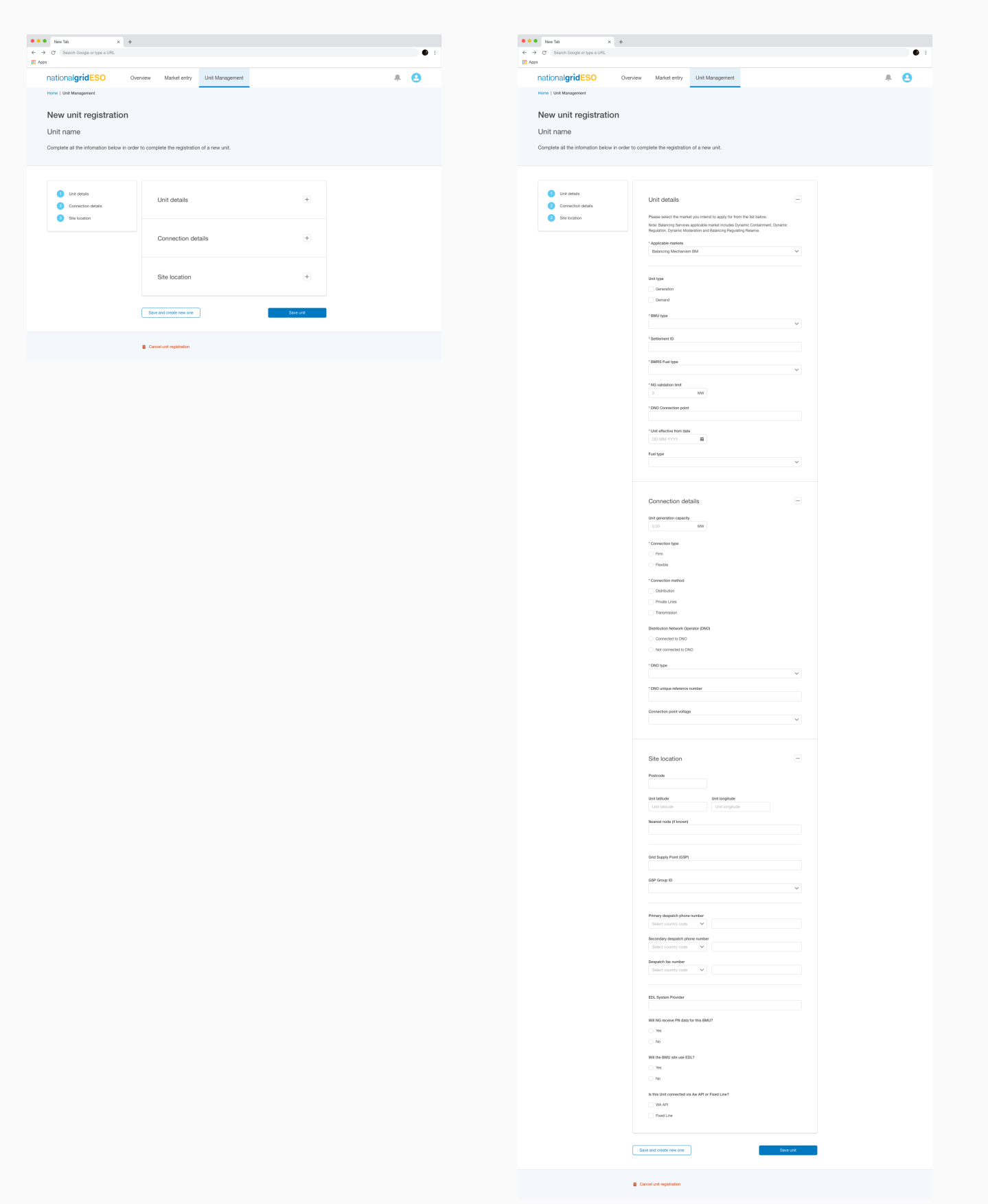

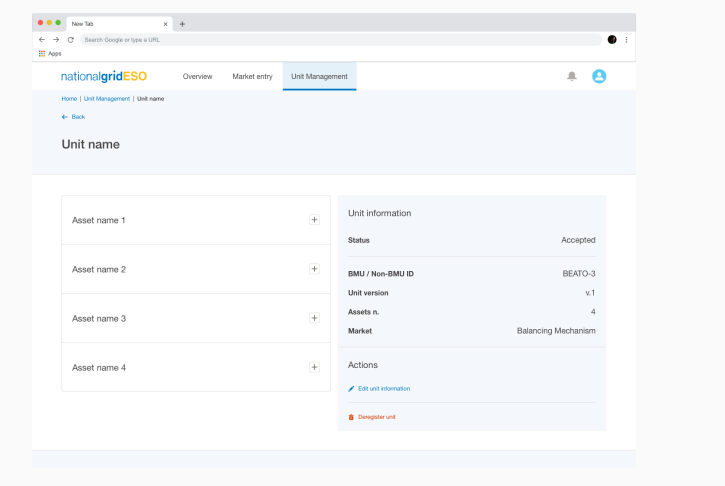

The Balancing Mechanism (BM) is the ESO's primary tool to balance supply and demand on GB's network. In the Electricity National Control Centre (ENCC), we use the BM to buy and procure the right amount of electricity required to balance the system.

New entrants to the BM market must accede to the BSC Framework Agreement before BMU registration can be completed. If the Market Participant is Registering a Primary BMU, This is done in a two part process, Firstly by the NG ESO Registration Team issuing a Registration Form with Unit ID to the MP, then secondly through ELEXON, who appoint a Central Registration Agent (CRA) to administer the registration process to whom the BSCP15 forms are submitted.

The SMP Team are currently working on the capability of having Primary BMU(s) onboarded using the Single Market Platform thereby moving away from the traditional route of registration using physical forms etc.

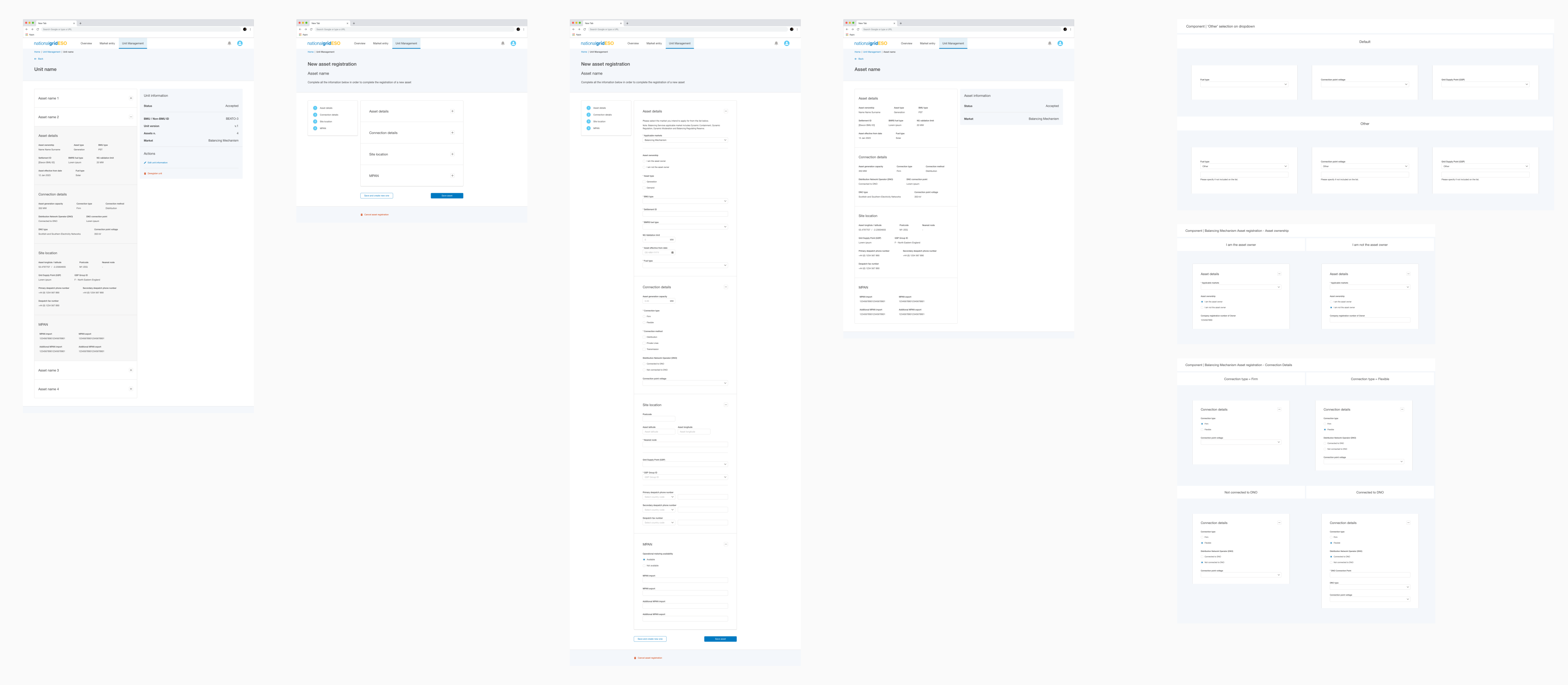

Questions

Feedback

6 Call out for SMP UAT Volunteers for each month

Assistance required

2 min

Each Monthly the Single Markets Platform will aim to release new functionality as per the roadmap.

We require your support in performing User Acceptance Testing (UAT) on dedicated days each month in a controlled environment with support provided by the SMP Team and an opportunity to get some 1-2-1 training on new functionality.

Approximately an hour of your time is required on the day with some pre-work in the morning to ensure your UAT account is working correctly.

It would be great to have 1 to 2 Registered Service Providers to participate with different people volunteering each month to share the workload over the year.

For April's release we are undertaking UAT on Wednesday 5th and Thursday 6th April before the Easter long weekend.

Review Questions and seek clarification

Questions

Feedback

7 Ask for feedback on Contract Management e.g. notification on what you would like to see on SMP dashboard etc

Opportunity to provide requirements

5 min

Single Markets Platform is starting to design the Contract feature with the aim to release in June.

The Contracts feature allows SMP to manage the obligations that Market Providers have obtained as the result of a procurement process (e.g. Day Ahead auction).
SMP will provide an interface for the output of these procurement processes to be uploaded to Salesforce. Once uploaded, they will be converted to a standard contract and the relevant notifications sent.

We would like to get feedback on the notifications and information you would like to see on the SMP dashboard.

Please share below your thoughts on what functionality, information and notifications.

Review Questions and seek clarification

Questions

Feedback

8 Feedback

Opportunity to provide instant feedback

2 min

Please post what we did well:

Please post what we could do better:

Actions