



Britain's Electricity Explained: April 2023

ESO



Gas	34.4%
Wind	24.6%
Nuclear	14%
Biomass	5.5%
Coal	0.1%
Solar	6.1%
Imports	13%
Hydro	1.5%
Storage	0.8%

Zero carbon



46% of electricity came from zero carbon sources
80% peak zero carbon share

Carbon intensity



160 gCO₂/kWh average  Greenest time of the month
2:00pm on 10 April

Coal

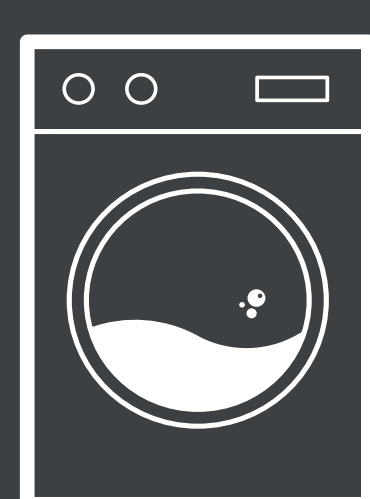


0.1% use this month
This time **5 years ago** coal usage was **2%**
461 consecutive coal free hours

Imports & exports



Demand



21 TWh run through network (that's 21 billion washing machine cycles).
Peak demand time was 6.00pm on 5 April.

View in real-time



To view our data in real-time, please download the ESO app for Apple or Android.
Or visit carbonintensity.org.uk