

# National Electricity Transmission System Status Report

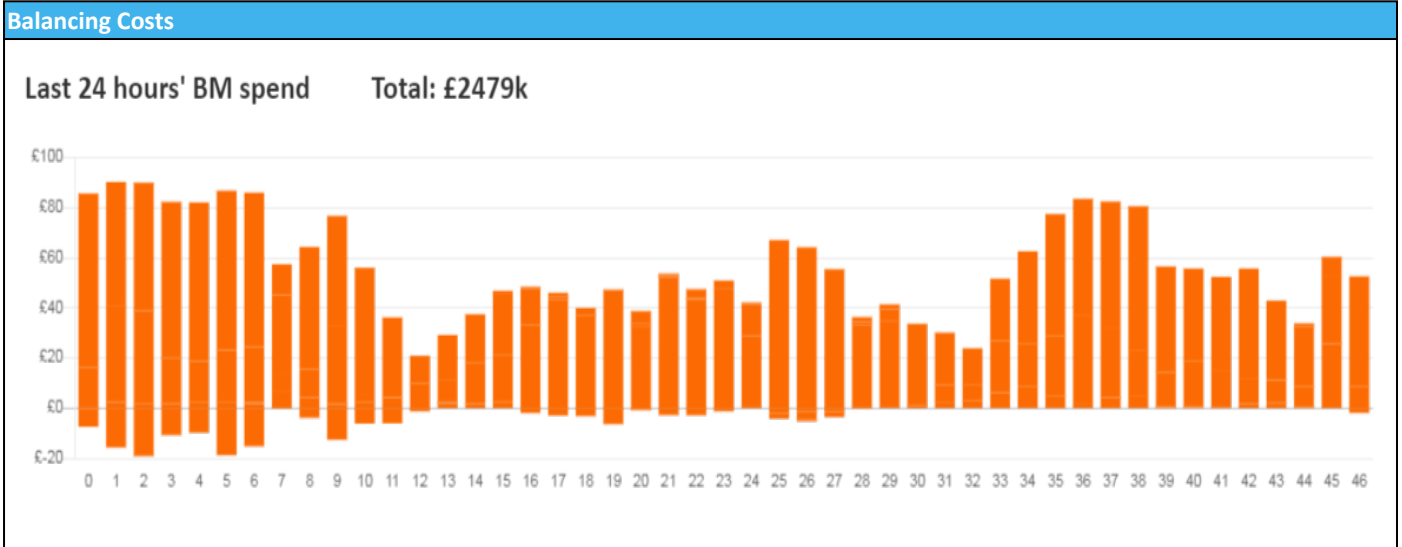


nationalgridESO

National Electricity Transmission System Status Report  
Wednesday 31 May 2023

Today's High Level Risk Status Forecast for the next 24h			
General Status		Voltage	
Demand		System Inertia	
System Margins		Weather	
Generation		Transmission	
Active Constraints			
<a href="#">System Warning</a>			

<a href="#">Today's Minimum De-Rated Margin</a>	7078 (SP 19)	
Current BMU Largest Loss Risk	Generation	1500 MW
	Demand	560 MW



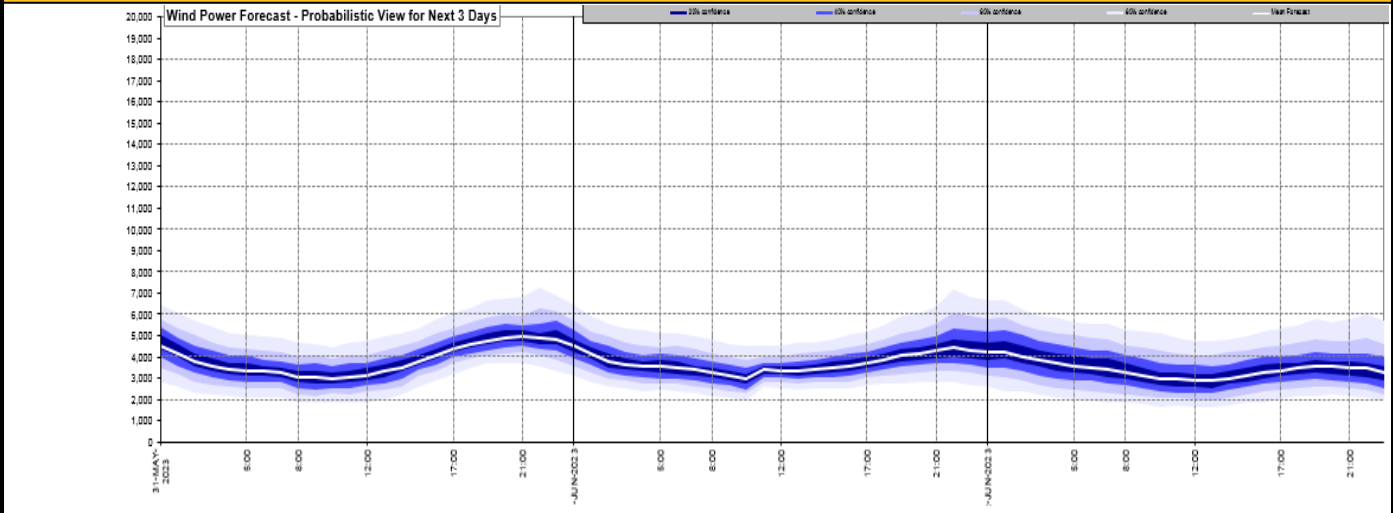
**Yesterday's Market Summary**

<a href="#">Cash Out Price (Max)</a>	£125 (SP 21)
<a href="#">Cash Out Price (Min)</a>	£ 15 (SP 1, 2,12,13)
<a href="#">Peak Demand Yesterday</a>	29,351 MW
Minimum Demand	16,817 MW

**Interconnector Net Transfer Capacity (MWs)**

Today	Import	Export	Remarks
Netherlands (BritNed)	1100	1130	Fully Available
France (IFA)	2000	2000	Fully Available
Belgium (Nemo)	1000	1000	Fully Available
Ireland (EWIC)	500	530	Fully Available
France (ElecLink)	1014	1014	Fully Available
Northern Ireland (MOYLE)	500	500	Fully Available
Norway (NSL)	1424	1424	Fully Available
France (IFA2)	1014	1014	Fully Available

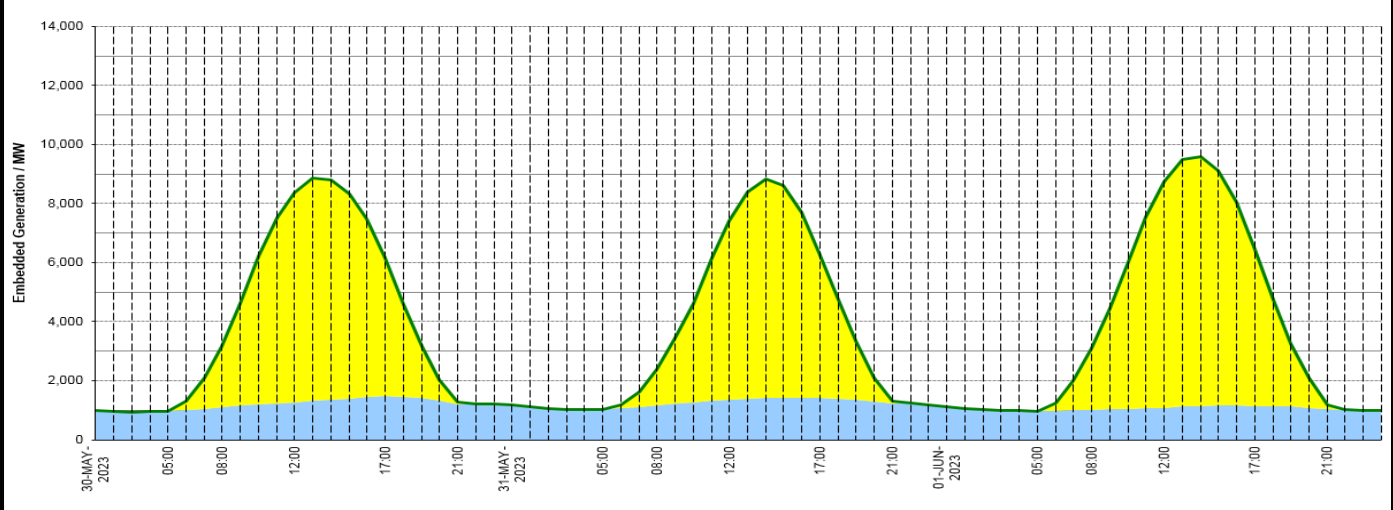
**Wind Power Forecast**



**Expected embedded generation (MWs)**

**Embedded Generation Forecast**

Embedded Generation Estimates																Last run: 31-May-2023 01:43:49	
	30-MAY-2023					31-MAY-2023					01-JUN-2023						
	05:00	08:00	12:00	17:00	21:00	00:00	05:00	08:00	12:00	17:00	21:00	00:00	05:00	08:00	12:00	17:00	21:00
Solar (MW)	0	2063	7091	4688	85	0	0	1200	6057	4827	88	0	0	2089	7663	5293	141
Wind (MW)	967	1117	1264	1471	1197	1167	1027	1163	1354	1421	1219	1114	973	1016	1076	1148	1036
STOR (MW)	0	0	0	0	0	0	0	0	0	0	0	0	0	0	0	0	0
<b>Total (MW)</b>	<b>967</b>	<b>3180</b>	<b>8355</b>	<b>6159</b>	<b>1282</b>	<b>1167</b>	<b>1027</b>	<b>2363</b>	<b>7411</b>	<b>6248</b>	<b>1307</b>	<b>1114</b>	<b>973</b>	<b>3105</b>	<b>8739</b>	<b>6441</b>	<b>1177</b>



Weather	Source	Commentary
Latest forecast (Summary)	<a href="#">Met Office</a> <a href="#">SEPA</a> <a href="#">Natural Resources Wales</a>	<p><b>Today:</b> Mostly dry, although rather cloudy for many at first. Cloud gradually breaking and becoming confined towards the far north and east of Scotland, along with some central and eastern parts of England. Otherwise warm sunshine developing. Breezy in the south.</p> <p><b>Tonight:</b> Staying largely dry. Some late sunshine for many, with clear spells and local fog patches developing in the west overnight. Elsewhere low cloud becoming extensive from the east and northeast.</p>
General Weather Concerns e.g. wind, rain, snow, flooding, GB Weather Warnings	<a href="#">Met Office</a> <a href="#">Weather Warnings</a> <a href="#">SEPA</a> <a href="#">Natural Resources Wales</a>	<p><b>UK Weather Warnings</b> No weather warnings are in force for the UK</p> <hr/> <p><b>Flood Warnings</b> 0 flood warnings and 0 flood alerts issued for England.  0 flood warnings and 0 flood alerts issued for Scotland.</p>

Weather	Source	Commentary
		0 flood warnings and 0 flood alerts issued for Wales.

*Contains public sector information licensed under the Open Government Licence v1.0*

Further Information	
BM Reports	<a href="https://www.bmreports.com">https://www.bmreports.com</a>
System Balancing Reports	<a href="https://www.nationalgrideso.com/balancing-data/system-balancing-reports">https://www.nationalgrideso.com/balancing-data/system-balancing-reports</a>
Forecast Volumes and Costs	<a href="https://www.nationalgrideso.com/balancing-data/forecast-volumes-and-costs">https://www.nationalgrideso.com/balancing-data/forecast-volumes-and-costs</a>
NGESO Insights	<a href="https://www.nationalgrideso.com/insights">https://www.nationalgrideso.com/insights</a>