



Britain's Electricity Explained: November 2022

ESO



Gas	37.6%
Wind	33.9%
Nuclear	12.8%
Biomass	4.8%
Coal	0.7%
Solar	1.4%
Imports	5.3%
Hydro	2.5%
Storage	0.9%

Zero carbon



51% of electricity came from zero carbon sources
82% peak zero carbon share

Carbon intensity



168 gCO₂/kWh average  Greenest time of the month
11:30pm on 1st November

Coal

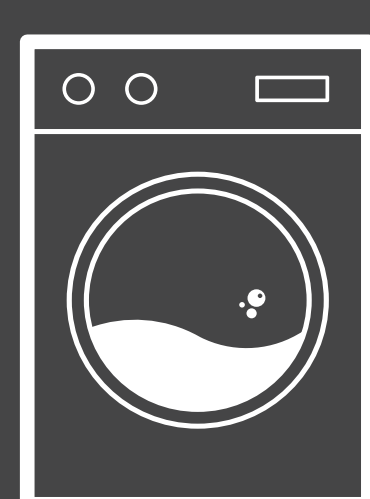


0.7% use this month
This time **5 years ago** coal usage was **11.3%**
158 consecutive coal free hours

Imports & exports



Demand



25 TWh run through network (that's 25 billion washing machine cycles).
Peak demand time was 5.00pm on 29th November.

View in real-time



To view our data in real-time, please download the ESO app for Apple or Android.
Or visit carbonintensity.org.uk