



# ESO Operational Transparency Forum

14 September 2022

Following the sad passing of Her Majesty the Queen, we have decided to cancel the Operational Transparency Forum this week as a mark of respect.

# Introduction

Following the sad passing of Her Majesty the Queen, we have decided to cancel the Operational Transparency Forum this week as a mark of respect.

To make sure you are kept up to date, we will continue to share our standard slide-pack with the demand outturn and forecast, balancing costs breakdown and constraints data. We will also aim to answer some questions that were taken away and signpost some upcoming events. The slide-pack and Q&A document will be updated on the data portal here.

If you have any questions, please contact the following email address: [box.NC.Customer@nationalgrideso.com](mailto:box.NC.Customer@nationalgrideso.com)

These slides, event recordings and further information about the webinars can be found at the following location:  
<https://data.nationalgrideso.com/plans-reports-analysis/covid-19-preparedness-materials>

## Regular Topics

- System Events
- Demand review
- Costs for last week
- Constraints
- Questions from last week

## Sign posts :

- Demand Flexibility Service consultation
- ESO's Markets Forum
- Electricity System Restoration Competitive Procurement Webinar

## Future deep dive/ response topics

### Upcoming soon:

ESO Trading on Interconnectors - 21<sup>th</sup> September

Winter Contingency Contracts - 21<sup>th</sup> September

### Items we have taken away and will come back to this forum on in the future

REMIT obligations on ESO

Feedback welcomed on our proposed deep dive topics

## Demand Flexibility Service

- On 1<sup>st</sup> September we launched a consultation on a new Demand Flexibility Service. The full consultation on terms and conditions for the service can be found on our website [EBR Article 18 Demand Flexibility Terms and Conditions | National Grid ESO](#)
- On Monday 5 September, we hosted a webinar outlining the details of the service. On Tuesday 13<sup>th</sup> September, an industry open event took place.
- A recording of previous webinars along with the slides and a frequently asked questions document will be available on the National Grid ESO website <https://www.nationalgrideso.com/industry-information/balancing-services/demand-flexibility>
- All formal responses to the consultation must be submitted by emailing the proforma to [DemandFlexibility@nationalgrideso.com](mailto:DemandFlexibility@nationalgrideso.com) by the 3<sup>rd</sup> October 2022 when the consultation formally closes
- The consultation will be reviewed by Ofgem and once approved all details will be published on the National Grid ESO website <https://www.nationalgrideso.com/industry-information/balancing-services/demand-flexibility>

Throughout the consultation we'll be offering opportunities for you to speak to our Demand Flexibility Service team. If you would like to be included on our mailing list, please email [DemandFlexibility@nationalgrideso.com](mailto:DemandFlexibility@nationalgrideso.com)

## Update: ESO's Markets Forum on 28th September will not include the OTF

Please be advised that after careful consideration we will not be incorporating the OTF call into the Markets Forum.

Instead, we will focus on some deep dive topics that are relevant to system operation this coming winter.

We very much look forward to still seeing you at this hybrid [event](#), which is being held in London and will also be streamed online.

If you have any questions or feedback from previous Market Forum events, please email [box.market.dev@nationalgrideso.com](mailto:box.market.dev@nationalgrideso.com)

### Key information

**Date:** 28th September

**Venue:** etc.venues 133  
Houndsditch, Liverpool  
Street, London, EC3A 7BX

**Time:**

9:15-10:00: arrival

10:00-17:00: event

17:00-18:30: networking

Sign up:



# Electricity System Restoration Competitive Procurement Webinar

## 27<sup>th</sup> September 2022

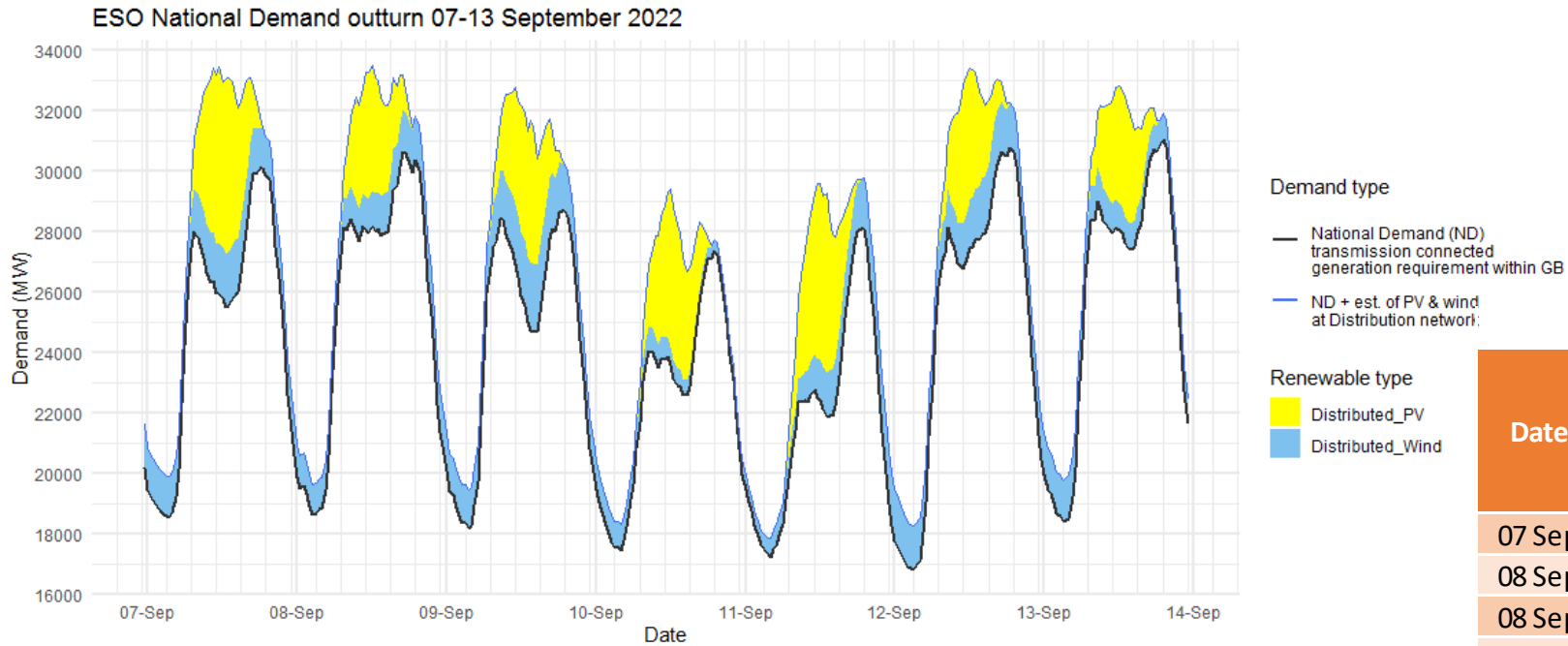
### Northern region tenders

The Northern tender for restoration services includes DNO licensed areas 13 (Merseyside, Cheshire, North Wales & North Shropshire), 15 (North East England), 16 (North West England), 17 (North Scotland), 18 (Central & Southern Scotland), 23 (Yorkshire) will be launching in October 2022.

Our stakeholder webinar has been postponed and will take place on 27th September 2022 at 2pm. It will provide an overview of the tender timescales, technical requirements, the process through to service go-live and what's different this time round with the ESR procurement. We welcome all technology types to take part in the restoration tenders. This tender will also include [Distributed ReStart](#) services to supplement any full service provisions for the Northern Region.

Please register your details [here](#) and we will send you a placeholder for the session. We look forward to seeing you on 27th September 2022.

# Demand | Last week demand out-turn



**Demand type**

- National Demand (ND) transmission connected generation requirement within GB
- ND + est. of PV & wind at Distribution network:

**Renewable type**

- Distributed\_PV
- Distributed\_Wind

Date	Forecasting Point	FORECAST (Wed 07)		OUTTURN	
		National Demand (GW)	Dist. wind (GW)	National Demand (GW)	Dist. wind (GW)
07 Sep	Evening Peak	30.4	1.4	30.1	1.3
08 Sep	Overnight Min	18.7	1.1	18.6	1.0
08 Sep	Evening Peak	30.8	1.3	30.7	1.4
09 Sep	Overnight Min	18.6	1.1	18.2	1.3
09 Sep	Evening Peak	29.6	1.4	28.7	1.6
10 Sep	Overnight Min	17.9	0.9	17.4	0.9
10 Sep	Evening Peak	27.4	0.5	27.1	0.4
11 Sep	Overnight Min	17.1	0.7	17.2	0.6
11 Sep	Evening Peak	27.3	1.6	28.1	1.6
12 Sep	Overnight Min	17.3	1.4	16.8	1.4
12 Sep	Evening Peak	31.0	1.5	30.8	1.5
13 Sep	Overnight Min	18.6	1.2	18.4	1.4
13 Sep	Evening Peak	31.0	1.4	30.8	0.9

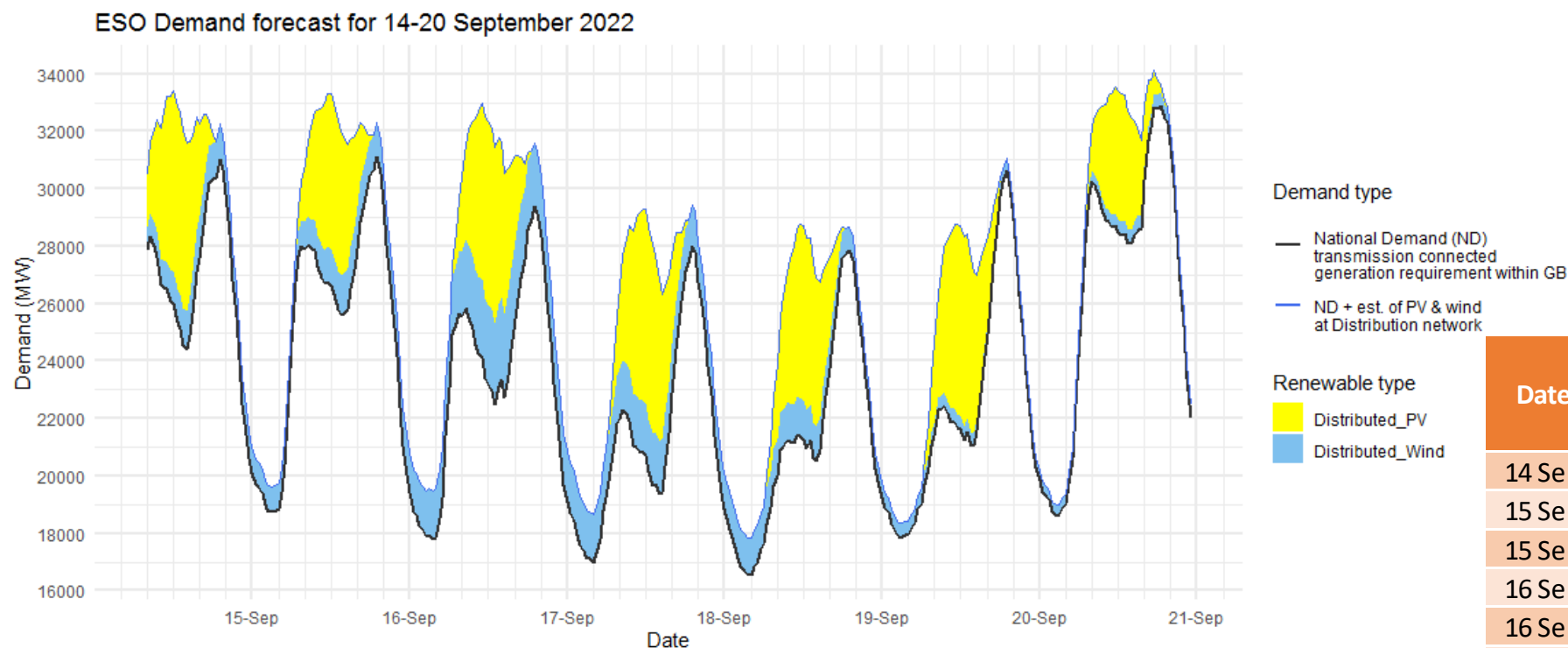
The black line (National Demand ND) is the measure of portion of total GB customer demand that is supplied by the transmission network.

ND values **do not include** export on interconnectors or pumping or station load

Blue line serves as a proxy for total GB customer demand. It includes demand supplied by the distributed wind and solar sources, but it **does not include** demand supplied by non-weather driven sources at the distributed network for which ESO has no real time data.

Historic out-turn data can be found on the [ESO Data Portal](#) in the following data sets: [Historic Demand Data](#) & [Demand Data Update](#)

# Demand | Week Ahead with Bank Holiday effect included



The black line (National Demand ND) is the measure of portion of total GB customer demand that is supplied by the transmission network.

ND values **do not include** export on interconnectors or pumping or station load

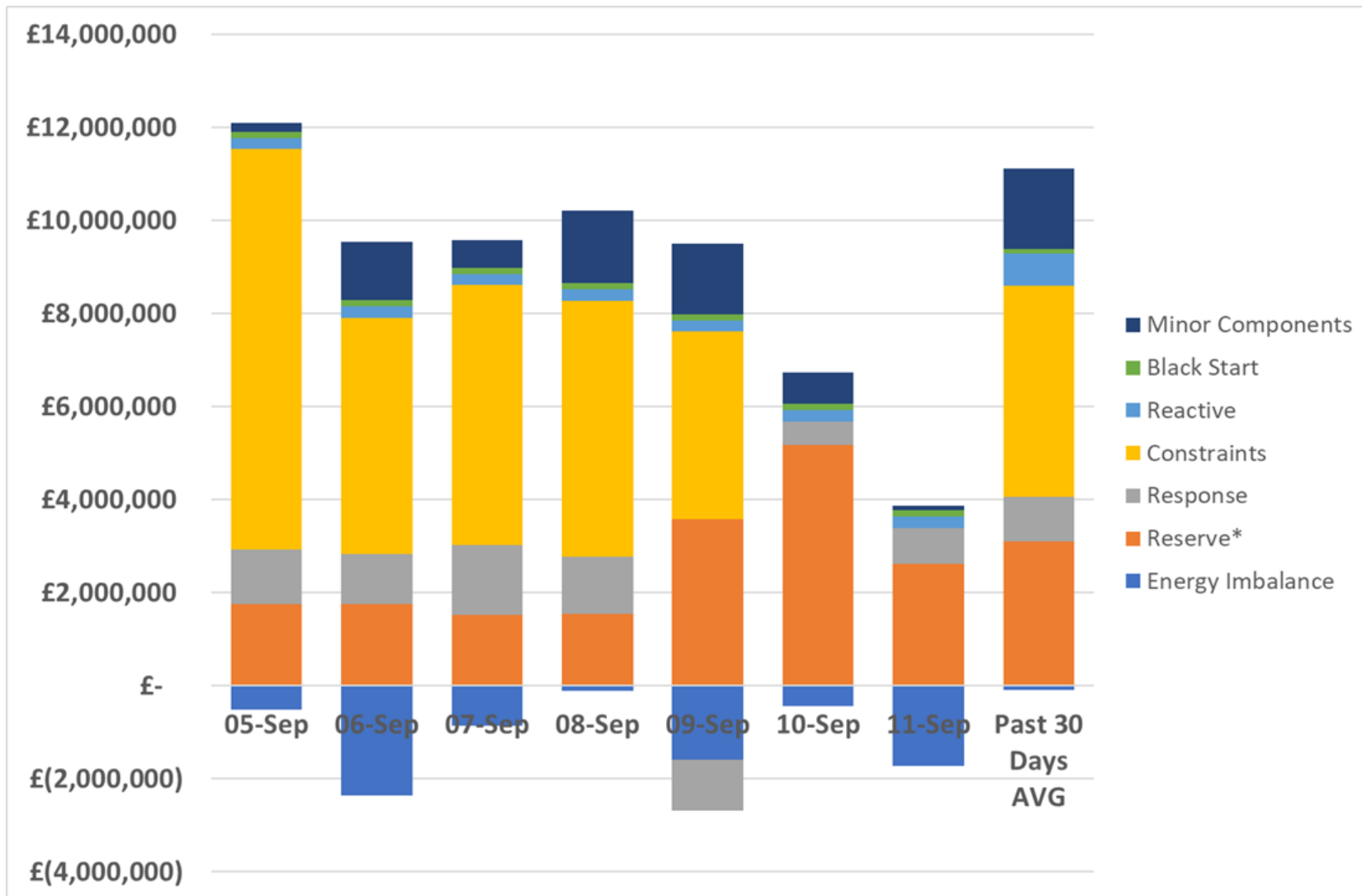
Blue line serves as a proxy for total GB customer demand. It includes demand supplied by the distributed wind and solar sources, but it **does not include** demand supplied by non-weather driven sources at the distributed network for which ESO has no real time data.

Historic out-turn data can be found on the [ESO Data Portal](#) in the following data sets: [Historic Demand Data](#) & [Demand Data Update](#)

Date	Forecasting Point	FORECAST (Wed 14 Sep)	
		National Demand (GW)	Dist. wind (GW)
14 Sep	Evening Peak	30.4	1.3
15 Sep	Overnight Min	18.7	0.9
15 Sep	Evening Peak	30.7	1.2
16 Sep	Overnight Min	17.8	1.7
16 Sep	Evening Peak	29.0	2.3
17 Sep	Overnight Min	17.0	1.6
17 Sep	Evening Peak	27.4	1.5
18 Sep	Overnight Min	16.6	1.3
18 Sep	Evening Peak	27.8	0.9
19 Sep	Overnight Min	17.9	0.5
19 Sep	Evening Peak	30.2	0.4
20 Sep	Overnight Min	18.6	0.4
20 Sep	Evening Peak	32.9	0.5



# ESO Actions | Category costs breakdown for the last week

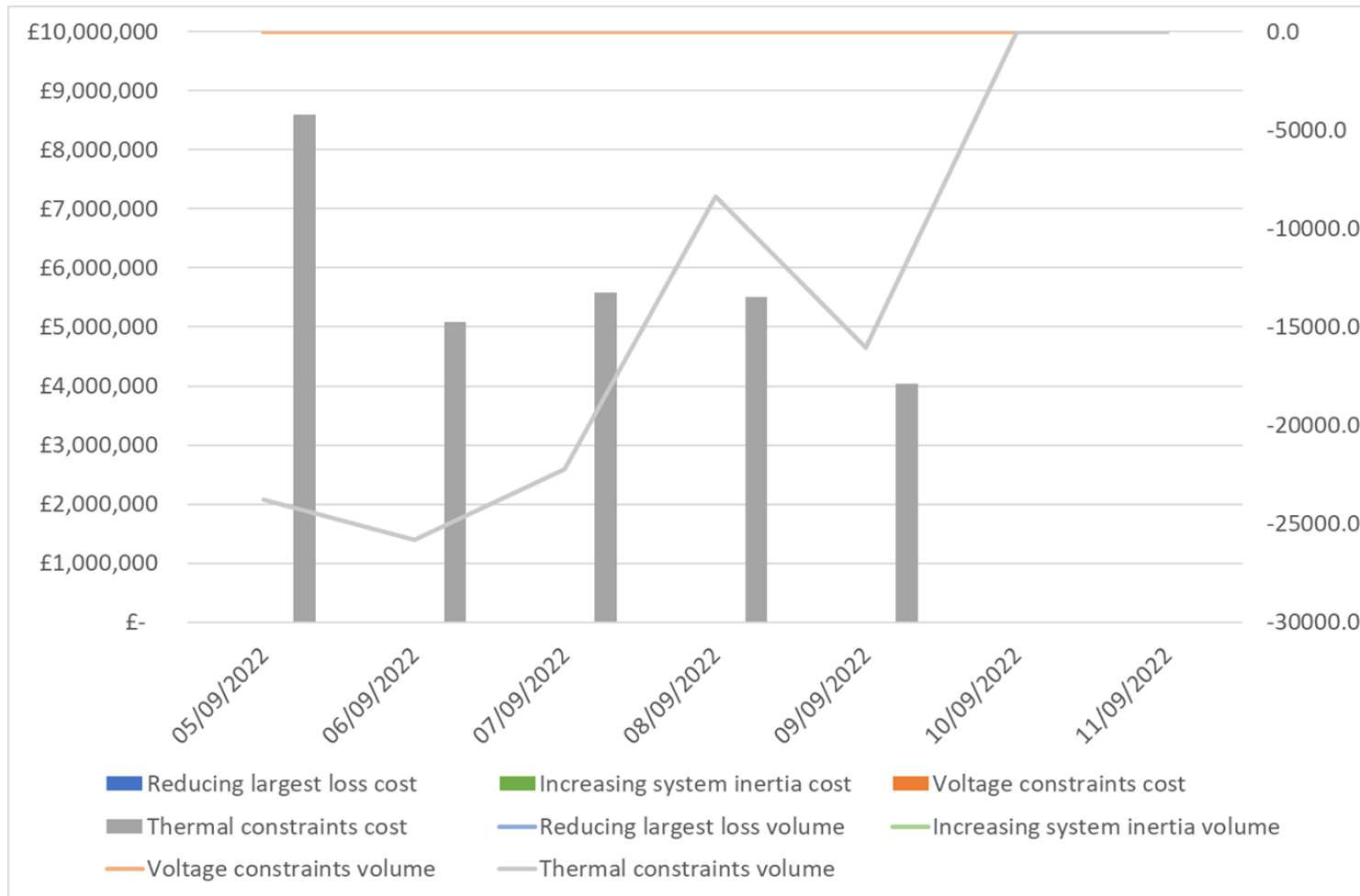


Date	Total (£m)
05/09/2022	11.6
06/09/2022	7.2
07/09/2022	8.7
08/09/2022	10.1
09/09/2022	6.8
10/09/2022	6.3
11/09/2022	2.2
Weekly Total	52.8

Reserve was the key cost component on the first part of the week. There was almost no constraint costs over the weekend.

Please note that all the categories are presented and explained in the **MBSS**.

# ESO Actions | Constraint Cost Breakdown



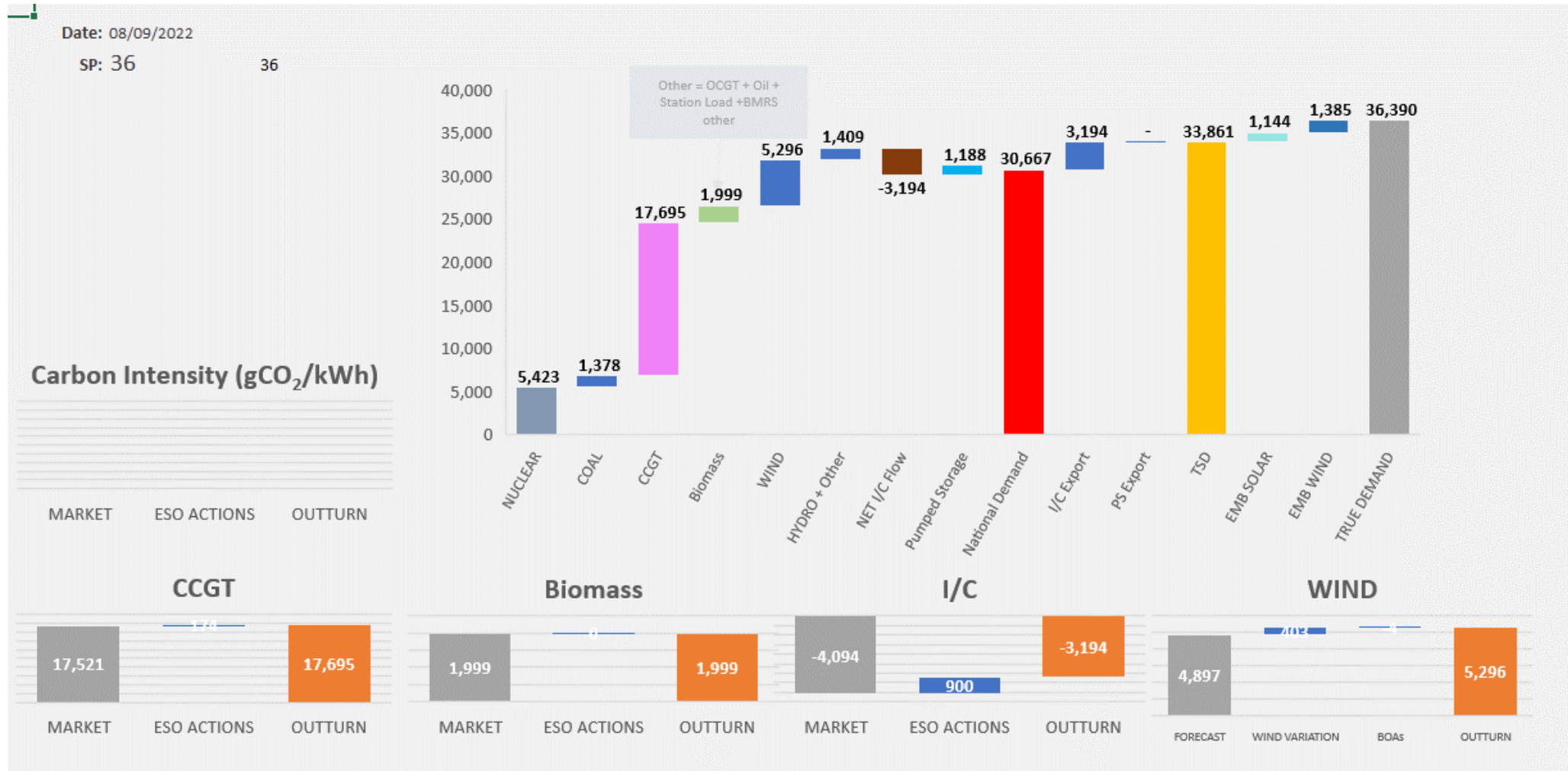
**Thermal – network congestion**  
 Actions required to manage Thermal Constraints throughout the week except Saturday and Sunday.

**Voltage**  
 No Intervention to manage the voltage levels.

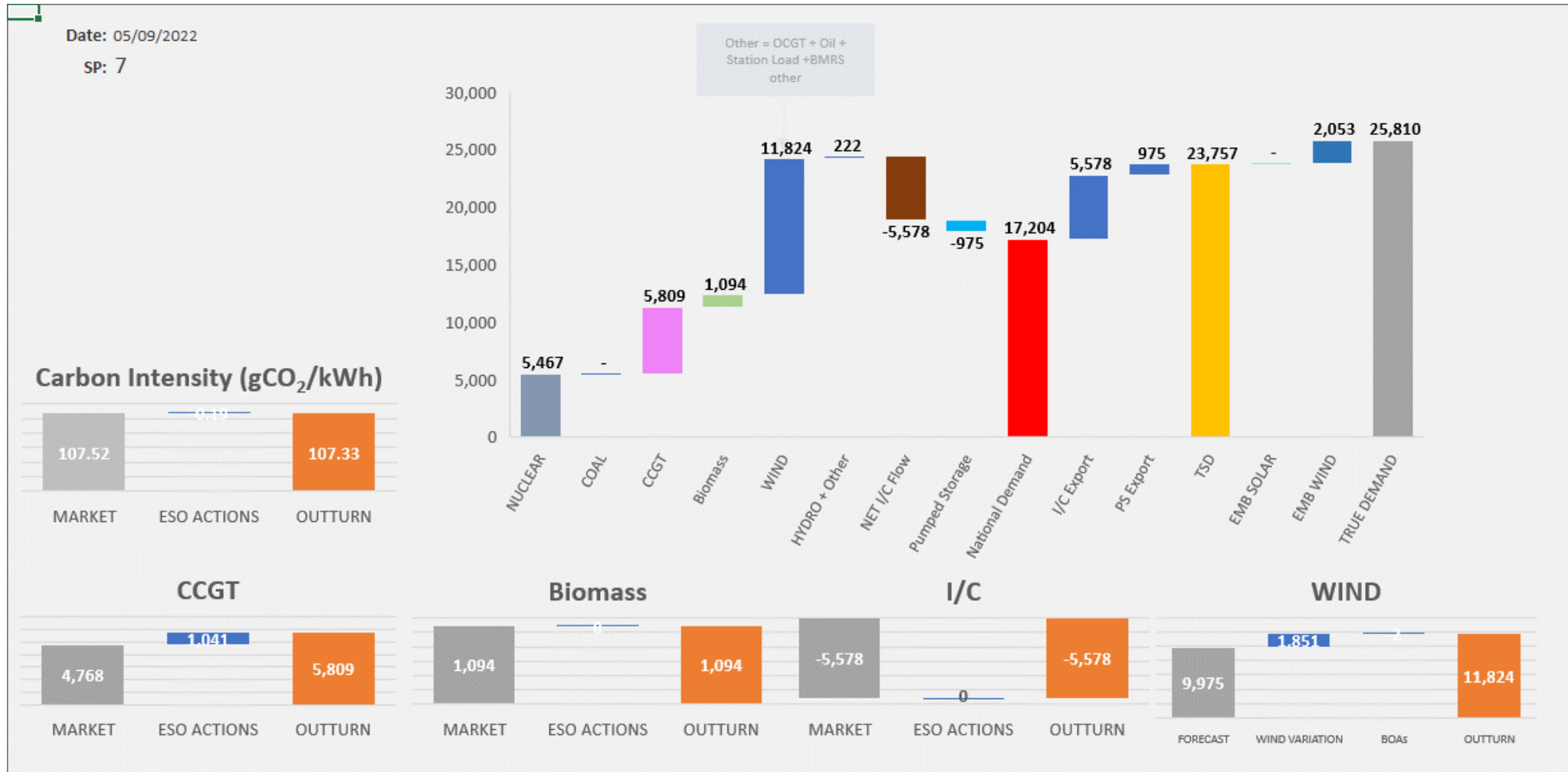
**Managing largest loss for RoCoF**  
 No Intervention required to manage largest loss

**Increasing inertia**  
 No Intervention required to manage Inertia

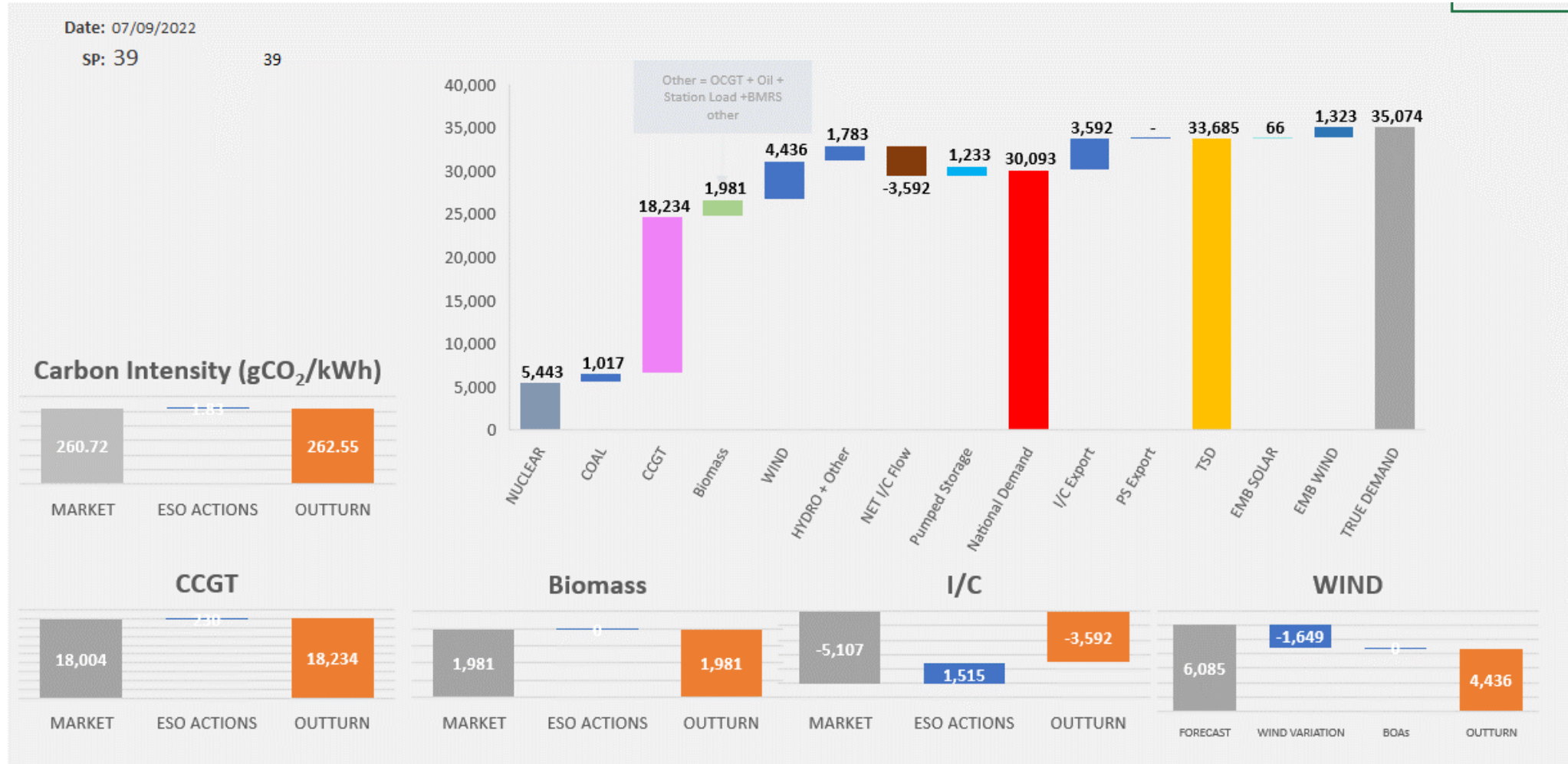
# ESO Actions | Tuesday 08 September – Peak Demand – SP spend ~£98k



# ESO Actions | Monday 05 September – Minimum Demand – SP Spend ~£45k

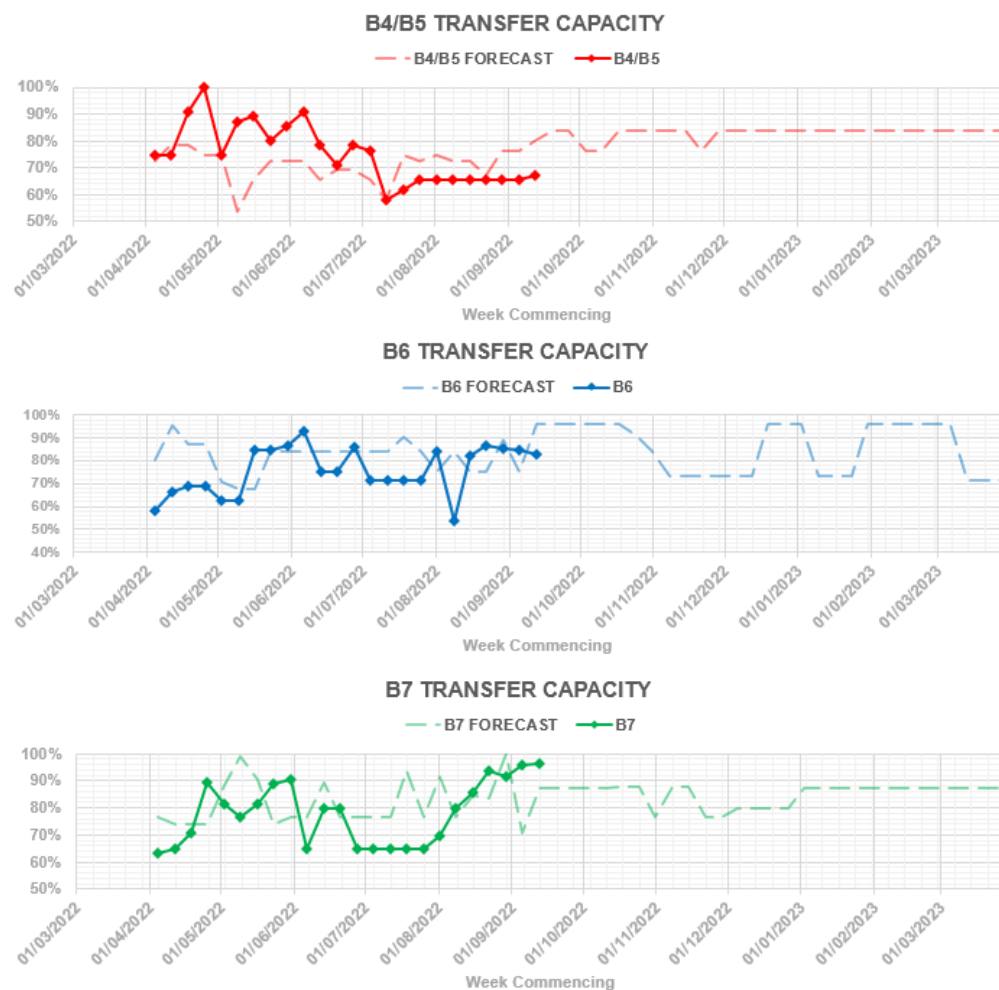


# ESO Actions | Saturday 07 September – Highest SP Spend ~£494k

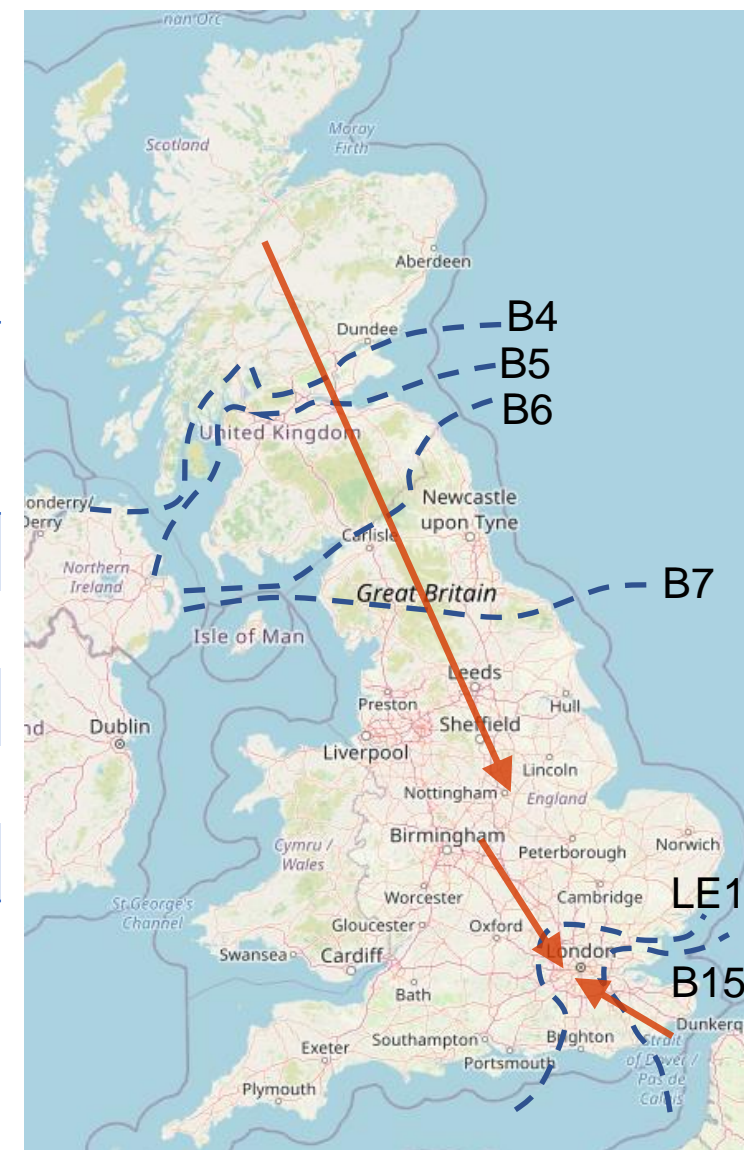




# Transparency | Network Congestion



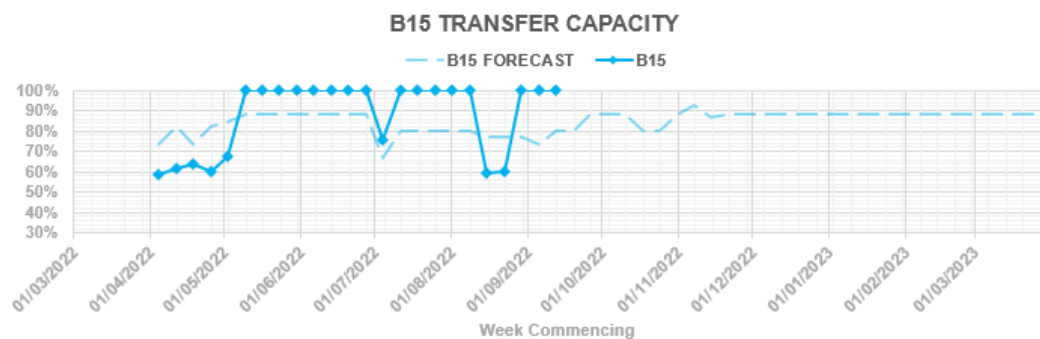
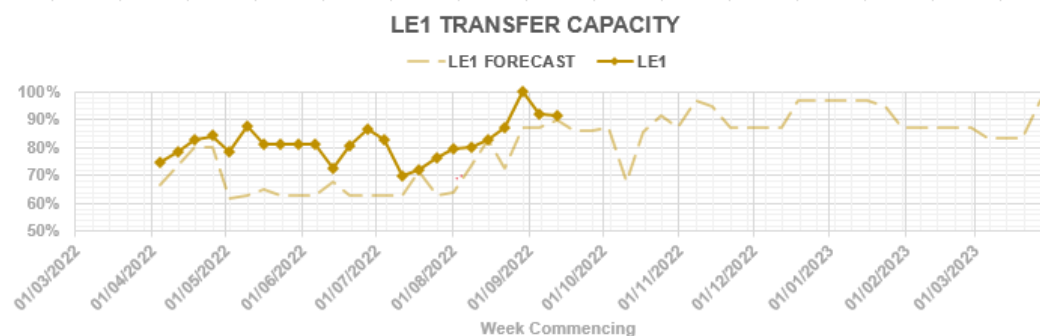
Boundary	Max. Capacity (MW)
B4/B5	2250
B6	4850
B7	7950
LE1	8250
B15	4500



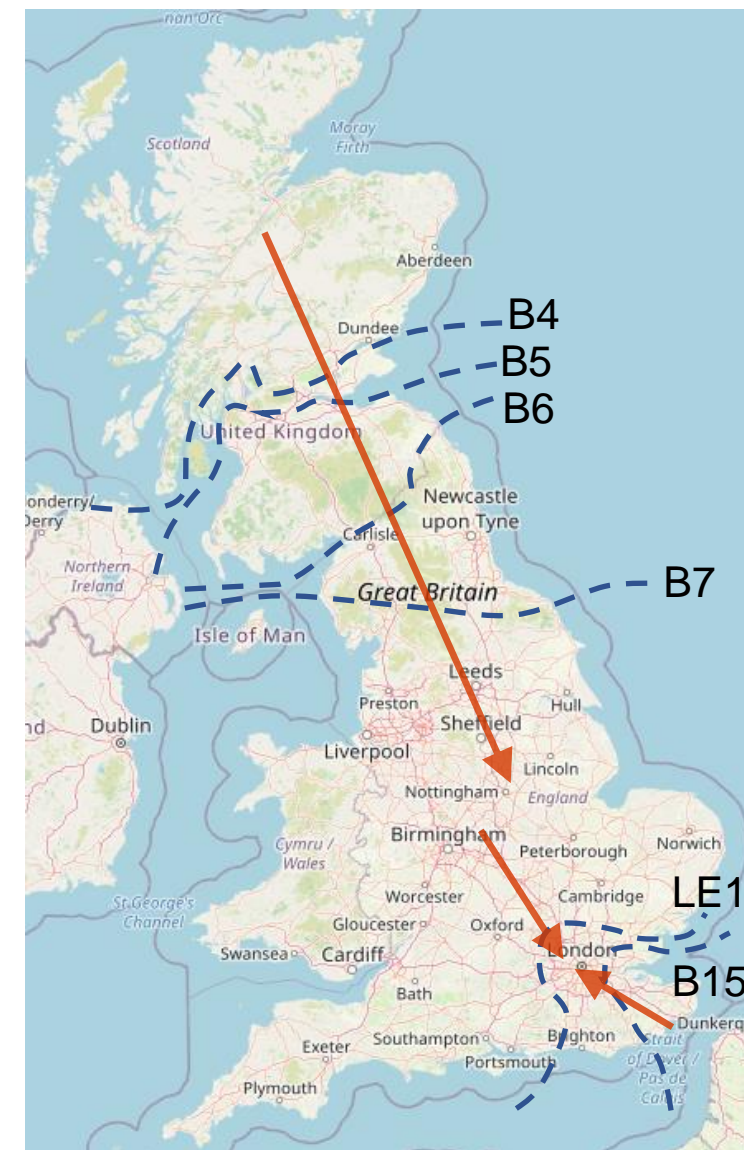
Day ahead flows and limits, and the 24 month constraint limit forecast are published on the ESO Data Portal:

<https://data.nationalgrideso.com/data-groups/constraint-management>

# Transparency | Network Congestion



Boundary	Max. Capacity (MW)
B4/B5	2250
B6	4850
B7	7950
LE1	8250
B15	4500



Day ahead flows and limits, and the 24 month constraint limit forecast are published on the ESO Data Portal: <https://data.nationalgrideso.com/data-groups/constraint-management>

## Questions outstanding from previous weeks

**Q: "Ensuring a minimum level of generation" just stated means that you understand that real inertia is needed. So why do you equate it with synthetic inertia in your contracts, Pathfinders, forecasts, plans and other actions?**

A: This is use of incorrect terminology. What was really meant was ensuring we meet the minimum inertia across all means of provision.

**Q: Is ESO seeing significant ongoing issues with coincident tripping as covered by GC0151: Grid Code Compliance with Fault Ride Through, or is the situation improving?**

A: After checking through the historical Fault Ride Through (FRT) events on the GC0151 report, we do see significantly less events compared to the previous year.

**Q: Is the voltage control warning issued by NGENSO this morning a test to see if voltage control works to reduce demand, can we expect to see any more from other DNOs?**

A: Yes, exactly, as presented during the OTF of 7 Aug demand control (via voltage reduction) tests are part of our ongoing, business-as-usual suite of preparations for (every) winter. The message is sent out via system warning as there is no other available template though warning is a slight misnomer as it's more of a notification. We thank all the DNOs for their ongoing engagement in these tests and their collaboration in sharing results which are discussed at ETG (electricity task group).



## Questions outstanding from previous weeks

**Q: Can you provide clarity on whether SO-SO actions are published as BSAD? It was previously stated that SO-SO actions with SEMO do not show up as BSAD but there has been BSAD on trades across East-West before. What about emergency assistance requested from/by other TSOs?**

A: Thanks for your feedback. SO-SO actions should be published as BSAD. There is sometimes a delay, e.g. agreeing final volumes, but once agreed they will be submitted via BSAD.

**Q: In the event of a Gas Deficit Emergency, what is the effect on cashout exposure of gas-fired plant?**

A: We have been discussing this issue with industry and we understand from these conversations that gas-fired plant would be exposed to the cashout price in the event that they were not able to generate. We have further discussions with industry, Ofgem and BEIS planned to consider whether an industry modification to address this would be appropriate and will report back to OTF on any progression.

**Q: Will you allow bidding negative prices in DR?**

A: We are considering allowing negative prices as part of our enduring auction capability project, this is yet to be decided and we therefore do not have a timeline we can share currently.

## Questions outstanding we are still working on

Q: The Irish ICs over July (Moyle basically all July, East-West 10th July) generated to a nomination profile completely away from their PNs. This is a semi-regular occurrence since ISEM. After several years why are PNs still not submitted correctly for Irish ICs?

Q: How many sites still need LoM changes? And what is the total MW capacity of these?

Q: Ref Q @ top of slide 25; could someone please explain exactly what “a requirement from ESO” where “such requirement being under ESEC” per footnote 3 of 2022 Direction is? Also, means ESEC has to be activated 1st before requirement for coal applies - otherwise this Direction does not legally apply.

Q: Slide 6 ESR tender - what feedback do you have for stakeholders on derogation you have said in GC156 working group ESO is seeking as this directly impacts on current South East tender - in terms of the min tech requirement tender parties have to meet to be compliant

Q: Surely without market trades on I/C's they will not meet their CM obligation and only enough trades are being done to get out of CM notice event. So IC users being paid for IC's to meet their requirement on top of CM payment. IC owners having no input to flow direction. You think this is reasonable?

# Feedback

Please remember to use the feedback poll in sli.do after the event.

We welcome feedback to understand what we are doing well and how we can improve the event for the future.

If you have any questions after the event, please contact the following email address: [box.NC.Customer@nationalgrideso.com](mailto:box.NC.Customer@nationalgrideso.com)

