

Firm Frequency Response (FFR)

Frequency Response Requirements

Response requirements are higher over the weekends than weekdays since weekend demands are usually lower than weekday demands. The expected response requirements shown in the following graphs are averaged for each day of the month.

Figures 1a to 3c compare our indicative response requirement with our firm position. Requirements for primary, secondary and high response are presented in separate graphs.

Total Response Requirement

The green lines show the total response required to recover from a maximum frequency deviation of 0.5Hz. In addition the primary response requirements are set for a 1000MW loss, secondary response for a 1320MW loss and high response for an 840MW demand loss.

Minimum Dynamic Response Requirement

The orange lines show the indicative minimum dynamic response required at 0.5Hz deviation.

Settlement period requirement for August 2011

Figures 1a to 1c below show the indicative frequency response requirement compared with the firm position on a settlement period basis.

August 2011 Settlement Period Primary Response Requirement vs Firm Position

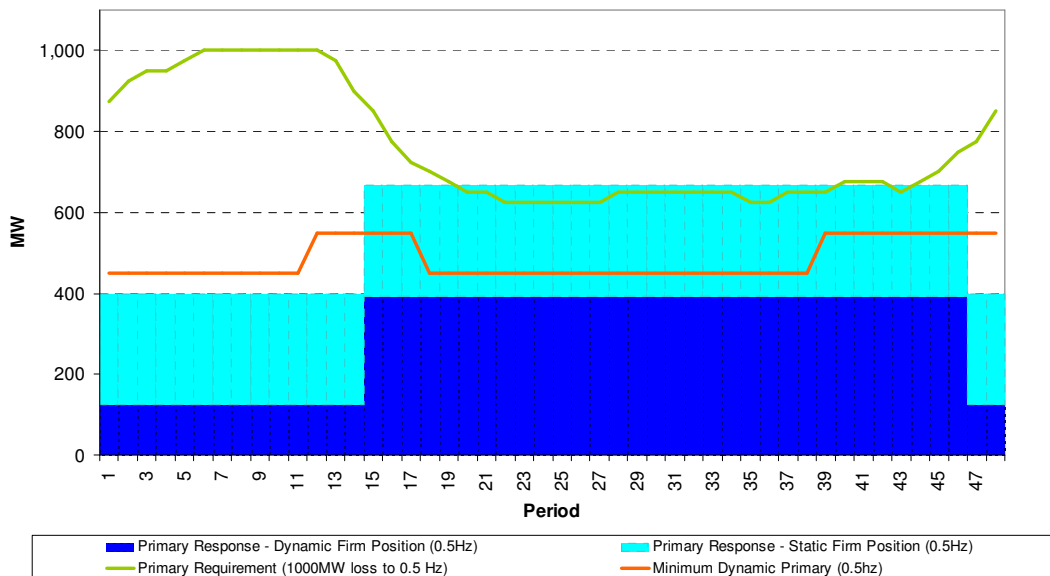


Figure 1a

August 2011 Settlement Period Secondary Response Requirement vs Firm Position

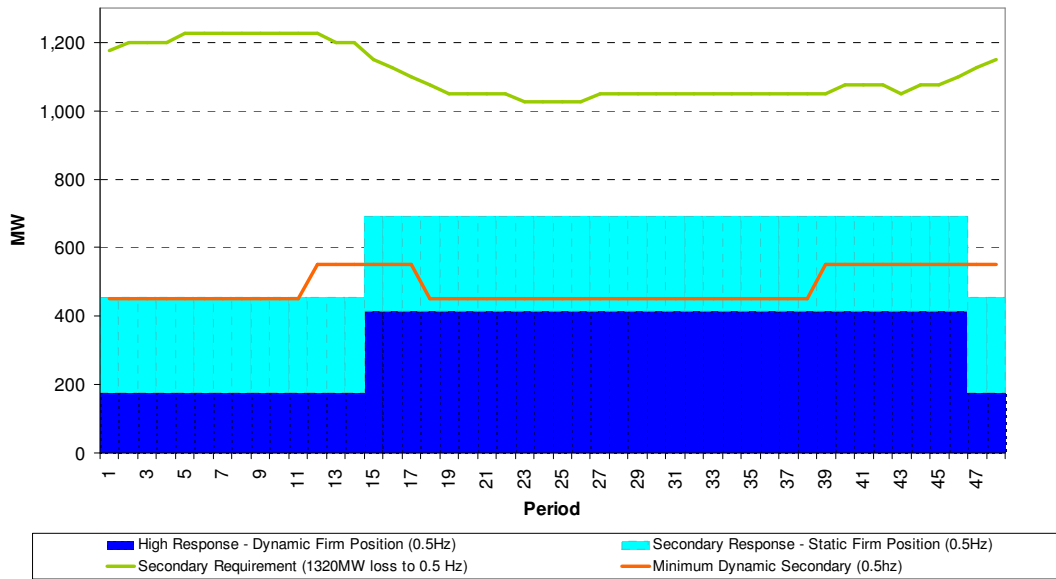


Figure 1b

August 2011 Settlement Period High Response Requirement vs Firm Position

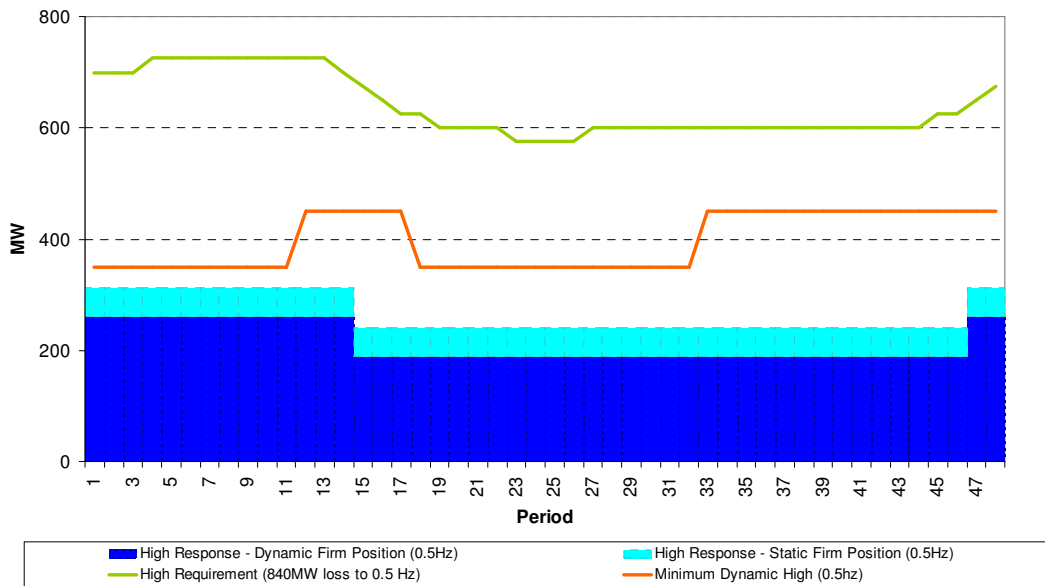


Figure 1c