

**National Electricity  
Transmission System Status Report**

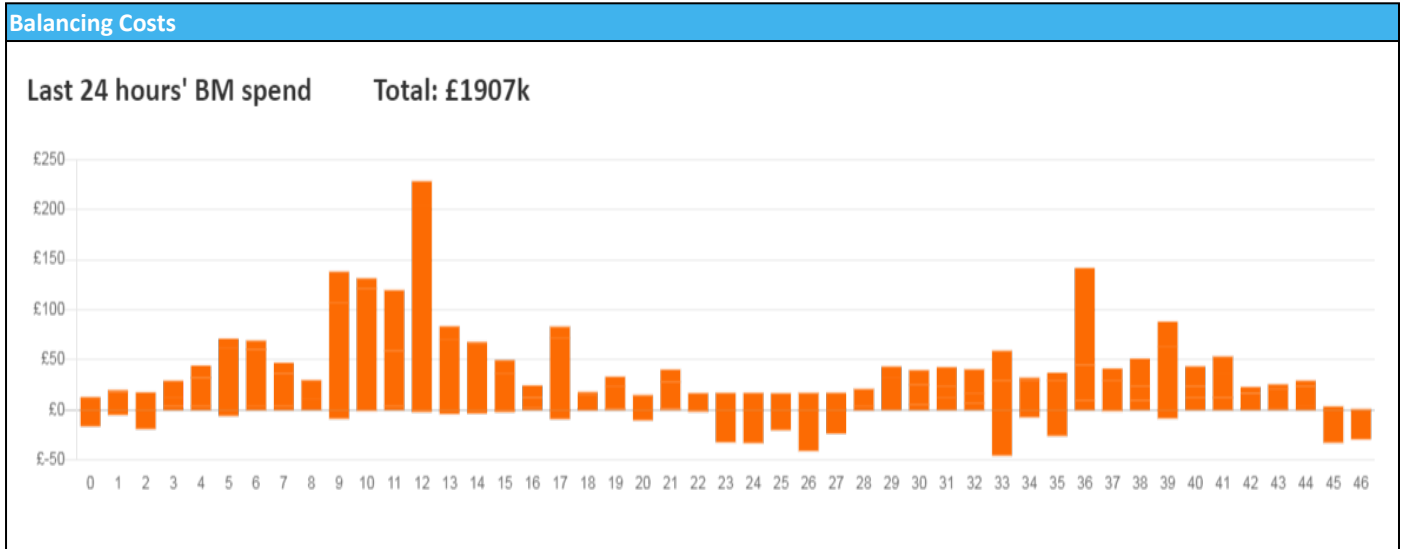


national**grid**ESO

National Electricity Transmission System Status Report  
Thursday 24 March 2022

| Today's High Level Risk Status Forecast for the next 24h |  |                |  |
|--|--|----------------|--|
| General Status   |  | Voltage        |  |
| Demand   |  | System Inertia |  |
| System Margins   |  | Weather        |  |
| Generation   |  | Transmission   |  |
| Active Constraints                                       |  |                |  |
| <a href="#">System Warning</a>                           |  |                |  |

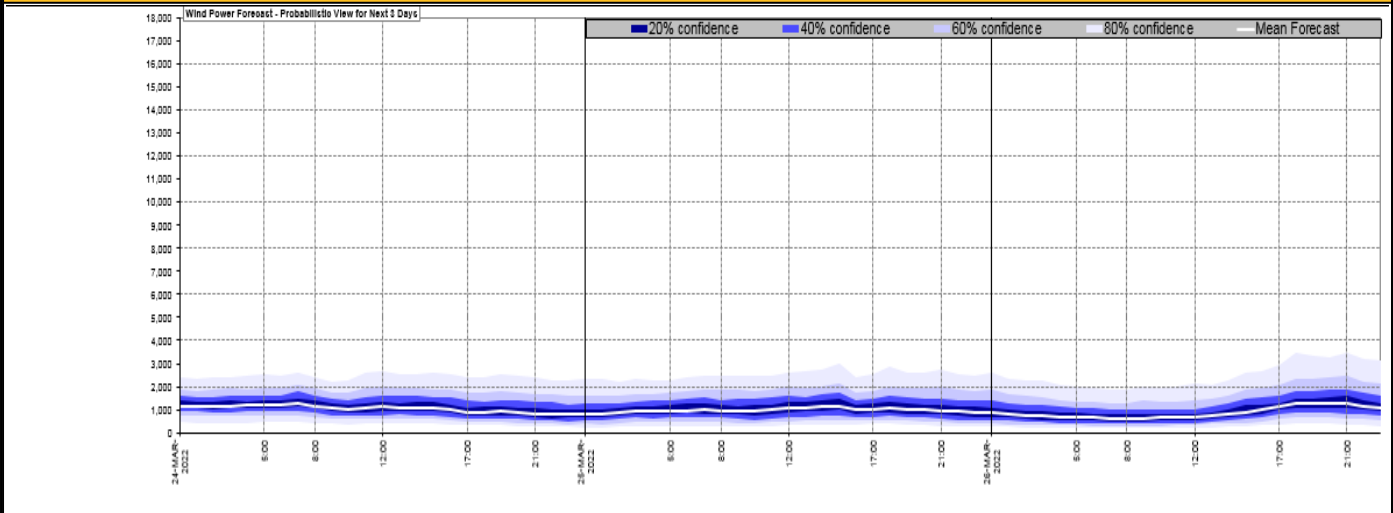
|   |              |         |
|---|--------------|---------|
| <a href="#">Today's Minimum De-Rated Margin</a> | 3496 (SP 38) |         |
| Current BMU Largest Loss Risk                   | Generation   | 1500 MW |
|   | Demand       | 560 MW  |



| Yesterday's Market Summary            |                |
|---------------------------------------|----------------|
| <a href="#">Cash Out Price (Max)</a>  | £419 (SP 41)   |
| <a href="#">Cash Out Price (Min)</a>  | £153.25 (SP 4) |
| <a href="#">Peak Demand Yesterday</a> | 38,090 MW      |
| Minimum Demand                        | 22,340 MW      |

| Interconnector<br>Net Transfer Capacity (MWs) |        |        |                      |
|---|--------|--------|----------------------|
| Today   | Import | Export | Remarks              |
| Netherlands (BritNed)                         | 1016   | 1016   | Fully Available      |
| France (IFA2)                                 | 1014   | 1014   | Fully Available      |
| Belgium (Nemo)                                | 1020   | 1020   | Fully Available      |
| Ireland (EWIC)                                | 0      | 0      | Planned Outage       |
| Northern Ireland (MOYLE)                      | 500    | 500    | Fully Available      |
| NSL   | 706    | 706    | Partially Available  |
| ElecLink                                      | 0      | 0      | Not yet commissioned |
| France IFA                                    | 1000   | 1000   | Partially available  |

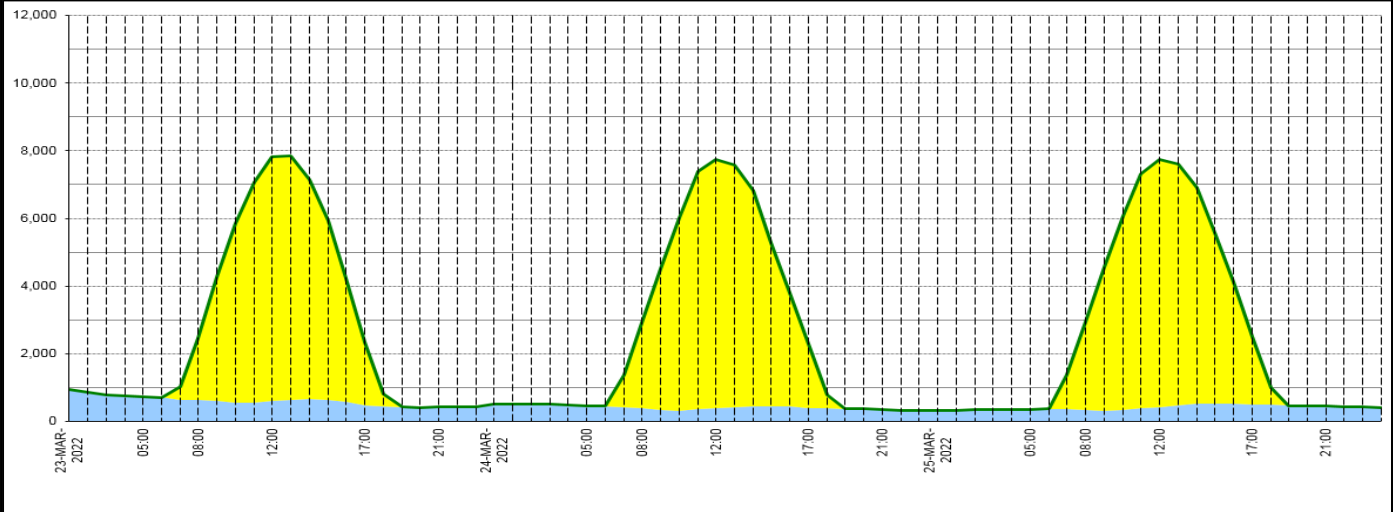
**Wind Power Forecast**



**Expected embedded generation (MWs)**

**Embedded Generation Forecast**

|                   | 23-MAR-2022 |             |             |             |            | 24-MAR-2022 |            |             |             |             | 25-MAR-2022 |            |            |             |             |             |            |
|-------------------|-------------|-------------|-------------|-------------|------------|-------------|------------|-------------|-------------|-------------|-------------|------------|------------|-------------|-------------|-------------|------------|
|                   | 05:00       | 08:00       | 12:00       | 17:00       | 21:00      | 00:00       | 05:00      | 08:00       | 12:00       | 17:00       | 21:00       | 00:00      | 05:00      | 08:00       | 12:00       | 17:00       | 21:00      |
| Solar (MW)        | 0           | 1810        | 7230        | 1890        | 0          | 0           | 0          | 2521        | 7337        | 1901        | 0           | 0          | 0          | 2610        | 7304        | 2015        | 0          |
| Wind (MW)         | 721         | 631         | 604         | 465         | 416        | 506         | 461        | 390         | 400         | 399         | 345         | 313        | 351        | 323         | 424         | 499         | 446        |
| STOR (MW)         | 0           | 0           | 0           | 0           | 0          | 0           | 0          | 0           | 0           | 0           | 0           | 0          | 0          | 0           | 0           | 0           | 0          |
| <b>Total (MW)</b> | <b>721</b>  | <b>2441</b> | <b>7834</b> | <b>2355</b> | <b>416</b> | <b>506</b>  | <b>461</b> | <b>2911</b> | <b>7737</b> | <b>2300</b> | <b>345</b>  | <b>313</b> | <b>351</b> | <b>2933</b> | <b>7728</b> | <b>2514</b> | <b>446</b> |



| Weather  | Source  | Commentary   |
|--|---|--|
| Latest forecast (Summary)  | <a href="#">Met Office</a><br><a href="#">SEPA</a><br><a href="#">Natural Resources Wales</a>                                     | <b>Today:</b><br>Early fog patches quickly clearing to leave another warm day with plenty of sunshine for most. Very isolated afternoon showers may develop in the north, more likely over eastern Scotland. Cloudier in the northwest with some light rain at times.<br><b>Tonight:</b><br>Rather cloudy for parts of Scotland and Northern Ireland, especially the far north and northwest where a little light rain. Clear elsewhere with patchy frost and a few fog patches. |
| General Weather Concerns<br>e.g. wind, rain, snow, flooding, GB Weather Warnings | <a href="#">Met Office</a><br><a href="#">Weather Warnings</a><br><a href="#">SEPA</a><br><a href="#">Natural Resources Wales</a> | <b>UK Weather Warnings</b><br>No weather warnings are in force for the UK<br><b>Flood Warnings</b><br>0 Flood Warnings and 0 Flood Alerts issued for England.<br>0 Flood Warning and 0 Flood Alerts issued for Scotland.<br>0 Flood Warnings and 0 Flood Alerts issued for Wales.  |

Contains public sector information licensed under the Open Government Licence v1.0

| Further Information        |   |
|----------------------------|---|
| BM Reports                 | <a href="https://www.bmreports.com">https://www.bmreports.com</a>   |
| System Balancing Reports   | <a href="https://www.nationalgrideso.com/balancing-data/system-balancing-reports">https://www.nationalgrideso.com/balancing-data/system-balancing-reports</a>     |
| Forecast Volumes and Costs | <a href="https://www.nationalgrideso.com/balancing-data/forecast-volumes-and-costs">https://www.nationalgrideso.com/balancing-data/forecast-volumes-and-costs</a> |
| NGESO Insights             | <a href="https://www.nationalgrideso.com/insights">https://www.nationalgrideso.com/insights</a>   |