

**National Electricity  
Transmission System Status Report**



national**grid**ESO

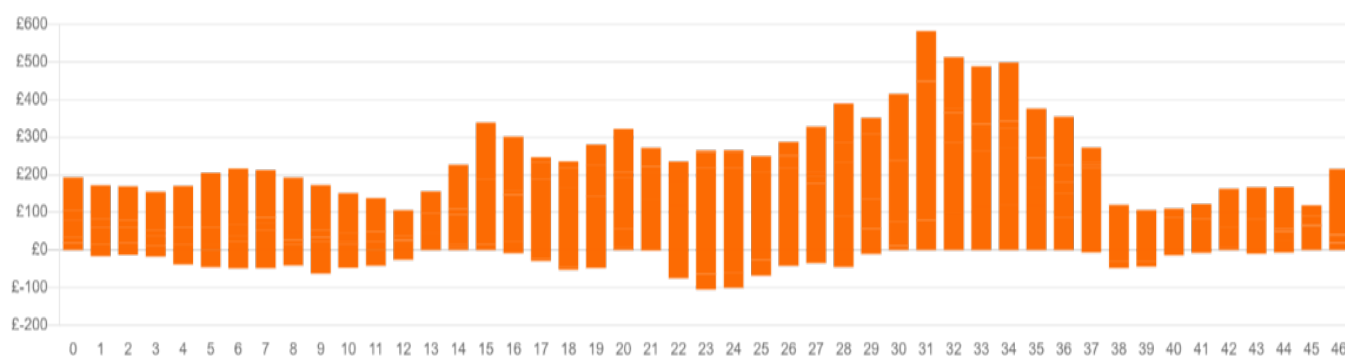
National Electricity Transmission System Status Report  
Sunday 13 March 2022

Today's High Level Risk Status Forecast for the next 24h			
General Status		Voltage	
Demand		System Inertia	
System Margins		Weather	
Generation		Transmission	
Active Constraints			
<a href="#">System Warning</a>			

<a href="#">Today's Minimum De-Rated Margin</a>	111107.133 (SP 38)	
Current BMU Largest Loss Risk	Generation	1700 MW
	Demand	560 MW

Balancing Costs

Last 24 hours' BM spend Total: £10584k



Yesterday's Market Summary

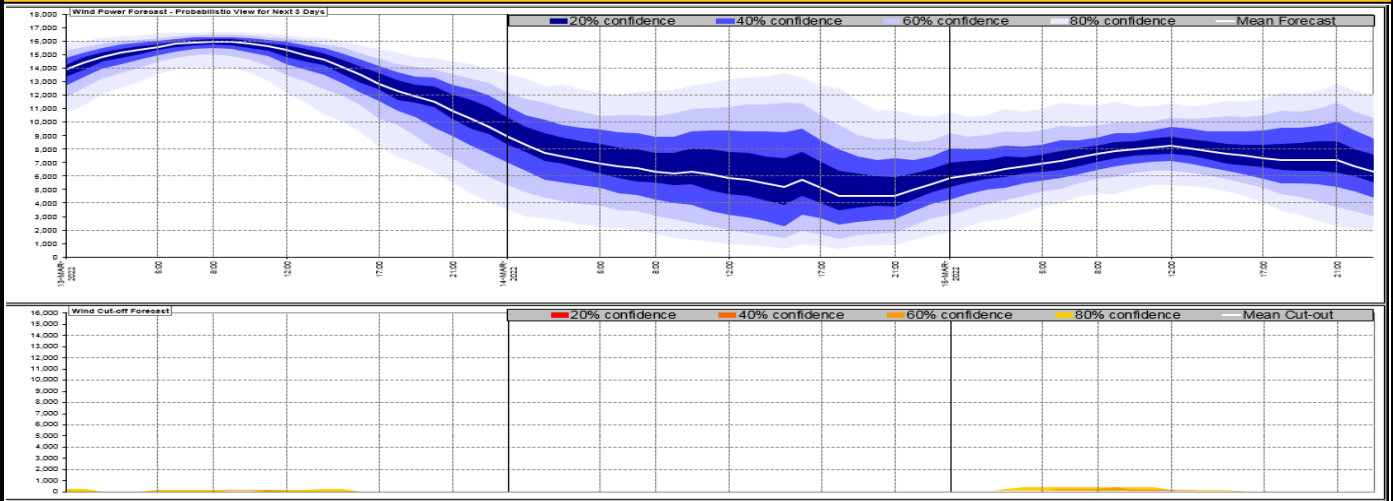
<a href="#">Cash Out Price (Max)</a>	£34,230 (SP 34)
<a href="#">Cash Out Price (Min)</a>	-£50.65 (SP 27)
<a href="#">Peak Demand Yesterday</a>	35,156 MW
Minimum Demand	20,601 MW

Interconnector

Net Transfer Capacity (MWs)

Today	Import	Export	Remarks
Netherlands (BritNed)	1016	1016	Fully Available
France (IFA2)	1014	1014	Fully Available
Belgium (Nemo)	1020	1020	Fully Available
Ireland (EWIC)	500	530	Fully Available
Northern Ireland (MOYLE)	500	500	Fully Available
NSL	1064	1064	Partially Available
ElecLink	0	0	Not yet commissioned
France IFA	500	500	Partially Available

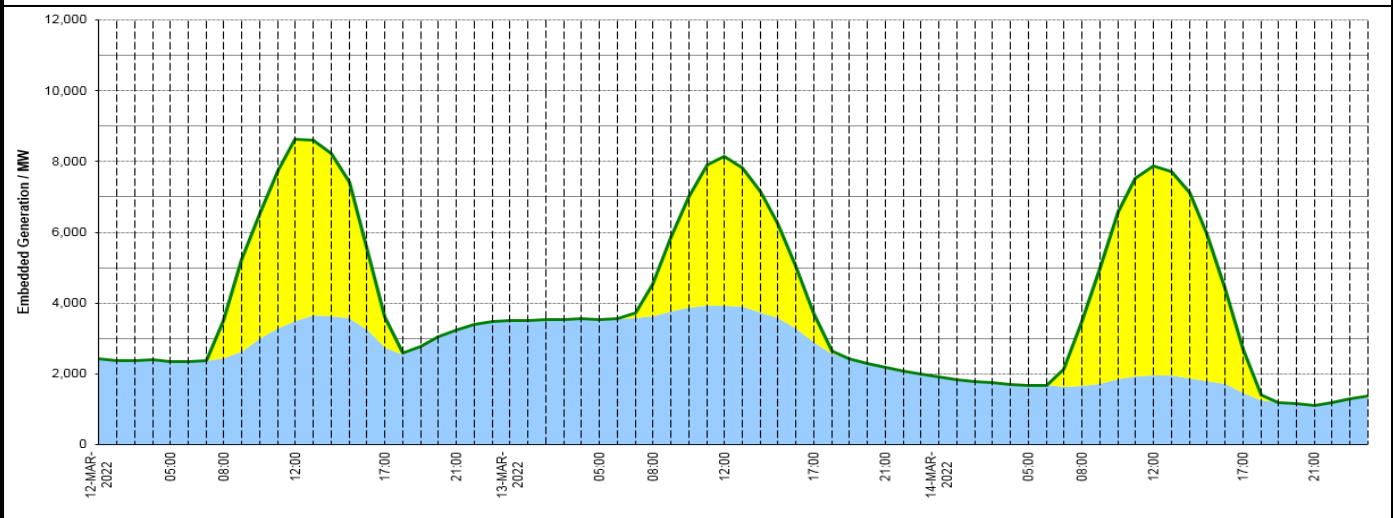
**Wind Power Forecast**



**Expected embedded generation (MWs)**

**Embedded Generation Forecast**

	12-MAR-2022					13-MAR-2022					14-MAR-2022						
	05:00	08:00	12:00	17:00	21:00	00:00	05:00	08:00	12:00	17:00	21:00	00:00	05:00	08:00	12:00	17:00	21:00
Solar (MW)	0	1070	5130	876	0	0	0	900	4234	800	0	0	0	1825	5901	1221	0
Wind (MW)	2356	2428	3503	2731	3226	3512	3529	3635	3917	2892	2184	1915	1676	1651	1963	1469	1099
STOR (MW)	0	0	0	0	0	0	0	0	0	0	0	0	0	0	0	0	0
<b>Total (MW)</b>	<b>2356</b>	<b>3498</b>	<b>8633</b>	<b>3607</b>	<b>3226</b>	<b>3512</b>	<b>3529</b>	<b>4535</b>	<b>8151</b>	<b>3692</b>	<b>2184</b>	<b>1915</b>	<b>1676</b>	<b>3476</b>	<b>7864</b>	<b>2690</b>	<b>1099</b>



Weather	Source	Commentary
Latest forecast (Summary)	<a href="#">Met Office</a> <a href="#">SEPA</a> <a href="#">Natural Resources Wales</a>	<p><b>Today:</b> Band of rain continuing north and east, becoming slow moving across parts of east and southeast England later. Sunshine and showers, heavy in places with hail and thunder, following across western areas. Gales in western areas easing through the afternoon.</p> <p><b>Tonight:</b> Rain in east clearing. Showers near southern coasts, else clear spells inland allowing frost and patchy fog to form. Cloudier further north with outbreaks of rain in the northwest.</p>
General Weather Concerns e.g. wind, rain, snow, flooding, GB Weather Warnings	<a href="#">Met Office</a> <a href="#">Weather Warnings</a> <a href="#">SEPA</a> <a href="#">Natural Resources Wales</a>	<p><b>UK Weather Warnings</b> Yellow warning of wind Areas affected: Northern Ireland   SW Scotland, Lothian Borders   Strathclyde Started at: 03:00 GMT on Sun 13 March Ends: 14:00 GMT on Sun 13 March Strong winds may cause transport and coastal disruption</p> <p><b>Flood Warnings</b> 0 Flood Warnings and 3 Flood Alerts issued for England. 2 Flood Warning and 4 Flood Alerts issued for Scotland. 0 Flood Warnings and 0 Flood Alerts issued for Wales.</p>

Contains public sector information licensed under the Open Government Licence v1.0

Further Information	
BM Reports	<a href="https://www.bmreports.com">https://www.bmreports.com</a>
System Balancing Reports	<a href="https://www.nationalgrideso.com/balancing-data/system-balancing-reports">https://www.nationalgrideso.com/balancing-data/system-balancing-reports</a>
Forecast Volumes and Costs	<a href="https://www.nationalgrideso.com/balancing-data/forecast-volumes-and-costs">https://www.nationalgrideso.com/balancing-data/forecast-volumes-and-costs</a>
NGESO Insights	<a href="https://www.nationalgrideso.com/insights">https://www.nationalgrideso.com/insights</a>