

National Electricity Transmission System Status Report



nationalgridESO

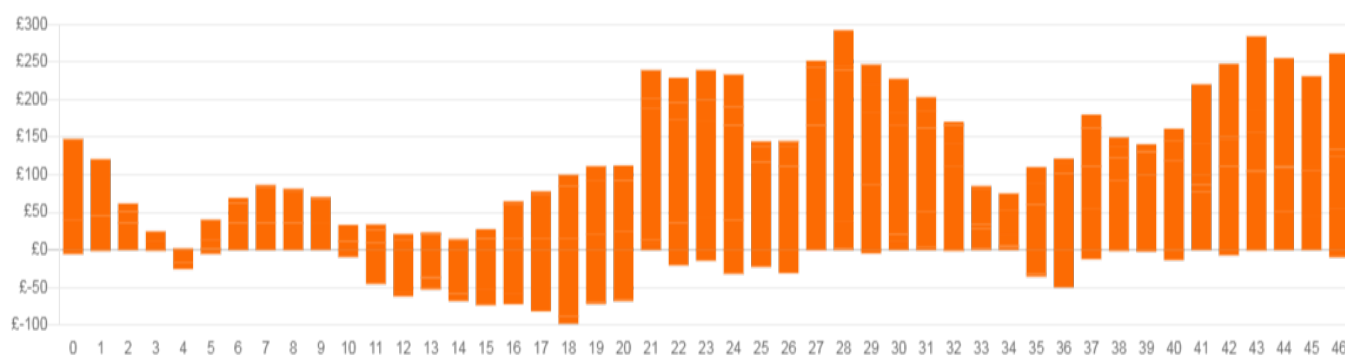
National Electricity Transmission System Status Report
Thursday 30 December 2021

| Today's High Level Risk Status Forecast for the next 24h | | | |
|--|--|----------------|--|
| General Status | | Voltage | |
| Demand | | System Inertia | |
| System Margins | | Weather | |
| Generation | | Transmission | |
| Active Constraints | | | |
| System Warning | | | |

| | | |
|---|------------------|---------|
| Today's Minimum De-Rated Margin | 15304.68 (SP 35) | |
| Current BMU Largest Loss Risk | Generation | 1500 MW |
| | Demand | 560 MW |

Balancing Costs

Last 24 hours' BM spend Total: £5472k



Yesterday's Market Summary

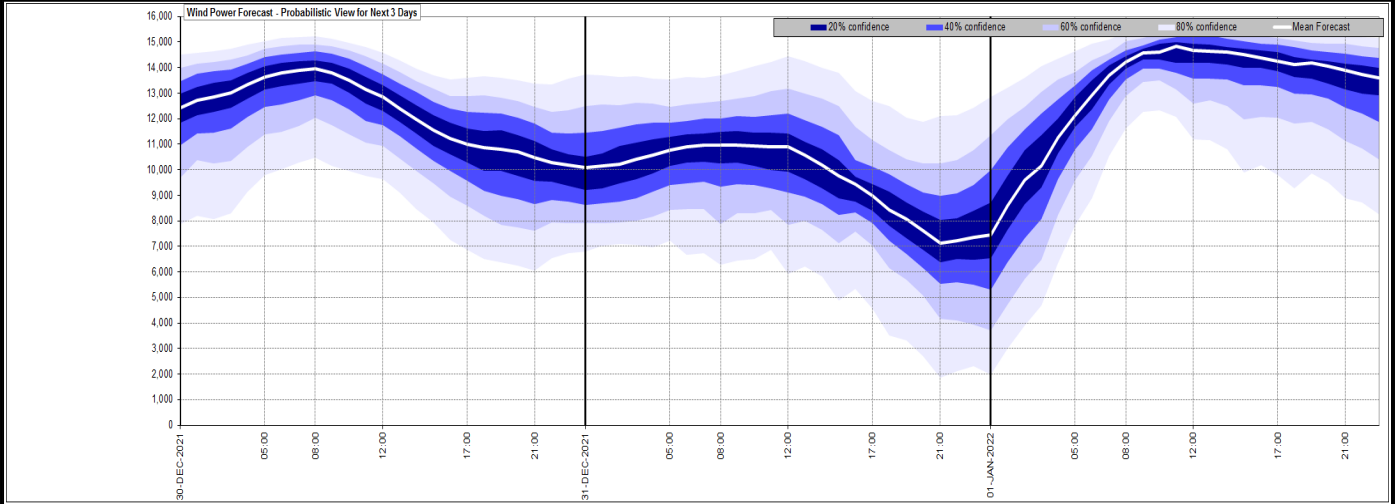
| | |
|---------------------------------------|-----------------|
| Cash Out Price (Max) | £285.00 (SP 3) |
| Cash Out Price (Min) | -£70.97 (SP 47) |
| Peak Demand Yesterday | 36,901 MW |
| Minimum Demand | 18,500 MW |

Interconnector

Net Transfer Capacity (MWs)

| Today | Import | Export | Remarks |
|--------------------------|--------|--------|----------------------|
| Netherlands (BritNed) | 1100 | 1133 | Fully Available |
| France (IFA2) | 1014 | 1014 | Fully Available |
| Belgium (Nemo) | 1020 | 1020 | Fully Available |
| Ireland (EWIC) | 500 | 530 | Fully Available |
| Northern Ireland (MOYLE) | 500 | 500 | Fully Available |
| NSL | 698 | 793 | Partially Available |
| ElecLink | 0 | 0 | Not yet commissioned |
| France IFA | 1000 | 1000 | Partially Available |

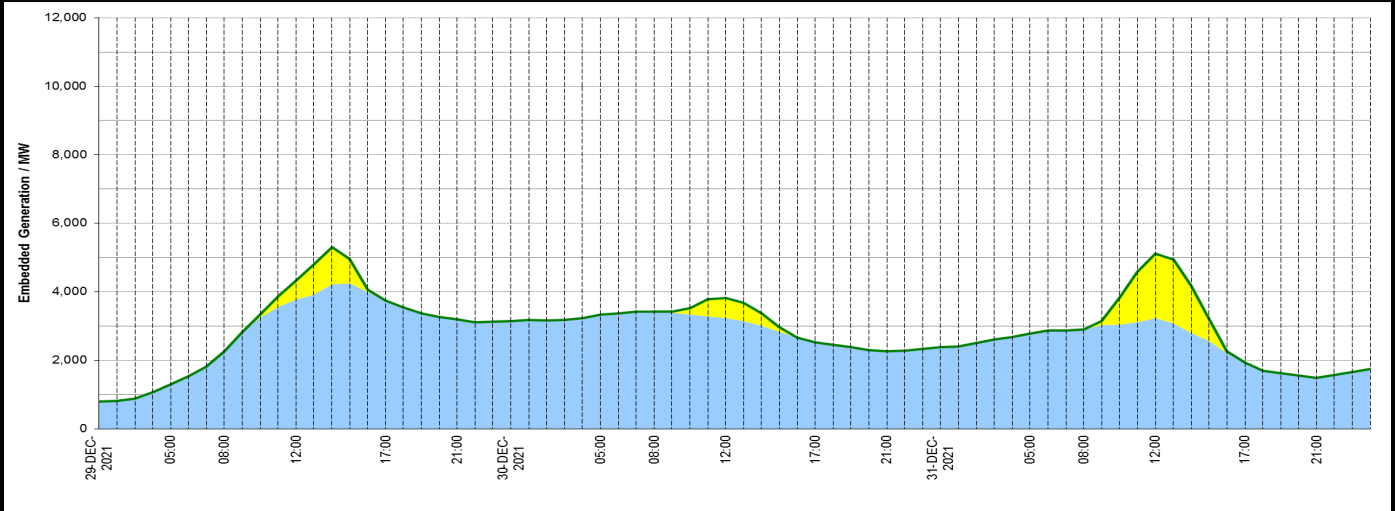
Wind Power Forecast



Expected embedded generation (MWs)

Embedded Generation Forecast

| | 29-DEC-2021 | | | | | 30-DEC-2021 | | | | | 31-DEC-2021 | | | | | | |
|-------------------|-------------|-------------|-------------|-------------|-------------|-------------|-------------|-------------|-------------|-------------|-------------|-------------|-------------|-------------|-------------|-------------|-------------|
| | 05:00 | 08:00 | 12:00 | 17:00 | 21:00 | 00:00 | 05:00 | 08:00 | 12:00 | 17:00 | 21:00 | 00:00 | 05:00 | 08:00 | 12:00 | 17:00 | 21:00 |
| Solar (MW) | 0 | 0 | 557 | 0 | 0 | 0 | 0 | 583 | 0 | 0 | 0 | 0 | 0 | 0 | 1875 | 0 | 0 |
| Wind (MW) | 1290 | 2264 | 3765 | 3742 | 3192 | 3149 | 3339 | 3416 | 3234 | 2526 | 2263 | 2384 | 2785 | 2906 | 3230 | 1933 | 1490 |
| STOR (MW) | 0 | 0 | 0 | 0 | 0 | 0 | 0 | 0 | 0 | 0 | 0 | 0 | 0 | 0 | 0 | 0 | 0 |
| Total (MW) | 1290 | 2264 | 4322 | 3742 | 3192 | 3149 | 3339 | 3416 | 3819 | 2526 | 2263 | 2384 | 2785 | 2906 | 5105 | 1933 | 1490 |



| Weather | Source | Commentary |
|---|---|---|
| Latest forecast (Summary) | Met Office SEPA Natural Resources Wales | Today: Cloudy and very mild with rain and drizzle across England and Wales, most persistent across western hills. Heavy showers across Northern Ireland and Scotland clearing to leave a brighter afternoon. Windy for many. Tonight: Rain, heavy at times, moving northwards across northern England, Northern Ireland and Scotland. Further rain moving eastwards across southern England and Wales. Windy in the west with coastal gales. Mild. |
| General Weather Concerns e.g. wind, rain, snow, flooding, GB Weather Warnings | Met Office Weather Warnings SEPA Natural Resources Wales | UK Weather Warnings No weather warnings are in force for the UK. Flood Warnings 30 Flood Warnings and alerts in England 0 Flood Warnings and alerts in Scotland 5 Flood Warnings and alerts in Wales |

Contains public sector information licensed under the Open Government Licence v1.0

| Further Information | |
|----------------------------|---|
| BM Reports | https://www.bmreports.com |
| System Balancing Reports | https://www.nationalgrideso.com/balancing-data/system-balancing-reports |
| Forecast Volumes and Costs | https://www.nationalgrideso.com/balancing-data/forecast-volumes-and-costs |
| NGESO Insights | https://www.nationalgrideso.com/insights |